

1 EXCHANGE RATES (daily data)

1.1 ECB euro reference exchange rates (1)

Monthly data are end-of-period values

Monetary units per euro

	1 US dollar (USD)	2 Japanese yen (JPY)	3 Swiss franc (CHF)	4 Pound sterling (GBP)	5 Swedish krona (SEK)	6 Danish krona (DKK)	7 Norwegian krona (NOK)	8 Canadian dollar (CAD)	9 Australian dollar (AUD)	10 New Zealand dollar (NZD)	11 Memo item SDR (XDR)
09 Oct	1.4800	134.66	1.5123	0.89375	10.3845	7.4430	8.3915	1.5952	1.6274	2.0346	0.9309
Nov	1.5023	129.77	1.5071	0.91155	10.4533	7.4424	8.5125	1.5882	1.6452	2.1019	0.9330
Dec	1.4406	133.16	1.4836	0.88810	10.2520	7.4418	8.3000	1.5128	1.6008	1.9803	0.9186
10 Jan	1.3966	126.15	1.4662	0.86655	10.2388	7.4443	8.2120	1.4924	1.5639	1.9771	0.8986
Feb	1.3570	120.92	1.4638	0.89270	9.7260	7.4428	8.0435	1.4354	1.5240	1.9549	0.8854
Mar A	1.3756	124.43	1.4511	0.89620	9.7403	7.4406	8.0100	1.3902	1.4898	1.9226	0.8946
10 Feb 25	1.3489	120.66	1.4633	0.88090	9.7496	7.4427	8.0405	1.4278	1.5186	1.9539	0.8820
26	1.3570	120.92	1.4638	0.89270	9.7260	7.4428	8.0435	1.4354	1.5240	1.9549	0.8854
27
28
Mar 1	1.3525	120.67	1.4644	0.90670	9.7649	7.4427	8.0570	1.4266	1.5105	1.9442	0.8853
2	1.3548	120.68	1.4628	0.90635	9.7316	7.4423	8.0485	1.4029	1.4994	1.9442	0.8862
3	1.3641	121.10	1.4629	0.90570	9.7945	7.4420	8.0745	1.4097	1.5116	1.9767	0.8888
4	1.3668	120.86	1.4632	0.90500	9.7430	7.4423	8.0505	1.4071	1.5149	1.9826	0.8892
5	1.3582	121.48	1.4632	0.90250	9.7178	7.4421	8.0490	1.4011	1.5043	1.9708	0.8873
6
7
8	1.3662	123.48	1.4628	0.90240	9.6794	7.4420	8.0490	1.4023	1.4970	1.9457	0.8920
9	1.3557	121.72	1.4626	0.90640	9.7280	7.4417	8.0410	1.3962	1.4938	1.9432	0.8873
10	1.3610	123.16	1.4618	0.91140	9.7180	7.4411	8.0125	1.3969	1.4855	1.9262	0.8903
11	1.3657	123.84	1.4622	0.90860	9.7285	7.4409	8.0115	1.4027	1.4916	1.9491	0.8924
12	1.3765	124.57	1.4597	0.90830	9.7288	7.4412	8.0330	1.4013	1.4991	1.9578	0.8954
13
14
15	1.3705	124.30	1.4527	0.91050	9.7143	7.4414	8.0155	1.3972	1.5022	1.9567	0.8939
16	1.3723	124.22	1.4516	0.90690	9.7242	7.4407	8.0145	1.3944	1.5005	1.9477	0.8946
17	1.3756	124.43	1.4511	0.89620	9.7403	7.4406	8.0100	1.3902	1.4898	1.9226	...

EXCHANGE RATES (daily data)
ECB euro reference exchange rates



Source: Exchange rates disseminated by the European Central Bank and IMF for SDR.
Monthly data are end-of-period values. Monthly average are shown in Boletín Estadístico, Table 20.1.

1 EXCHANGE RATES (daily data)

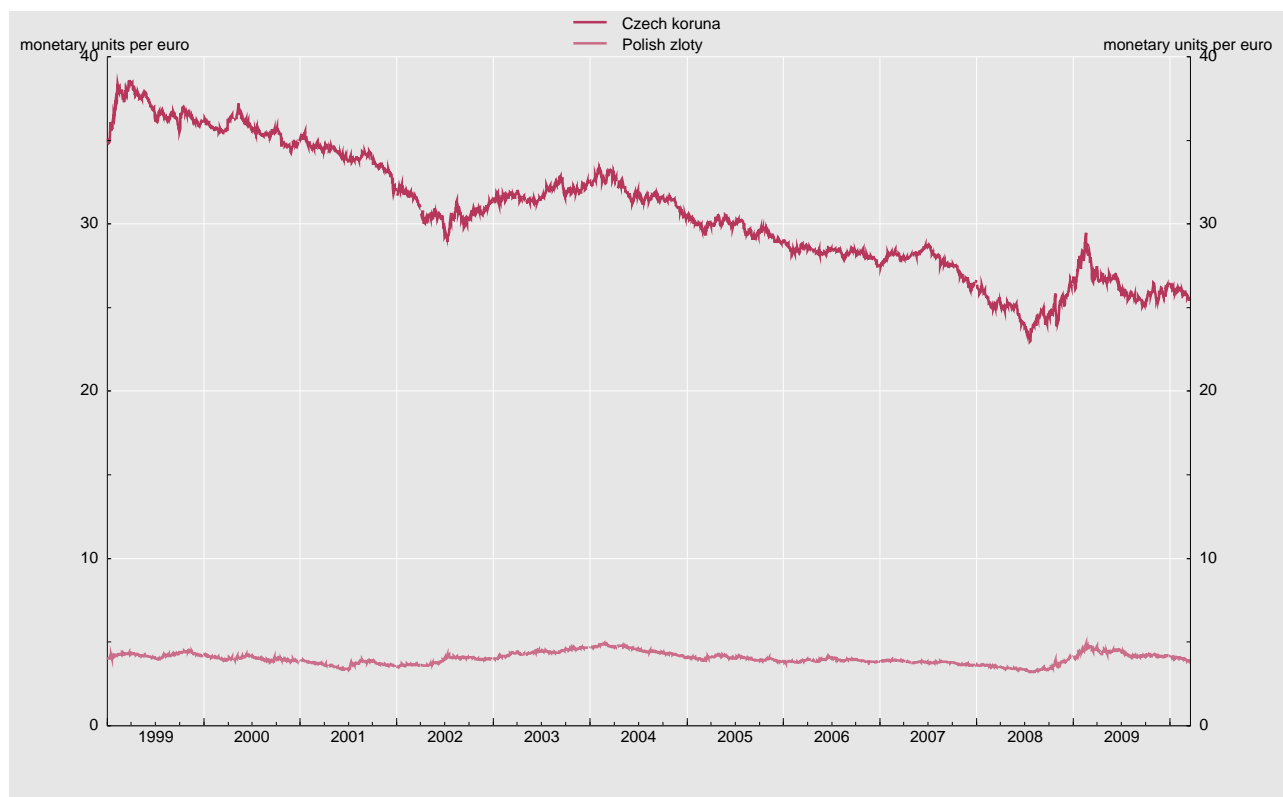
1.1 ECB euro reference exchange rates (2)

Monthly data are end-of-period values

Monetary units per euro

	12	13	14	15	16	17	18	19
	Cyprus pound (CYP)	Czech koruna (CZK)	Hungarian forint (HUF)	Polish zloty (PLN)	Estonian kroon (EEK)	Slovakian koruna (SKK)	Icelandic krona (ISK)	Latvian lat (LVL)
09 Oct	...	26.458	273.39	4.2410	15.6466	0.7091
Nov	...	26.135	273.88	4.1441	15.6466	0.7088
Dec	...	26.473	270.42	4.1045	15.6466	0.7093
10 Jan	...	26.223	271.15	4.0463	15.6466	0.7087
Feb	...	25.970	269.90	3.9698	15.6466	0.7092
Mar	A	25.402	262.24	3.8682	15.6466	0.7078
10 Feb 25	...	25.935	270.45	3.9926	15.6466	0.7093
26	...	25.970	269.90	3.9698	15.6466	0.7092
27
28
Mar 1	...	25.933	269.45	3.9400	15.6466	0.7092
2	...	25.770	266.90	3.9147	15.6466	0.7093
3	...	25.765	266.02	3.9000	15.6466	0.7093
4	...	25.818	266.02	3.9010	15.6466	0.7091
5	...	25.771	266.78	3.8755	15.6466	0.7089
6
7
8	...	25.578	265.34	3.8681	15.6466	0.7084
9	...	25.666	267.20	3.8954	15.6466	0.7084
10	...	25.616	266.87	3.8600	15.6466	0.7080
11	...	25.555	266.92	3.9012	15.6466	0.7080
12	...	25.517	266.15	3.9040	15.6466	0.7082
13
14
15	...	25.490	264.60	3.8950	15.6466	0.7076
16	...	25.504	264.19	3.8865	15.6466	0.7077
17	...	25.402	262.24	3.8682	15.6466	0.7078

TIPOS DE CAMBIO DIARIOS Cambios oficiales del euro del BCE



Source: Exchange rates disseminated by the European Central Bank.

Monthly data are end-of-period values. Monthly average are shown in Boletín Estadístico, Table 20.1.

1 EXCHANGE RATES (daily data)

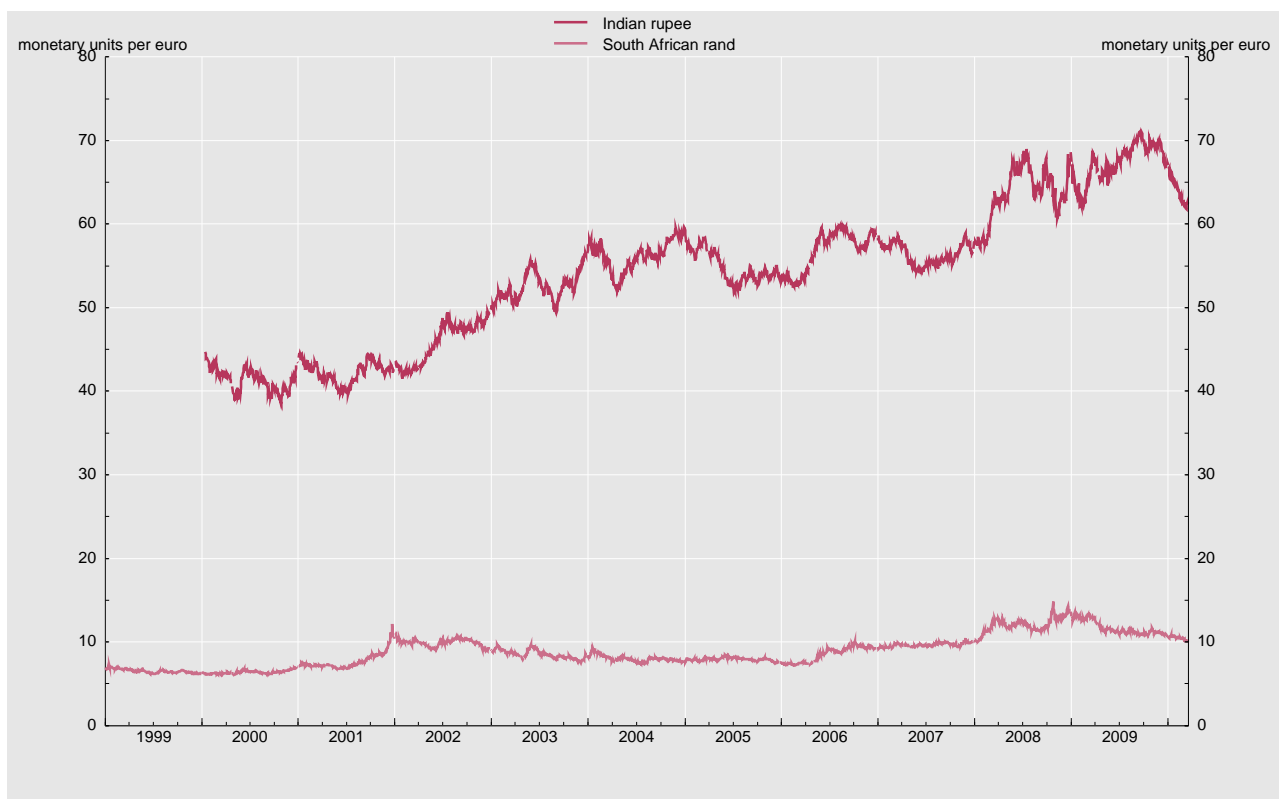
1.1 ECB euro reference exchange rates (3)

Monthly data are end-of-period values

Monetary units per euro

	Romanian leu (ROL/RON) 20	Bulgarian lev (BGN) 21	Indian rupee (INR) 22	Turkish lira (TRL/TRY) 23	Lithuanian litas (LTL) 24	Hong Kong dollar (HKD) 25	Singaporean dollar (SGD) 26	South African rand (ZAR) 27	South Korean won (KRW) 28
09 Oct	4.3045	1.9558	69.5750	2.211	3.4528	11.4702	2.0695	11.4519	1 748.02
Nov	4.2706	1.9558	69.7590	2.298	3.4528	11.6431	2.0789	11.1421	1 746.88
Dec	4.2363	1.9558	67.0400	2.1547	3.4528	11.1709	2.0194	10.6660	1 666.97
10 Jan	4.1055	1.9558	64.5160	2.0793	3.4528	10.8470	1.9609	10.5704	1 622.00
Feb	4.1145	1.9558	62.5640	2.1016	3.4528	10.5336	1.9090	10.5049	1 573.95
Mar A	4.0812	1.9558	62.3800	2.0821	3.4528	10.6769	1.9165	10.0132	1 552.22
10 Feb 25	4.126	1.9558	62.5000	2.0894	3.4528	10.4727	1.9029	10.5503	1 568.99
26	4.1145	1.9558	62.5640	2.1016	3.4528	10.5336	1.9090	10.5049	1 573.95
27
28
Mar 1	4.111	1.9558	62.4110	2.0879	3.4528	10.5007	1.9026	10.3907	1 562.24
2	4.1066	1.9558	62.2460	2.0793	3.4528	10.5180	1.9015	10.2774	1 558.38
3	4.1005	1.9558	62.5100	2.0986	3.4528	10.5891	1.9104	10.2804	1 563.72
4	4.0885	1.9558	62.6200	2.112	3.4528	10.6105	1.9109	10.1925	1 565.19
5	4.091	1.9558	61.9260	2.1001	3.4528	10.5438	1.9004	10.1274	1 548.62
6
7
8	4.09	1.9558	62.1050	2.088	3.4528	10.6001	1.9110	10.0639	1 547.28
9	4.1	1.9558	61.8270	2.0894	3.4528	10.5208	1.8990	10.0980	1 538.21
10	4.095	1.9558	61.7660	2.0933	3.4528	10.5606	1.9036	10.0720	1 538.99
11	4.0953	1.9558	62.2960	2.095	3.4528	10.5974	1.9095	10.1505	1 547.83
12	4.0915	1.9558	62.5500	2.1018	3.4528	10.6787	1.9178	10.1648	1 553.21
13
14
15	4.088	1.9558	62.4850	2.0922	3.4528	10.6338	1.9146	10.1427	1 555.38
16	4.0893	1.9558	62.4650	2.0944	3.4528	10.6493	1.9155	10.1320	1 555.03
17	4.0812	1.9558	62.3800	2.0821	3.4528	10.6769	1.9165	10.0132	1 552.22

TIPOS DE CAMBIO DIARIOS Cambios oficiales del euro del BCE



Source: Exchange rates disseminated by the European Central Bank.

As of 1 January 2005 the currency of the Republic of Turkey is the new Turkish lira (TRY). 1 TRY equals 1,000,000 Turkish liras (TRL)

As of 1 July 2005 the currency of Romania is the new Romanian leu (RON). 1 RON equals 10,000 old Romanian lei (ROL)

Monthly data are end-of-period values. Monthly average are shown in Boletín Estadístico, Table 20.1.

1 EXCHANGE RATES (daily data)

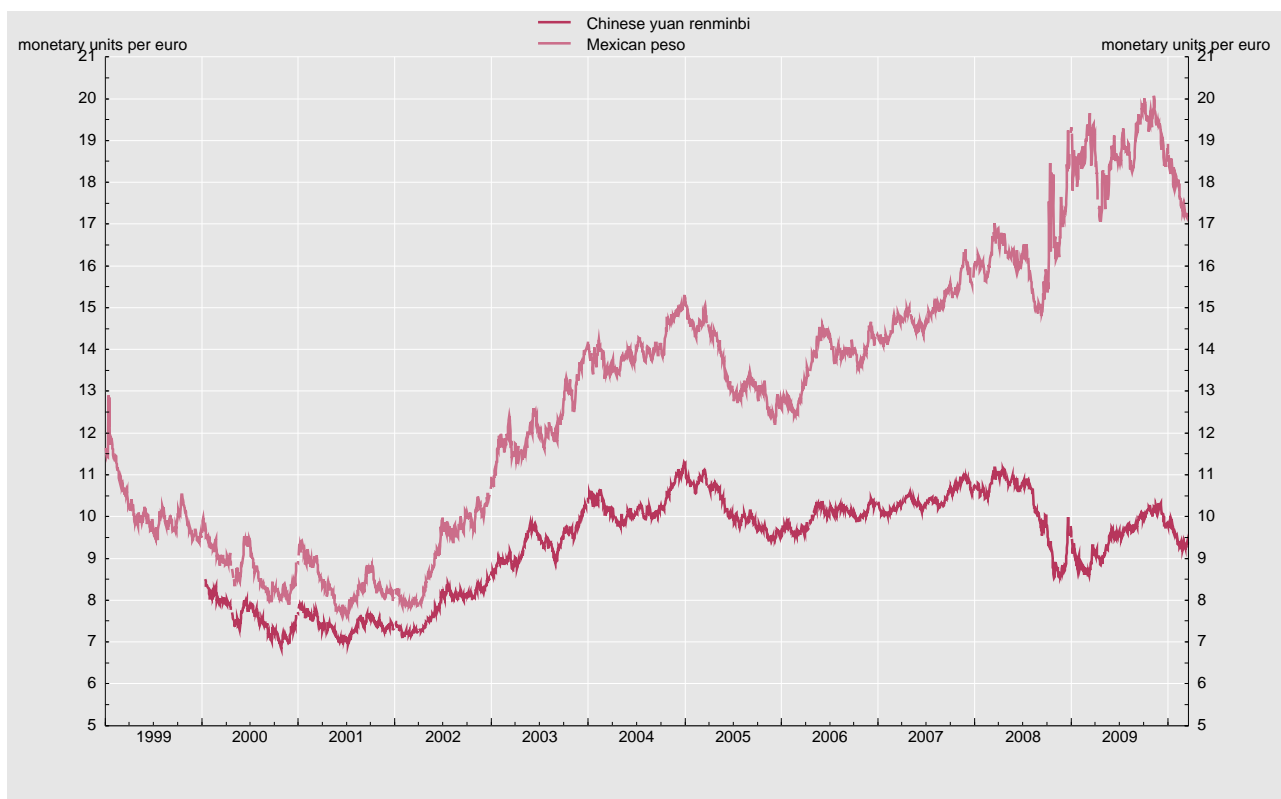
1.1 ECB euro reference exchange rates (and 4)

Monthly data are end-of-period values

Monetary units per euro

	Chinese yuan renminbi (CNY) 29	Croatian kuna (HRK) 30	Indonesian rupiah (IDR) 31	Malaysian ringgit (MYR) 32	Philippine peso (PHP) 33	Russian rouble (RUB) 34	Thai baht (THB) 35	Mexican peso (MXN) 34	Brazilian real (BRL) 35
09 Oct	10.1047	7.230	14 180.74	5.0505	70.481	43.010	49.484	19.321	2.557
Nov	10.2564	7.316	14 222.64	5.0966	70.918	43.980	49.951	19.398	2.625
Dec	9.8350	7.300	13 626.13	4.9326	66.507	43.154	47.986	18.922	2.511
10 Jan	9.5343	7.315	13 071.23	4.7638	64.922	42.340	46.332	18.191	2.601
Feb	9.2629	7.276	12 652.04	4.6175	62.596	40.731	44.869	17.364	2.472
Mar A	9.3898	7.258	12 562.44	4.5330	62.711	40.127	44.465	17.179	2.422
10 Feb 25	9.2087	7.270	12 609.31	4.5954	62.422	40.595	44.669	17.299	2.468
26	9.2629	7.276	12 652.04	4.6175	62.596	40.731	44.869	17.364	2.472
27
28
Mar 1	9.2326	7.257	12 519.70	4.5775	62.379	40.547	44.474	17.248	2.447
2	9.2485	7.270	12 600.11	4.5796	62.435	40.515	44.346	17.210	2.425
3	9.3111	7.270	12 644.45	4.6004	62.765	40.700	44.586	17.365	2.442
4	9.3303	7.265	12 667.29	4.6075	63.002	40.700	44.606	17.360	2.444
5	9.2718	7.265	12 542.52	4.5690	62.541	40.522	44.311	17.215	2.422
6
7
8	9.3269	7.262	12 550.47	4.5590	62.604	40.617	44.644	17.235	2.428
9	9.2544	7.263	12 487.33	4.5301	62.035	40.399	44.379	17.207	2.435
10	9.2900	7.266	12 484.00	4.5199	62.128	40.282	44.510	17.171	2.415
11	9.3231	7.258	12 542.26	4.5321	62.434	40.245	44.652	17.196	2.414
12	9.3953	7.258	12 568.35	4.5521	62.856	40.306	44.800	17.264	2.426
13
14
15	9.3550	7.250	12 566.08	4.5507	62.655	40.270	44.670	17.205	2.418
16	9.3672	7.257	12 581.48	4.5538	62.740	40.251	44.497	17.189	2.420
17	9.3898	7.258	12 562.44	4.5330	62.711	40.127	44.465	17.179	2.422

TIPOS DE CAMBIO DIARIOS Cambios oficiales del euro del BCE



Source: Exchange rates disseminated by the European Central Bank.
Monthly data are end-of-period values. Monthly average are shown in Boletín Estadístico, Table 20.1.