

The Economic Importance of Financial Literacy: Theory and Evidence

Annamaria Lusardi and Olivia S. Mitchell

June 25, 2013

The research reported herein was performed pursuant to a grant from the TIAA-CREF Institute; additional research support was provided by the Pension Research Council and Boettner Center at the Wharton School of the University of Pennsylvania. The authors thank the editor, Janet Currie, four anonymous referees, and Tabea Bucher-Koenen, Pierre-Carl Michaud, Maarten van Rooij, and Stephen Utkus for suggestions and comments, and Carlo de Bassa Scheresberg, Hugh Kim, Donna St. Louis, and Yong Yu for research assistance. Opinions and conclusions expressed herein are solely those of the authors and do not represent the opinions or policy of the funders or any other institutions with which the authors are affiliated. ©2013 Lusardi and Mitchell. All rights reserved.

The Economic Importance of Financial Literacy: Theory and Evidence

Annamaria Lusardi and Olivia S. Mitchell

Abstract

This paper undertakes an assessment of a rapidly growing body of economic research on financial literacy. We start with an overview of theoretical research which casts financial knowledge as a form of investment in human capital. Endogenizing financial knowledge has important implications for welfare as well as policies intended to enhance levels of financial knowledge in the larger population. Next, we draw on recent surveys to establish how much (or how little) people know and identify the least financially savvy population subgroups. This is followed by an examination of the impact of financial literacy on economic decision-making in the United States and elsewhere. While the literature is still young, conclusions may be drawn about the effects and consequences of financial illiteracy and what works to remedy these gaps. A final section offers thoughts on what remains to be learned if researchers are to better inform theoretical and empirical models as well as public policy.

The Economic Importance of Financial Literacy: Theory and Evidence

Annamaria Lusardi and Olivia S. Mitchell

1. Introduction

Financial markets around the world have become increasingly accessible to the ‘small investor,’ as new products and financial services grow widespread. At the onset of the recent financial crisis, consumer credit and mortgage borrowing had burgeoned. People who had credit cards or subprime mortgages were in the historically unusual position of being able to decide how much they wanted to borrow. Alternative financial services, including payday loans, pawn shops, auto title loans, tax refund loans, and rent-to-own shops have also become widespread.¹ At the same time, changes in the pension landscape are increasingly thrusting responsibility for saving, investing, and decumulating wealth onto workers and retirees, whereas in the past, older workers relied mainly on Social Security and employer-sponsored defined benefit (DB) pension plans in retirement. Today, by contrast, Baby Boomers mainly have defined contribution (DC) plans and Individual Retirement Accounts (IRAs) during their working years. This trend toward disintermediation increasingly is requiring people to decide how much to save and where to invest, and during retirement, to take on responsibility for careful decumulation so as not to outlive their assets while meeting their needs.²

Despite the rapid spread of such financially complex products to the retail marketplace, including student loans, mortgages, credit cards, pension accounts, and annuities, many of these have proven to be difficult for financially unsophisticated investors to master.³ Therefore, while these developments have their advantages, they also impose on households a much greater

¹See Lusardi (2011) and FINRA Investor Education Foundation (2009, 2012).

²In the early 1980’s, around 40 percent of U.S. private-sector pension contributions went to DC plans; two decades later, almost 90 percent of such contributions went to retirement accounts (mostly 401(k) plans; Poterba, Venti, and Wise 2008).

³See, for instance, Brown, Kapteyn, and Mitchell (2013)

responsibility to borrow, save, invest, and decumulate their assets sensibly by permitting tailored financial contracts and more people to access credit. Accordingly, one goal of this paper is to offer an assessment of how well-equipped today's households are to make these complex financial decisions. Specifically we focus on *financial literacy*, by which we mean peoples' ability to process economic information and make informed decisions about financial planning, wealth accumulation, debt, and pensions. In what follows, we outline recent theoretical research modeling how financial knowledge can be cast as a type of investment in human capital. In this framework, those who build financial savvy can earn above-average expected returns on their investments, yet there will still be some optimal level of financial ignorance. Endogenizing financial knowledge has important implications for welfare, and this perspective also offers insights into programs intended to enhance levels of financial knowledge in the larger population.

Another of our goals is to assess the effects of financial literacy on important economic behaviors. We do so by drawing on evidence about what people know and which groups are the least financially literate. Moreover, the literature allows us to tease out the impact of financial literacy on economic decision-making in the United States and abroad, along with the costs of financial ignorance. Because this is a new area of economic research, we conclude with thoughts on policies to help fill these gaps; we focus on what remains to be learned to better inform theoretical/empirical models and public policy.

2. A Theoretical Framework for Financial Literacy

The conventional microeconomic approach to saving and consumption decisions posits that a fully rational and well-informed individual will consume less than his income in times of

high earnings, thus saving to support consumption when income falls (e.g. after retirement). Starting with Modigliani and Brumberg (1954) and Friedman (1957), the consumer is posited to arrange his optimal saving and decumulation patterns to smooth marginal utility over his lifetime. Many studies have shown how such a life cycle optimization process can be shaped by consumer preferences (e.g. risk aversion and discount rates), the economic environment (e.g. risky returns on investments and liquidity constraints), and social safety net benefits (e.g. the availability and generosity of welfare schemes and Social Security benefits), among other features.⁴

These microeconomic models generally assume that individuals can formulate and execute saving and spend-down plans, which requires them to have the capacity to undertake complex economic calculations and to have expertise in dealing with financial markets. As we show below in detail, however, few people seem to have much financial knowledge. Moreover, acquiring such knowledge is likely to come at a cost. In the past, when retirement pensions were designed and implemented by governments, individual workers devote very little attention to their plan details. Today, by contrast, since saving, investment, and decumulation for retirement are occurring in an increasingly personalized pension environment, the gaps between modeling and reality are worth exploring, so as to better evaluate where the theory can be enriched, and how policy efforts can be better targeted.

Though there is a substantial theoretical and empirical body of work on the economics of education,⁵ far less attention has been devoted to the question of how people acquire and deploy

⁴For an older review of the saving literature see Browning and Lusardi (1996); recent surveys are provided by Skinner (2007) and Attanasio and Weber (2010). A very partial list of the literature discussing new theoretical advances includes Cagetti (2003); Chai, Horneff, Maurer, and Mitchell (2012); DeNardi, French, and Jones (2011); French (2005, 2008); Gourinchas and Parker (2002); Hurst and Aguiar (2005, 2007); and Scholz, Seshadri, and Khitatrakun (2006).

⁵Glewwe (2002) and Hanusheck and Woessman (2008) review the economic impacts of schooling and cognitive development.

financial literacy. In the last few years, however, a few papers have begun to examine the decision to acquire financial literacy and to study the links between financial knowledge, saving, and investment behavior (Delavande, Rohwedder, and Willis 2008; Jappelli and Padula 2013; Hsu 2011; and Lusardi, Michaud, and Mitchell 2013).⁶ For instance, Delavande, Rohwedder, and Willis (2008) present a simple two-period model of saving and portfolio allocation across safe bonds and risky stocks, allowing for the acquisition of human capital in the form of financial knowledge (à la Ben-Porath, 1967, and Becker, 1975). That work posits that individuals will optimally elect to invest in financial knowledge to gain access to higher-return assets: this training helps them identify better-performing assets and/or hire financial advisers who can reduce investment expenses. Hsu (2011) uses a similar approach in an intra-household setting where husbands specialize in the acquisition of financial knowledge, while wives increase their acquisition of financial knowledge mostly when it becomes relevant (such as prior to the death of their spouses). Jappelli and Padula (2013) also consider a two-period model but additionally sketch a multi-period life cycle model with financial literacy endogenously determined. They predict that financial literacy and wealth will be strongly correlated over the life cycle, with both rising until retirement and falling thereafter. They also suggest that in countries with generous Social Security benefits, there will be fewer incentives to save and accumulate wealth and, in turn, less reason to invest in financial literacy.

Each of these studies represents a useful theoretical advance, yet none incorporates key features now standard in theoretical models of saving – namely borrowing constraints, mortality risk, demographic factors, stock market returns, and earnings and health shocks. These

⁶ Another related study is by Benitez-Silva, Demiralp, and Liu (2009) who use a dynamic life cycle model of optimal Social Security benefit claiming against which they compare outcomes to those generated under a sub-optimal information structure where people simply copy those around them when deciding when to claim benefits. The authors do not, however, allow for endogenous acquisition of information.

shortcomings are rectified in recent work by Lusardi, Michaud, and Mitchell (2011, 2013), which calibrates and simulates a multi-period dynamic life cycle model where individuals not only select capital market investments but also undertake investments in financial knowledge. This extension is important in that it permits the researchers to examine model implications for wealth inequality and welfare. Two distinct investment technologies are considered: the first is a simple technology which pays a fixed low rate of return each period ($\bar{R} = 1 + \bar{r}$), similar to a bank account, while the second is a more sophisticated technology providing the consumer access to a higher stochastic expected return, $\tilde{R}(f_t)$, which depends on his accumulated level of financial knowledge. Each period, the stock of knowledge is related to what the individual had in the previous period minus a depreciation factor: thus $f_{t+1} = \delta f_t + i_t$, where δ represents knowledge depreciation (due to obsolescence or decay), and gross investment in knowledge is indicated with i_t . The stochastic return from the sophisticated technology follows the process $\tilde{R}(f_{t+1}) = \bar{R} + r(f_{t+1}) + \sigma_\varepsilon \varepsilon_{t+1}$ (where ε_t is a $N(0,1)$ iid shock and σ_ε refers to the standard deviation of returns on the sophisticated technology). To access this higher expected return, the consumer must pay both a direct cost (c), and a time and money cost (π) to build up knowledge.⁷

Prior to retirement, the individual earns risky labor income (y) from which he can consume or invest so as to raise his return (R) on saving (s) by investing in the sophisticated technology. After retirement, the individual receives Social Security benefits which are a

⁷ This cost function is assumed to be convex, though the authors also experiment with alternative formulations, which do not materially alter results. Kézdi and Willis (2011) also model heterogeneity in beliefs about the stock market, where people can learn about the statistical process governing stock market returns, reducing transactions costs for investments. Here, however, the investment cost was cast as a simplified flat fixed fee per person, whereas Lusardi, Michaud, and Mitchell (2013) evaluate more complex functions of time and money costs for investments in knowledge.

percentage of pre-retirement income.⁸ Additional sources of uncertainty include stock returns, medical costs, and longevity. Each period, therefore, the consumer's decision variables are how much to invest in the capital market, consume (c), and whether to invest in financial knowledge.

Assuming a discount rate of β and $\eta_o, \eta_y, \text{ and } \varepsilon$ which refer, respectively, to shocks in medical expenditures, labor earnings, and rate of return, the problem takes the form of a series of Bellman equations with the following value function $V_d(s_t)$ at each age as long as the individual is alive ($p_{e,t} > 0$):

$$V_d(s_t) = \max_{c_t, i_t, \kappa_t} n_{e,t} u(c_t/n_{e,t}) + \beta p_{e,t} \int_{\varepsilon} \int_{\eta_y} \int_{\eta_o} V(s_{t+1}) dF_e(\eta_o) dF_e(\eta_y) dF(\varepsilon)$$

The utility function is assumed to be strictly concave in consumption and scaled using the function $u(c_t/n_t)$ where n_t is an equivalence scale capturing family size which changes predictably over the life cycle; and by education, subscripted by e . End-of-period assets (a_{t+1}) are equal to labor earnings plus the returns on the previous period's saving plus transfer income (tr), minus consumption and costs of investment in knowledge (as long as investments are positive; i.e., $\kappa > 0$). Accordingly, $a_{t+1} = \tilde{R}_\kappa(f_{t+1})(a_t + y_{e,t} + tr_t - c_t - \pi(i_t) - c_d I(\kappa_t > 0))$.⁹

After calibrating the model using plausible parameter values, the authors then solve the value functions for consumers with low/medium/high educational levels by backward recursion.¹⁰ Given paths of optimal consumption, knowledge investment, and participation in the

⁸ There is also a minimum consumption floor; see Lusardi, Michaud, and Mitchell (2011, 2013).

⁹ Assets must be non-negative each period and there is a nonzero mortality probability as well as a finite length of life.

¹⁰ Additional detail on calibration and solution methods can be found in Lusardi, Mitchell, and Michaud (2011, 2013).

stock market, they then simulate 5,000 life cycles allowing for return, income, and medical expense shocks.¹¹

Several key predictions emerge from this study. First, endogenously-determined optimal paths for financial knowledge are hump-shaped over the life cycle. Second, consumers invest in financial knowledge to the point where their marginal time and money costs of doing so are equated to their marginal benefits; of course, this optimum will depend on the cost function for financial knowledge acquisition. Third, knowledge profiles differ across educational groups because of peoples' different life cycle income profiles.

Importantly, this model also predicts that inequality in wealth and financial knowledge will arise endogenously without having to rely on assumed cross-sectional differences in preferences or other major changes to the theoretical setup.¹² Moreover, differences in wealth across education groups also arise endogenously; that is, some population subgroups optimally have low financial literacy, particularly those anticipating substantial safety net income in old age. Finally, the model implies that financial education programs should not be expected to produce large behavioral changes for the least educated, since it may not be worthwhile for the least educated to incur knowledge investment costs given that their consumption needs are better insured by transfer programs.¹³ This prediction is consistent with Jappelli and Padula's (2013) suggestion that less financially informed individuals will be found in countries with more generous Social Security benefits (see also Jappelli 2010).

¹¹ Initial conditions for education, earnings, and assets are derived from Panel Study of Income Dynamics (PSID) respondents age 25-30.

¹² This approach could account for otherwise "unexplained" wealth inequality discussed by Venti and Wise (1998, 2001).

¹³ These predictions directly contradict at least one lawyer's surmise that "[i]n an idealized first-best world, where all people are far above average, education would train every consumer to be financially literate and would motivate every consumer to use that literacy to make good choices" (Willis 2008).

Despite the fact that some people will rationally choose to invest little or nothing in financial knowledge, the model predicts that it can still be socially optimal to raise financial knowledge for everyone early in life, for instance by mandating financial education in high school. This is because even if the least educated never invest again and let their knowledge endowment depreciate, they will still earn higher returns on their saving which generates a substantial welfare boost. For instance, providing pre-labor market financial knowledge to the least educated group improves their wellbeing by an amount equivalent to 82 percent of their initial wealth (Lusardi, Michaud, and Mitchell 2011). The wealth equivalent value for college graduates is also estimated to be substantial, at 56 percent. These estimates are, of course, specific to the calibration, but the approach underscores that consumers would benefit from acquiring financial knowledge early in life even if they made no new investments thereafter.

In sum, a small but growing theoretical literature on financial literacy has made strides in recent years by endogenizing the process of financial knowledge acquisition, generating predictions that can be tested empirically, and offering a coherent way to evaluate policy options. Moreover, these models offer insights into how policymakers might enhance welfare by enhancing young workers' endowment of financial knowledge. In the next section, we turn to a review of empirical evidence on financial literacy and how to measure it in practice. Subsequently, we analyze existing studies on how financial knowledge matters for economic behavior in the empirical realm.

3. Measuring Financial Literacy

Several fundamental concepts lie at the root of saving and investment decisions as modeled in the life cycle setting described in the previous section. Three such concepts are: (i)

numeracy and capacity to do calculations related to interest rates, such as compound interest; (ii) *understanding of inflation*; and (iii) *understanding of risk diversification*. Translating these into easily-measured financial literacy metrics is difficult, but Lusardi and Mitchell (2008, 2011b, c) have designed a standard set of questions around these ideas and implemented them in numerous surveys in the United States and abroad.

Four principles informed the design of these questions. The first is *Simplicity*: the questions should measure knowledge of the building blocks fundamental to decision-making in an intertemporal setting. The second is *Relevance*: the questions should relate to concepts pertinent to peoples' day-to-day financial decisions over the life cycle; moreover, they must capture general rather than context-specific ideas. Third is *Brevity*: the number of questions must be kept short to secure widespread adoption; and fourth is *Capacity to differentiate*, meaning that questions should differentiate financial knowledge to permit comparisons across people. These criteria are met by the three financial literacy questions designed by Lusardi and Mitchell (2008, 2011b), worded as follows:

- Suppose you had \$100 in a savings account and the interest rate was 2% per year. After 5 years, how much do you think you would have in the account if you left the money to grow: [more than \$102, exactly \$102, less than \$102? Do not know, refuse to answer.]
- Imagine that the interest rate on your savings account was 1% per year and inflation was 2% per year. After 1 year, would you be able to buy: [more than, exactly the same as, or less than today with the money in this account? Do not know; refuse to answer.]
- Do you think that the following statement is true or false? 'Buying a single company stock usually provides a safer return than a stock mutual fund.' [Do not know; refuse to answer.]

The first question measures numeracy or the capacity to do a simple calculation related to compounding of interest rates. The second question measures understanding of inflation, again in

the context of a simple financial decision. The third question is a joint test of knowledge about ‘stocks’ and ‘stock mutual funds’ and of risk diversification, since the answer to this question depends on knowing what a stock is and that a mutual fund is composed of many stocks. As is clear from the theoretical models described earlier, many decisions about retirement savings must deal with financial markets. Accordingly, it is important to understand knowledge of the stock market as well as differentiate between levels of financial knowledge.

Naturally any given set of financial literacy measures can only proxy for what individuals need to know to optimize behavior in intertemporal models of financial decision-making.¹⁴ Moreover, measurement error is a concern, as well as the possibility that answers might not measure ‘true’ financial knowledge. These issues have implications for empirical work on financial literacy, to be discussed below.

Empirical Evidence of Financial Literacy in the Adult Population

The three questions above were first administered to a representative sample of U.S. respondents age 50 and older, in a special module of the 2004 Health and Retirement Study (HRS).¹⁵ Results, summarized in Table 1, indicate that this older U.S. population is quite financially illiterate: only about half could answer the simple 2 percent calculation and knew about inflation, and only one third could answer all three questions correctly (Lusardi and Mitchell 2011b). This poor showing is notwithstanding the fact that people in this age group had made many financial decisions and engaged in numerous financial transactions over their lifetimes. Moreover, these respondents had experienced two or three periods of high inflation (depending on their age) and witnessed numerous economic and stock market shocks (including the demise of Enron), which should have provided them with information about investment risk.

¹⁴ See Huston (2010) for a review of financial literacy measures.

¹⁵ For information about the HRS, see <http://hrsonline.isr.umich.edu/>

In fact, the question about risk is the one where respondents answered disproportionately with “Do not know.”

Table 1 here

These same questions were added to several other U.S. surveys thereafter, including the 2007–2008 National Longitudinal Survey of Youth (NLSY) for young respondents (ages 23–28) (Lusardi, Mitchell, and Curto 2010); the RAND American Life Panel (ALP) covering all ages (Lusardi and Mitchell 2009); and the 2009 and 2012 National Financial Capability Study (Lusardi and Mitchell 2011d).¹⁶ In each case, the findings underscore and extend the HRS results, in that for all groups, the level of financial literacy in the U.S. was found to be quite low.

Additional and more sophisticated concepts were then added to the financial literacy measures. For instance, the 2009 and 2012 National Financial Capability Survey included two items measuring sophisticated concepts such as asset pricing and understanding of mortgages/mortgage payments. Results revealed additional gaps in knowledge: for example, data from the 2009 wave show that only a small percentage of Americans (21%) knew about the inverse relationship between bond prices and interest rates (Lusardi 2011).¹⁷ A pass/fail set of 28 questions by Hilgert, Hogarth, and Beverly (2003) covered knowledge of credit, saving patterns, mortgages, and general financial management, and the authors concluded most people earned a failing score on these questions as well.¹⁸ Lusardi, Mitchell and Curto (2012) also examine a set to questions measuring financial sophistication in addition to basic financial literacy and found

¹⁶ Information on the 2009 and 2012 National Financial Capability Study can be found here: <http://www.usfinancialcapability.org/>

¹⁷ Other financial knowledge measures include Kimball and Shumway (2006), Lusardi and Mitchell (2009), Yoong (2011), Hung, Parker, and Yoong (2009), and the review in Huston (2010). Related surveys in other countries examined similar financial literacy concepts (see, the Dutch Central Bank Household Survey, which has investigated and tested measures of financial literacy and financial sophistication, Alessie, Van Rooij, and Lusardi 2011).

¹⁸ Similar findings are reported for smaller samples or specific population subgroups (see Agnew and Szykman 2011; Utkus and Young 2011).

that a large majority of older respondents are not financially sophisticated. Additional surveys have also examined financial knowledge in the context of debt. For example, Lusardi and Tufano (2009a, b) examined ‘debt literacy’ regarding interest compounding and found that only one-third of respondents knew how long it would take for debt to double if one were to borrow at a 20 percent interest rate. This lack of knowledge confirms conclusions from Moore’s (2003) survey of Washington state residents, where she found that people frequently failed to understand interest compounding along with the terms and conditions of consumer loans and mortgages. Studies have also looked at different measures of “risk literacy” (Lusardi, Schneider, and Tufano 2011). Knowledge of risk and risk diversification remains low even when the questions are formulated in alternative ways (see, Kimball and Shumway 2006; Yoong 2011; and Lusardi, Schneider, and Tufano 2011). In other words, all of these surveys confirm that most U.S. respondents are not financially literate.

Empirical Evidence of Financial Literacy among the Young

As noted above, it would be useful to know how well-informed people are at the start of their working lives. Several authors have measured high school students’ financial literacy using data from the Jump\$tart Coalition for Personal Financial Literacy and the Council for Financial Education (CEE). Because those studies included a long list of questions, they provide a rather nuanced evaluation of what young people know when they enter the workforce. As we saw for their adult counterparts, most high school students in the U.S. receive a failing financial literacy grade (Mandell 2008; Markow and Bagnaschi 2005). Similar findings are reported for college students (Chen and Volpe 1998; and Shim, Barber, Card, Xiao, and Serido 2010).

International Evidence on Financial Literacy

The three questions mentioned earlier and that have been used in several surveys in the United States have also been used in several national surveys in other countries. Table 2 reports the findings from the twelve countries that have used these questions and where comparisons can be made for the total population.¹⁹ For brevity, we only report the proportion of correct and do not know answers to each questions and for all questions.

Table 2 here

The table highlights a few key findings. First, few people across countries can correctly answer three basic financial literacy questions. In the U.S., only 30 percent can do so, with similar low percentages in countries having well-developed financial markets (Germany, the Netherlands, Japan, Australia and others), as well as in nations where financial markets are changing rapidly (Russia and Romania). In other words, low levels of financial literacy found in the U.S. are also prevalent elsewhere, rather than being specific to any given country or stage of economic development. Second, some of what adult respondents know is related to national historical experience. For example, Germans and Dutch are more likely to know the answer to the inflation question, whereas many fewer people do in Japan, a country that has experienced deflation. Countries that were planned economies in the past (such as Romania and Russia) displayed the lowest knowledge of inflation. Third, of the questions examined, risk diversification appears to be the concept that people have the most difficulty grasping. Virtually everywhere, a high share of people respond that they ‘do not know’ the answer to the risk diversification question. For instance, in the U.S., 34 percent of respondents state they do not

¹⁹ The Central Bank of Austria has used these questions to measure financial literacy in ten countries in Eastern Europe and we report the findings for Romania, where financial literacy has been studied in detail (Beckman, 2013). These questions have also been fielded in Mexico and Chile (Hastings and Tejada-Ashton 2008; Hastings and Mitchell 2011; Behrman, Mitchell, Soo and Bravo 2012), India and Indonesia (Cole, Sampson, and Zia 2011). They have also been used to measure financial literacy among Sri Lankan entrepreneurs (de Mel, McKenzie, and Woodruff 2008) and a sample of U.S.-based migrants from El Salvador (Ashraf, Aycinena, Martinez, and Yang 2011). We do not report the estimates for these countries because they do not always work with representative samples of the population or use samples that can be compared with the statistics reported in Table 2.

know the answer to the risk diversification question; in Germany 32 percent and the Netherlands 33 percent do so; and even in the most risk-savvy country of Sweden and Switzerland, 18 and 13 percent respectively report they do not know the answer to the risk diversification question.

The Organisation for Economic Co-operation and Development (OECD) has been a pioneer in highlighting the lack of financial literacy across countries. For example, an OECD report in 2005 documented extensive financial illiteracy in Europe, Australia, and Japan, among others.²⁰ More recently, Atkinson and Messy (2011, 2012) confirmed the patterns of financial illiteracy mentioned earlier in the text across 14 countries at different stages of development in four continents, using a harmonized set of financial literacy as in the three questions that were used in many countries.²¹

The goal of evaluating student financial knowledge around the world among the young (high school students) has recently been taken up by the OECD's Programme for International Student Assessment (PISA),²² which in 2012 added a module on financial literacy to its review of proficiency in mathematics, science, and reading. Accordingly, 15-year olds around the world will be able to be compared with regard to their financial knowledge. In so doing, PISA has taken the position that financial literacy should be recognized as a skill essential for participation in today's economy.

Objective versus Subjective Measures of Financial Literacy

Another interesting finding on financial literacy is that there is often a substantial mismatch between peoples' *self-assessed knowledge* versus their *actual knowledge*, where the latter is

²⁰ Researchers have also examined answers to questions on mathematical numeracy in the England Longitudinal Survey of Ageing (ELSA; Banks and Oldfield 2007), and in the Survey of Health, Ageing, and Retirement in Europe (SHARE; Christelis, Jappelli, and Padula 2010).

²¹ Their survey uses eight financial literacy questions and focuses on fundamental concepts including the three main concepts discussed earlier.

²² For more information on the Financial Literacy Framework in PISA, see: <http://www.oecd.org/pisa/pisaproducts/46962580.pdf>

measured by correct answers to the financial literacy questions posed. As one example, several surveys include questions asking people to indicate their self-assessed knowledge, as the following questions used in the United States and also in the Netherlands and Germany:

- On a scale from 1 to 7, where 1 means very low and 7 means very high, how would you assess your overall financial knowledge?’

Even though actual financial literacy levels are low, respondents are generally rather confident of their financial knowledge and, overall, they tend to overestimate how much they know (Table 3). For instance in the 2009 U.S. Financial Capability Study, 70 percent of respondents gave themselves score of 4 or higher (out of 7), but only 30 percent of the sample could answer the factual questions correctly (Lusardi 2011). Similar findings were reported in other U.S. surveys and in Germany and the Netherlands (Bucher-Koenen, Lusardi, Alessie and van Rooij 2012). One exception is Japan, where respondents gave themselves low grades in financial knowledge. In other words, though actual financial literacy is low, most people are unaware of their own shortcomings.

Financial Literacy and Framing

Peoples’ responses to survey questions cannot always be taken at face value, a point well-known to psychometricians and economic statisticians. One reason, as noted above, is that financial literacy may be measured with error, depending on the way questions are worded. To test this possibility, Lusardi and Mitchell (2009) and van Rooij, Lusardi, and Alessie (2011) randomly asked two groups of respondents the same risk question, but randomized their order of presentation. Thus half the group received format (a) and the other half format (b), as follows:

- (a) Buying a company stock usually provides a safer return than a stock mutual fund. True or false?

OR

- (b) Buying a stock mutual fund usually provides a safer return than a company stock. True or false?

They found that people's responses were, indeed, sensitive to how the question was worded in both the U.S. American Life Panel (Lusardi and Mitchell 2009) and the Dutch Central Bank Household Survey (DHS; van Rooij, Lusardi, and Alessie 2011). For example, fewer DHS respondents responded correctly when the wording was '*buying a stock mutual fund usually provides a safer return than a company stock*'; conversely, the fraction of correct responses doubled when shown the alternative wording: '*buying a company stock usually provides a safer return than a stock mutual fund.*' This was not simply due to people using a crude rule of thumb (such as always picking the first as the correct answer), since that would generate a lower rather than a higher percentage of correct answers for version (a). Instead, it appeared that some respondents did not understand the question, perhaps because they were unfamiliar with stocks, bonds, and mutual funds. What this means is that some answers judged to be 'correct' may instead be attributable to guessing. In other words, analysis of the financial literacy questions should take into account the possibility that these measures may be noisy proxies of true financial knowledge levels.²³

4. Disaggregating Financial Literacy

To draw out lessons about which people most lack financial knowledge, we turn next to a disaggregated assessment of the data. In what follows, we briefly review evidence by age and sex, race/ethnicity, income and employment status, and other factors of interest to researchers.

Financial Literacy Patterns by Age

²³ In the 2008 HRS, the financial literacy questions were modified to assess the sensitivity of peoples' answers to the way in which the questions were worded. Results confirmed sensitivity to question wording, especially for the more sophisticated financial concepts (Lusardi, Mitchell, and Curto 2012). Behrman, Mitchell, Soo and Bravo (2012) developed a financial literacy index employing a two-step weighting approach, whereby the first step weighted each question by difficulty and the second step applied principal components analysis to take into account correlations across questions. Resulting scores indicated how financially literate each individual was in relation to the average and to specific questions asked. The results confirmed that the basic financial literacy questions designed by Lusardi and Mitchell (2011b) receive the largest weights.

The theoretical framework sketched above implies that the life cycle profile of financial literacy will be hump-shaped, and survey data confirm that financial literacy is, in fact, lowest among the young and the old.²⁴ This is a finding which is robust across countries and we report a selected set of countries in Figure 1.

Figure 1 here

Of course with cross-sectional data, one cannot cleanly disentangle age from cohort effects, so further analysis is required to identify these clearly, and below we comment further on this point (Figure 1a). Nevertheless, it is of interest that older people give themselves very high scores regarding their own financial literacy, despite scoring poorly on the basic financial literacy questions (Lusardi and Mitchell 2011b; Lusardi and Tufano 2009a) and not just in the US but other countries as well (Lusardi and Mitchell, 2011c). Similarly, Finke, Howe, and Houston (2011) develop a multidimensional measure of financial literacy for the old and confirm that, though actual financial literacy falls with age, peoples' confidence in their own financial decision-making abilities actually *increases* with age. The mismatch between actual and perceived knowledge might explain why financial scams are often perpetrated against the elderly (Deevy, Lucich, and Beals 2012).

Financial Literacy Differences by Sex

One striking feature of the empirical data on financial literacy is the large and persistent gender difference described in Figure 1b. Not only are older men generally more financially knowledgeable than older women, but similar patterns also show up among younger respondents as well (Lusardi, Mitchell, and Curto 2010; Lusardi and Mitchell 2009; Lusardi and Tufano

²⁴ Earlier we made mention of the widespread lack of financial and economic knowledge among high school and college students. At the other end of the work life, financial literacy also declines with age, as found in the 2004 HRS module on financial literacy on people age 50+ and in many other countries (Lusardi and Mitchell 2011b, c).

2009a, b). Moreover, these gaps persist across both the basic and the more sophisticated literacy questions (Lusardi, Mitchell, and Curto 2012; Hung, Parker, and Yoong 2009).

One twist on the differences by sex, however, is that while women are less likely to answer financial literacy questions correctly than men, they are also far more likely to say they ‘do not know’ an answer to a question, a result that is strikingly consistent across countries (Figure 1b).²⁵ This awareness of their own lack of knowledge may make women ideal targets for financial education programs.

Because these sex differences in financial literacy are so persistent and widespread across surveys and countries, several researchers have sought to explain them. Consistent with the theoretical framework described earlier, Hsu (2011) proposed that some sex differences may be rational, with specialization of labor within the household leading married women to build up financial knowledge only late in life (close to widowhood). Nonetheless, that study did not explain why financial literacy is also lower among single women in charge of their own finances. Studies of financial literacy in high school and college also revealed sex differences in financial literacy early in life (Chen and Volpe 2002; Mandell 2008).²⁶ Other researchers seeking to explain observed sex differences concluded that traditional explanations cannot fully account for the observed male/female knowledge gap (Fonseca, Mullen, Zamarro, and Zissimopoulos 2012; Bucher-Koenen, Lusardi, Alessie, and van Rooij 2012). Fonseca, Mullen, Zamarro, and Zissimopoulos (2012) suggested that women may acquire or ‘produce’ financial literacy differently from men, while Bucher-Koenen, Lusardi, Alessie, and van Rooij (2012) pointed to a potentially important role for self-confidence that differs by sex. Brown and Graf (2013) also

²⁵ While statistics are only reported for four countries in Figure 1b, the prevalence of “do not know” responses by women is found in all of the twelve countries listed in Table 2.

²⁶ It may be possible but untested so far that women, for example young ones, expect they would have someone later in life (a husband or companion) to take care of their finances.

showed that sex differences are not due to differential interest in finance and financial matters between women and men.

To shed more light on women's financial literacy, Mahdavi and Horton (2012) examined alumnae from a highly selective U.S. women's liberal arts college. Even in this talented and well-educated group, women's financial literacy was found to be very low. In other words, even very well educated women are not particularly financially literate, which could imply that women may acquire financial literacy differently from men. Nevertheless this debate is far from closed, and additional research will be required to better understand these observed sex differences in financial literacy.

Literacy Differences by Education and Ability

As illustrated in Figure 1c, there are substantial differences in financial knowledge by education: specifically, those without a college education are much less likely to be knowledgeable about basic financial literacy concepts, as reported in several U.S. surveys and across countries (Lusardi and Mitchell 2007a, 2011c). Moreover, numeracy is especially poor for those with low educational attainment (Christelis, Jappelli, and Padula 2010, Lusardi, 2012).

How to interpret the finding of a positive link between education and financial savvy has been subject to some debate in the economics literature. One possibility is that the positive correlation might be driven by cognitive ability (McArdle, Smith, and Willis 2009), implying that one must control on measures of ability when seeking to parse out the separate impact of financial literacy. Fortunately, the NLSY has included both measures of financial literacy and of cognitive ability (i.e., the Armed Services Vocational Aptitude Battery). Lusardi, Mitchell, and Curto (2010) did find a positive correlation between financial literacy and cognitive ability among young NLSY respondents, but they also showed that cognitive factors did not fully

account for the variance in financial literacy. In other words, substantial heterogeneity in financial literacy remains even after controlling on cognitive factors.

Other Literacy Patterns

There are numerous other empirical regularities in the financial literacy literature, that are again persistent across countries. Financial savvy varies by income and employment type, with lower-paid individuals doing less well and employees and the self-employed doing better than the non-employed (Lusardi and Tufano 2009a); Lusardi and Mitchell 2011c). Several studies have also reported marked differences by race and ethnicity, with African Americans and Hispanics displaying the lowest level of financial knowledge in the U.S. context (Lusardi and Mitchell 2007a, b, 2011d). These findings hold across age groups and many different financial literacy measures (Lusardi and Mitchell 2009). Those living in rural areas generally score worse than their city counterparts (Klapper and Panos 2011). These findings might suggest that financial literacy is more easily acquired via interactions with others, in the workplace or in the community.²⁷ Relatedly, there are also important geographic differences in financial literacy; for example, Fornero and Monticone (2011) report substantial financial literacy dispersion across regions in Italy and so does Beckmann (2013) for Romania. Bumcrot, Lin, and Lusardi (2013) report similar differences across U.S. states.

The literature also points to differences in financial literacy by family background. For instance, Lusardi, Mitchell, and Curto (2010) linked financial literacy of 23-28-year-old NLSY respondents to characteristics of the households in which they grew up, controlling for a set of demographic and economic characteristics. Respondents' financial literacy was also significantly positively correlated with parental education (in particular, that of their mothers), and whether

²⁷ This might also help account for the sex differences mentioned above, since in many cultures, men are more likely than women to interact daily with financially knowledgeable individuals.

their parents held stocks or retirement accounts when the respondents were teenagers. Mahdavi and Horton (2012) reported a connection between financial literacy and parental background; in this case, fathers' education was positively associated with their female children's financial literacy.²⁸ In other words, financial literacy may well get its start in the family, perhaps when children observe their parents' saving and investing habits, or more directly by receiving financial education from parents (Chiteji and Stafford 1999; Li 2009; Shim, Xiao, Barber, and Lyons 2009).

Other studies have noted a nationality gap in financial literacy, with foreign citizens reporting lower financial literacy than the native born (Brown and Graf 2013). Others have found differences in financial literacy according to religion (Alessie, Van Rooij and Lusardi, 2011) and political opinions (Arrondel, Debbich and Savignac 2013). These findings may also shed light on how financial literacy is acquired.

To summarize, while financial illiteracy is widespread, it is also concentrated among specific population sub-groups in most countries studied to date. Such heterogeneity in financial literacy suggests that different mechanisms may be appropriate for tracking the causes and possible consequences of the shortfalls. In the U.S., those facing most challenges are the young and the old, women, African-Americans, Hispanics, the least educated, and those living in rural areas. To date, these differences have not been fully accounted for, though the theoretical framework outlined above provides guidelines for explaining some of these.

5. How Does Financial Literacy Matter?

²⁸ Other studies discussing financial socialization of the young include Hira, Sabri, and Loibl (2013) and the references cited therein.

We turn next to a discussion of whether and how financial literacy matters for economic decision-making.²⁹ Inasmuch as individuals are increasingly being asked to take on additional responsibility for their own financial well-being, there remains much to learn about these facts. And as we have argued above, when financial literacy itself is a choice variable, it is important to disentangle cause from effect. For instance, those with high net worth who invest in financial markets may also be more likely to care about improving their financial knowledge, since they have more at stake. In what follows, we discuss research linking financial literacy with economic outcomes, taking into account the endogeneity issues as well.

Financial Literacy and Economic Decisions

The early economics literature in this area began by documenting the link between financial literacy and several economic behaviors. For example Bernheim (1995, 1998) was among the first to emphasize that most U.S. households lacked basic financial knowledge and that they also used crude rules of thumb when engaging in saving behavior. More recently, Calvet, Campbell, and Sodini (2007, 2009) evaluated Swedish investors' actions that they classified as 'mistakes.' While that analysis included no direct financial literacy measure, the authors did report that poorer, less educated, and immigrant households (attributes associated with low financial literacy, as noted earlier) were more likely to make financial errors. Agarwal, Driscoll, Gabaix, and Laibson (2009) also focused on financial 'mistakes', showing that these were most prevalent among the young and the old, groups which normally display the lowest financial knowledge.

In the wake of the financial crisis of 2008-9, the U.S. federal government has also begun to express substantial concern about another and more extreme case of mistakes, namely where people fall prey to financial scams. As often noted, scams tend to be perpetrated against the

²⁹ For a review of the role of financial literacy in the consumer behavior literature, see Hira (2010).

elderly, since they are among those with the least financial savvy and often have accumulated some assets.³⁰ A survey of older financial decision makers (age 60+) indicated that more than half of them reported having made a bad investment, and one in five of those respondents felt they had been misled or defrauded but failed to report the situation (FINRA 2006). As Baby Boomers age, this problem is expected to grow (Blanton 2012), since this cohort is a potentially lucrative target.

Several researchers have examined the relationships between financial literacy and economic behavior. It is much harder to establish a causal link between the two and we will discuss the issue of endogeneity and other problems in more detail below. Hilgert, Hogarth, and Beverly (2003) uncovered a strong correlation between financial literacy and day-to-day financial management skills. Several other studies both in the United States and other countries have found that the more numerate and financially literate are also more likely to participate in financial markets and invest in stocks (Kimball and Shumway 2006; Christelis, Jappelli, and Padula 2010; van Rooij, Lusardi, and Alessie 2011; Yoong 2011; Almenberg and Dreber 2011; Arrondel, Debbich, and Savignac 2012). Financial literacy can also be linked to holding precautionary savings (de Bassa Scheresberg 2013).

The more financially savvy are also more likely to undertake retirement planning, and those who plan also accumulate more wealth (Lusardi and Mitchell 2007a, b, 2011a, b). Some of the first studies on the effects of financial literacy were linked to its effects on retirement planning in the United States and these studies have been replicated in most of the countries covered in Table 2, showing that the correlation between financial literacy and different

³⁰ In 2011 Americans submitted over 1.5 million complaints about financial and other fraud, up 62 percent in just three years; these counts are also likely understated (FTC 2012). Financial losses per capita due to fraud have also increased over time: the median loss per victim rose from \$218 in 2002 to \$537 in 2011. Similarly the SEC (2012) warns about scams and fraud and other potential consequences of very low financial literacy, particularly among the most vulnerable groups.

measures of retirement planning is quite robust.³¹ Studies breaking out specific components of financial literacy tend to conclude that what matters most is advanced financial knowledge (for example, risk diversification) and the capacity to do calculations (Lusardi and Mitchell 2011d; Alessie, van Rooij, and Lusardi 2011; Fornero and Monticone 2011; Klapper and Panos 2011; Sekita 2011).

Turning to the liability side of the household balance sheet, Moore (2003) reported that the least financially literate are also more likely to have costly mortgages. Campbell (2006) pointed out that those with lower income and less education (characteristics strongly related to financial illiteracy) were less likely to refinance their mortgages during a period of falling interest rates. Stango and Zinman (2009) concluded that those unable to correctly calculate interest rates out of a stream of payments ended up borrowing more and accumulating less wealth. Lusardi and Tufano (2009a) confirmed that the least financially savvy incurred high transaction costs, paying higher fees and using high-cost borrowing. In their study, the less knowledgeable also reported that their debt loads were excessive, or that they were unable to judge their debt positions. Similarly, Mottola (2013) found that those with low financial literacy were more likely to engage in costly credit card behavior, and Utkus and Young (2011) concluded that the least literate were also more likely to borrow against their 401(k) and pension accounts.

Moreover, both self-assessed and actual literacy is found to have an effect on credit card behavior over the life cycle (Allgood and Walstad, 2013). A particularly well-executed study by Gerardi, Goette, and Meier (2013) matched individual measures of numerical ability to

³¹ The link between financial literacy and retirement planning also robust to the measure of financial literacy used (basic versus sophisticated financial knowledge; Lusardi and Mitchell 2009, 2011d), how planning is measured (Lusardi and Mitchell 2007a, 2009, 2011b; Alessie, van Rooij, and Lusardi 2011), and which controls are included in the empirical estimation (van Rooij, Lusardi, and Alessie 2011).

administrative records that provide information on subprime mortgage holders' payments. Three important findings flowed from this analysis. First, numerical ability was a strong predictor of mortgage defaults. Second, the result persisted even after controlling for cognitive ability and general knowledge. Third, the estimates were quantitatively important, as will be discussed in more detail below, an important finding for both regulators and policymakers.

Many high-cost methods of borrowing have proliferated over time, with negative effects for less savvy consumers.³² For instance, Lusardi and de Bassa Scheresberg (2013) examined high-cost borrowing in the U.S. including payday loans, pawn shops, auto title loans, refund anticipation loans, and rent-to-own shops. They concluded that the less financially literate were substantially more likely to use high-cost methods of borrowing, a finding that is particularly strong among young adults (age 25-34) (Bassa Scheresberg 2013). While most attention has been devoted to the supply side, these studies suggest it may also be important to look at the demand side and the financial literacy of borrowers. The large number of mortgage defaults during the financial crisis has likewise suggested to some that debt and debt management is a fertile area for mistakes; for instance, many borrowers do not know what interest rates were charged on their credit card or mortgage balances (Moore 2003; Lusardi 2011; Disney and Gathergood 2012).³³

It is true that education can be quite influential in many of these arenas. For instance, research has shown that the college educated are more likely to own stocks and less prone to use high-cost borrowing (Haliassos and Bertaut 1995; Campbell 2006; Lusardi and de Bassa Scheresberg 2012). Likewise, there is a very strong positive correlation between education and

³² The alternative financial services (AFS) industry has experienced tremendous growth in the United States: in 2009, the Federal Deposit Insurance Corporation estimated the industry to be worth at least \$320 billion in terms of transactional services (FDIC 2009).

³³ Disney and Gathergood (2012) reported that UK consumer credit customers systematically underestimated the cost of borrowing, while the least financially literate had higher average debt-to-income ratios.

wealth-holding (Bernheim and Scholz 1993). But for our purposes, including controls for educational attainment in empirical models of stock holding, wealth accumulation, and high-cost methods of borrowing, does not diminish the statistical significance of financial literacy and in fact it often enhances it (Lusardi and Mitchell 2011b; Behrman, Mitchell, Soo, and Bravo 2012; van Rooij, Lusardi, and Alessie 2011, 2012; Lusardi and de Bassa Scheresberg 2013). Evidently, general knowledge (education) and more specialized knowledge (financial literacy) *both* contribute to more informed financial decision-making. In other words, investment in financial knowledge appears to be a specific form of human capital, rather than being simply associated with more years of schooling. Financial literacy is also linked to the demand for on-the-job training (Clark, Ogawa, and Matsukura 2010) and being able to cope with financial emergencies (Lusardi, Schneider, and Tufano 2011).

Costs of Financial Ignorance Pre-retirement

In the wake of the financial crisis, many have become interested in the costs of financial illiteracy as well as its distributional impacts. For instance, in the Netherlands, van Rooij, Lusardi, and Alessie (2011) estimate that being in the 75th versus the 25th percentile of the financial literacy index equals around €80,000 in terms of differential net worth (i.e., roughly 3.5 times the net disposable income of a median Dutch household). They also point out that an increase in financial literacy from the 25th to the 75th percentile for an otherwise average individual is associated with a 17-30 percentage point higher probability of stock market participation and retirement planning, respectively. In the U.S., simulations from a life-cycle model that incorporates financial literacy shows that financial literacy alone can explain more than half the observed wealth inequality (Lusardi, Michaud, and Mitchell 2013). This result is obtained by comparing wealth to income ratios across education groups in models with and

without financial literacy, which allows individuals to earn higher returns on their savings. For this reason, if the effects of financial literacy on financial behavior can be taken as causal, the costs of financial ignorance are substantial.

In the U.S., investors are estimated to have foregone substantial equity returns due to fees, expenses, and active investment trading costs, in an attempt to ‘beat the market.’ French (2008) calculates that this amounts to an annual total cost of around \$100 billion, which could be avoided by passive indexing. Since the least financially literate are unlikely to be sensitive to fees, they are most likely to bear such costs. Additionally, many of the financially illiterate have been shown to shun the stock market, which Cocco, Gomes, and Maenhout (2005) suggested imposed welfare losses amounting to four percent of wealth. The economic cost of under-diversification computed by Calvet, Campbell, and Sodini (2007) is also substantial: they concluded that a median investor in Sweden experienced an annual return loss of 2.9 percent on a risky portfolio, or 0.5 percent of household disposable income. But for one in 10 investors, these annual costs were much higher, 4.5 percent of disposable income.

Costs of financial ignorance arise not only in the saving and investment arena, but also influence how consumers manage their liabilities. Campbell (2006) reported that suboptimal refinancing among U.S. homeowners resulted in 0.5–1 percent per year higher mortgage interest rates, or in aggregate, \$50–100 billion annually. And as noted above, the least financially savvy are least likely to refinance their mortgages. Gerardi, Goette, and Meier (2013) showed that numerical ability may have contributed substantially to the massive defaults on subprime mortgages in the recent financial crisis. According to their estimates, those in the highest numerical ability grouping had about a 20 percentage point lower probability of defaulting on their subprime mortgages than those in the lowest financial numeracy group.

One can also link ‘debt literacy’ regarding credit card behaviors that generate fees and interest charges to paying bills late, going over the credit limit, using cash advances, and paying only the minimum amount due. Lusardi and Tufano (2009a) calculated the “cost of ignorance” or transaction costs incurred by less-informed Americans and the component of these costs related to lack of financial knowledge. Their calculation of expected costs had two components—the likelihood and the costs of various credit card behaviors. These likelihoods were derived directly from empirical estimates using the data on credit card behavior, debt literacy, and a host of demographic controls that include income. They showed that, while less knowledgeable individuals constitute only 29 percent of the cardholder population, they accounted for 42 percent of these charges. Accordingly, the least financially savvy bear a disproportionate share of the costs associated with fee-inducing behaviors. Indeed, the average fees paid by those with low knowledge were 50 percent higher than those paid by the average cardholder. And of these four types of charges incurred by less-knowledgeable cardholders, one-third were incremental charges linked to low financial literacy.

Another way that the financially illiterate spend dearly for financial services is via high-cost forms of borrowing, including payday loans.³⁴ While the amount borrowed is often low (\$300 on average), such loans are often made to individuals who have five or more such transactions per year (Center for Responsible Lending 2004). It turns out that these borrowers also frequently fail to take advantage of other, cheaper opportunities to borrow. Agarwal, Skiba, and Tobacman (2009) studied payday borrowers who also have access to credit cards, and they found that two-thirds of their sample had at least \$1,000 in credit card liquidity on the day they took out their first payday loan. This points to a pecuniary mistake: given average charges for

³⁴ Americans paid about \$8 billion in finance charges to borrow more than \$50 billion from payday lenders in 2007; the annual interest rates on such loans are often very high, over 400%. See Bertrand and Morse (2011) and the references therein.

payday loans and credit cards and considering a two-week payday loan of \$300, the use of credit cards would have saved these borrowers substantial amounts – around \$200 per year (and more if they took out repeated payday loans). While there may be good economic reasons why some people may want to keep below their credit card limits, including unexpected shocks, Bertrand and Morse (2011) determined that payday borrowers often labored under cognitive biases, similar to those with low financial literacy (Lusardi and de Bassa Scheresberg 2013).

Costs of Financial Ignorance in Retirement

Financial knowledge impacts key outcomes including borrowing, saving, and investing decisions not only during the worklife, but afterwards, in retirement, as well. In view of the fact that people over the age of 65 hold more than \$18 trillion in wealth,³⁵ this is an important issue.

Above we noted that financial literacy is associated with greater retirement planning and greater retirement wealth accumulation.³⁶ Hence it stands to reason that the more financially savvy will likely be better financially endowed when they do retire. A related point is that the more financially knowledgeable are also better informed about pension system rules, pay lower investment fees in their retirement accounts, and diversify their pension assets better (Arenas de Mesa, Bravo, Behrman, Mitchell, and Todd 2008; Chan and Stevens 2008; Hastings, Mitchell, and Chyn 2011).³⁷ To date, however, relatively little has been learned about whether more financially knowledgeable older adults are also more successful at managing their resources in

³⁵See for instance Laibson (2011).

³⁶ See for instance Ameriks, Caplin, and Leahy (2003); van Rooij, Lusardi, and Alessie (2012); and Lusardi and Mitchell (2007a, b; 2009). It is worth noting that education also plays a role, as pointed out by Poterba, Venti, and Wise (2013) who find a substantial association between education and the post-retirement evolution of assets. For example, for two-person households, assets growth between 1998 and 2008 was greater for college graduates than for those with less than a high school degree, producing over \$600,000 in assets for the richest quintile, to \$82,000 for the lowest asset quintile. As in the theoretical model described previously, households with different levels of education will invest in different assets, allowing them to earn different rates of return. It remains to be seen whether this is because of differential financial literacy investments, or simply due to general knowledge gleaned through education.

³⁷ Gustman, Steinmeier, and Tabatabai (2010) note that financial knowledge is not the same thing as cognitive functioning, since the latter is not associated with greater knowledge of retirement plan rules.

retirement, though the presence of scams among the elderly suggests that this topic is highly policy-relevant.

This is a particularly difficult set of decisions requiring retirees to look ahead to an uncertain future when making irrevocable choices with far-reaching consequences. For instance, people must forecast their (and their partner's) survival probabilities, investment returns, pension income, and medical and other expenditures. Moreover, many of these financial decisions are once-in-a-lifetime events, including when to retire and claim one's pension and Social Security benefits. Accordingly, it would not be surprising if financial literacy enhanced peoples' ability to make these important and consequential decisions.

This question is especially relevant when it comes to the decision of whether retirees purchase lifetime income streams with their assets, since by so doing, they insure themselves from running out of income in old age.³⁸ Nevertheless, despite the fact that this form of longevity protection is very valuable in theory, relatively few payout annuities are purchased in practice in virtually every country (Mitchell, Piggott, and Takayama 2011). New research points to the importance of framing and default effects in this decision process (Agnew and Szkyman 2011; Brown, Kapteyn, and Mitchell 2013). This conclusion was corroborated by Brown, Kapteyn, Luttmer, and Mitchell (2011), who demonstrated experimentally that people valued annuities less when they were offered the opportunity to buy additional income streams, and they valued annuities more if offered a chance to exchange their annuity flows for a lump sum.³⁹ Importantly for the present purpose, the financially savvy provided more consistent responses across

³⁸Several authors have also linked financial literacy and knowledge about retirement saving. For instance, Agnew, Szykman, Utkus, and Young (2007) show that employees who were the least financially knowledgeable were 34 percent less likely to participate voluntarily, and 11 percent less likely to be automatically enrolled, in their in their company's 401(k) plan.

³⁹ These findings are not attributable to differences in individuals' subjective life expectancies, discount rates, risk aversion, borrowing constraints, political risk, or other conventional explanations (Brown, Kapteyn, Luttmer, and Mitchell 2011).

alternative ways of eliciting preferences. By contrast, the least financially literate gave inconsistent results and respond to irrelevant cues when presented with the same set of choices. In other words, financial literacy appears to be highly influential in helping older households equip themselves with longevity risk protection in retirement.

Much more must be learned about how peoples' financial decision-making abilities change with age, and how these are related to financial literacy. For instance, Agarwal, Driscoll, Gabaix, and Laibson (2009) reported that the elderly pay much more than the middle-aged for 10 financial products;⁴⁰ the 75-year-olds in their sample paid about \$265 more per year for home equity lines of credit than did the 50-year-olds. How the patterns might vary by financial literacy is not yet known, but it might be that those with greater baseline financial knowledge are better able to deal with financial decisions as they move into the second half of their lifetimes.⁴¹

Coping with Endogeneity and Measurement Error

Despite an important assembly of facts on financial literacy, relatively few empirical analysts have accounted for the potential endogeneity of financial literacy and the problem of measurement error in financial literacy alluded to above. In the last five years or so, however, several authors have implemented instrumental variables (IV) estimation to assess the impact of financial literacy on financial behavior, and the results tend to be quite convincing. To illustrate the ingenuity of the instruments used, Table 4 lists several studies along with the instruments used in their empirical analysis. Some of the descriptive evidence on financial literacy discussed earlier may explain why these instruments may be anticipated to predict financial literacy.

Table 4 here

⁴⁰ These include credit card balance transfers; home equity loans and lines of credit; auto loans; credit card interest rates; mortgages; small business credit cards; credit card late-payment fees; credit card over-limit fees; and credit card cash-advance fees.

⁴¹ This could be particularly important inasmuch as Korniotis and Kumar (2011) find that cognitive decline is fastest with age for the less educated, lower earners, and minority racial/ethnic groups.

It is useful to offer a handful of comments on some of the papers with particularly strong instruments. Christiansen, Joensen, and Rangvid (2008) used the opening of a new university in a local area—arguably one of the most exogenous variables one can find— as instrument for knowledge, and they concluded that economics education is an important determinant of investment in stocks. Following this lead, Klapper, Lusardi and Panos (2012) used the number of public and private universities in the Russian regions and the total number of newspapers in circulation as instruments for financial literacy. They found that financial literacy affected a variety of economic indicators including having bank accounts, using bank credit, using informal credit, having spending capacity, and the availability of unspent income. Lusardi and Mitchell (2009) instrumented financial literacy using the fact that different U.S. states mandated financial education in high school in different states and at different points in time and they interacted these mandates with state expenditures on education. Behrman, Mitchell, Soo, and Bravo (2012) employed several instruments including exposure to a new educational voucher system in Chile to isolate the causal effects of financial literacy and schooling attainment on wealth. Their IV results showed that both financial literacy and schooling attainment were positively and significantly associated with wealth levels.

Van Rooij, Lusardi, and Alessie (2011) instrumented financial literacy with the financial experiences of siblings and parents, since these were arguably not under respondents' control, to rigorously evaluate the relationship between financial literacy and stock market participation. The authors reported that instrumenting greatly enhanced the measured positive impact of financial literacy on stock market participation. These instruments were also recently used by Agnew, Bateman and Thorp (2013) to assess the effect of financial literacy on retirement planning in Australia. Bucher-Koenen and Lusardi (2011) used political attitudes at the regional

level in Germany as an instrument, arguing that free-market oriented supporters are more likely to be financially literate, and the assumption is that individuals can learn from others around them. The study by Arrondel, Debbich, and Savignac (2013) also shows some differences in financial literacy across political affiliation.

Interestingly, in all these cases, the IV financial literacy estimates always proves to be larger than the ordinary least squares estimates (Table 4). This might be that people affected by the instruments have large responses or there is severe measurement error, but on the other hand, it seems clear that the non-instrumented estimates of financial literacy may underestimate the true effect.

Despite these advances, one might worry that other omitted variables could still influence financial decisions in ways that could bias results. For example, unobservables such as discount rates (Meier and Sprenger 2008), IQ (Grinblatt, Keloharju, and Linnainmaa 2011), or cognitive abilities could influence saving decisions and portfolio choice (Delavande, Rohwedder, and Willis 2008; Korniotis and Kumar 2011). If these cannot be controlled for, estimated financial literacy impacts could be biased. However, Alessie, van Rooij, and Lusardi's (2011) work using panel data and fixed-effects regression as well as IV estimation confirmed the positive effect of financial literacy on retirement planning, and several studies, as mentioned earlier (c.f., Gerardi, Goette and Meier 2013), account explicitly for cognitive ability. Nevertheless, they show that numeracy has an effect above and beyond cognitive ability.

A different way to parse out the effects of financial literacy on economic outcomes is to use a field experiment in which one group of individuals (the treatment group) is exposed to a financial education program and their behavior is then compared to that of a second group not thus exposed (the control group). Yet even in countries with less developed financial markets

and pension systems, financial literacy impacts are similar to those found when examining the effect of financial literacy on retirement planning and pension participation (Lusardi and Mitchell 2011c). For example, Song (2011) showed that learning about interest compounding produces a sizeable increase in pension contributions in China. Randomized experimental studies in Mexico and Chile demonstrated that more financially literate individuals were more likely to choose pension accounts with lower administrative fees (Hastings and Tejada-Ashton 2008; Hastings and Mitchell 2011; Hastings, Mitchell, and Chyn 2011). More financially sophisticated individuals in Brazil were also less affected by their peers' choices in their financial decisions (Bursztyn, Ederer, Ferman, and Yuchtman 2013).

The financial crisis has also provided a laboratory to study the effects of financial literacy against a backdrop of economic shocks. For example, when stock markets dropped sharply around the world, investors were exposed to large losses in their portfolios. This combined with much higher unemployment has made it even more important to be savvy in managing limited resources. Bucher-Koenen and Ziegelmeyer (2011) examined the financial losses experienced by German households during the financial crisis and confirmed that the least financially literate were more likely to sell assets that had lost value, thus locking in losses.⁴² In Russia, Klapper, Lusardi, and Panos (2012) found that the most financially literate were significantly less likely to report having experienced diminished spending capacity and had more available saving. Additionally, estimates from different time periods implied that financial literacy better equips individuals to deal with macroeconomic shocks.

Given this evidence on the negative outcomes and costs of financial illiteracy, we turn next to financial education programs to remedy these shortfalls.

⁴² Part of this behavior could also be due to liquidity constraints.

6. Assessing the Effects of Financial Literacy Programs

Another way to assess the effects of financial literacy is to look at the evidence on financial education programs whose aims and objectives are to improve financial knowledge. Financial education programs in the U.S. and elsewhere have been implemented over the years in several different settings: in schools, workplaces, and libraries, and sometimes population subgroups have been targeted. As one example, several U.S. states mandated financial education in high school at different points in time, generating ‘natural experiments’ utilized by Bernheim, Garrett, and Maki (2001), one of the earliest studies in this literature. Similarly, financial education in high schools has recently been examined in Brazil and Italy (Bruhn, Legovini, and Zia 2012; Romagnoli and Trifilidis 2012). In some instances, large U.S. firms have launched financial education programs (c.f. Bernheim and Garrett (2003), Clark and D’Ambrosio (2008), and Clark, Morrill, and Allen (2012a,b)). Often the employer’s intention is to boost defined benefit pension plan saving and participation (Duflo and Saez 2003, 2004; Lusardi, Keller, and Keller 2008; Goda, Manchester, and Sojourner 2012). Programs have also been adopted for especially vulnerable groups such as those in financial distress (Collins and O’Rourke 2010).

Despite the popularity of the programs, only a few authors have undertaken careful evaluations of the impact of financial education programs. Rather than detailing or reviewing the existing literature,⁴³ here we instead draw attention to the key issues which future researchers must take into account when evaluating the effectiveness of financial education programs.⁴⁴ We also highlight key recent research not reviewed in prior surveys.

⁴³ See for instance Collins and O’Rourke (2010); Gale, Harris and Levine (2012); Hastings, Madrian, and Skimmyhorn (2012); Hathaway and Khatiwada (2008); Lusardi and Mitchell (2007b); Lyons, Palmer, Jayaratne, and Scherpf (2006); and Martin (2007). Hira (2010) provides a broad overview of research on financial education over a long time span.

⁴⁴ Two good discussions by Fox, Bartholomae, and Lee (2005) and Lyons and Neelakantan (2008) highlight the limitations of existing financial education program evaluations.

A concern emphasized above in Section 2 is that evaluation studies have sometimes been conducted without a clear understanding of how financial knowledge is developed. That is, if we define financial literacy as a form of human capital investment, it stands to reason that some will find it optimal to invest in financial literacy while others will not. Accordingly, if a program were to be judged based on specific behavioral changes such as increasing retirement saving or participation in retirement accounts, it should be recognized that the program is unlikely, both theoretically and practically, to change everyone's behavior in the same way.⁴⁵ For example, a desired outcome from a financial education program might be to boost saving. Yet for some, it may not be optimal to save; for others, it might be rational to reduce debt. Hence, unless an evaluator focused on the household portfolio problem including broader saving measures, a program might (incorrectly) be judged a failure.

A related concern is that, since such a large portion of the population is not financially knowledgeable about even the basic concepts of interest compounding, inflation, and risk diversification, it is unlikely that short exposure to financial literacy training would make much of a dent in consumers' decision-making prowess. For this reason, offering a few retirement seminars or sending employees to a benefit fair can be fairly ineffective (Duflo and Saez 2003, 2004). Additionally, few studies have undertaken a careful cost-benefit analysis, which should be a high priority for future research.

The evidence reported previously also shows there is substantial heterogeneity in both financial literacy and financial behavior, so that programs targeting specific groups are likely to be more effective than one-size-fits-all financial education programs. For example, Lusardi, Michaud and Mitchell (2013) show theoretically that there is substantial heterogeneity in

⁴⁵ Moreover, practitioner discussions often refer to 'financial capability,' a term often identified with behavior change rather than knowledge.

individual behavior, implying that not everyone will gain from financial education. Accordingly, saving will optimally be zero (or negative) for some, and financial education programs in this case would not be expected to change that behavior. In other words, one should not expect a 100 percent participation rate in financial education programs. In this respect, the model delivers an important prediction: in order to change behavior, financial education programs must be targeted to specific groups of the population since people have different preferences and economic circumstances.

As in other fields of economic research, program evaluations must also be rigorous if they are to persuasively establish causality and effectiveness. As noted by Collins and O'Rourke (2010), the 'golden rule' of evaluation is the experimental approach in which a 'treatment' group exposed to financial literacy education is compared with a 'control' group that is not (or that is exposed to a different treatment). Thus far, as noted above, few financial educational programs have been designed or evaluated with these standards in mind, making it difficult to draw inferences. A related point is that confounding factors may bias estimated impacts unless the evaluation is carefully structured. As an example, we point to the debate over the efficacy of teaching financial literacy in high school, a discussion that will surely be fed by the new financial literacy module in the 2012 PISA mentioned above. Some have argued against financial education in school (e.g., Willis 2008), drawing on the findings from the Jump\$tart Coalition for Personal Financial Literacy (Mandell 2004, 2008). The Jump\$tart studies concluded that students scored no better in financial literacy tests even if they attended school in states having financial education; in fact, in some cases, Mandell (1997, 2008) found that they scored even worse than students in states lacking these programs. Yet subsequent analyses (Walstad, Rebeck, and MacDonald 2010) pointed out that this research was incomplete as it did not account for course

content, test measurement, teacher preparation, and amount of instruction. These points were underscored by Tennyson and Nguyen (2001) who revisited the JumpStart data by looking more closely at state education requirements for personal finance education. They concluded that when students were mandated to take a financial education course, they perform much better than students in states with no personal finance mandates. Accordingly, there is reason to believe that mandating personal finance education may, in fact, be effective in increasing student knowledge—but only when it requires significant exposure to personal finance concepts.

It is likewise risky to draw inferences without knowing about the quality of teaching in these courses. For instance, Way and Holden (2009) examined over 1,200 K–12 teachers, prospective teachers, and teacher education faculty representing four U.S. census regions, along with teachers' responses to questions about their personal and educational backgrounds in financial education. Almost all of the teachers recognized the importance of and need for financial education, yet fewer than one-fifth stated they were prepared to teach any of the six personal finance concepts normally included in the educational rubrics. Furthermore, prospective teachers felt least competent in the more technical topics including risk management and insurance, as well as saving and investing. Interestingly, these are also the concepts that the larger adult population struggles with, as noted above. That study concluded that state education mandates appeared to have no effect on whether teachers took courses in personal finance, taught the courses, or felt competent to teach such a course, consistent with the fact that the states mandating high school financial education did not necessarily provide or promote teacher training in the field.

It would also be valuable to further investigate whether the knowledge scores actually measured what was taught in school and whether students self-selected into the financial

education classes. Walstad, Rebeck, and MacDonald (2010) used a quasi-experimental set up to assess a well-designed video course covering several fundamental concepts for both students and teachers. The test they employed was aligned with what was taught in school, and it measured students' initial levels of understanding of personal finance so as to capture improvements in financial knowledge. Results indicated a significant increase in personal finance knowledge among the 'treated' students, suggesting that carefully crafted experiments can and do detect important improvements in knowledge. This is an area that would benefit from additional careful evaluative research (Collins and O'Rourke 2010).

Compared to the research on schooling, evaluating workplace financial education seems even more challenging. There is evidence that employees who attended a retirement seminar were much more likely to save and contribute to their pension accounts (Bernheim and Garrett 2003). Yet those who attended such seminars could be a self-selected group, since attendance was voluntary; that is, they might already have had a proclivity to save.

Another concern is that researchers have often little or no information on the content and quality of the workplace seminars. A few authors have measured the information content of the seminars (Clark and D'Ambrosio 2008; Lusardi, Keller, and Keller 2008) and conducted pre- and post- evaluations to detect behavioral changes or intentions to change future behavior. Their findings, including in-depth interviews and qualitative analysis, are invaluable for shedding light on how to make programs more effective. One notable recent experiment involved exposing a representative sample of the U.S. population to short videos explaining several fundamental concepts including the power of interest compounding, inflation, risk diversification, all topics that most people fail to comprehend (Heinberg, Hung, Kapteyn, Lusardi, and Yoong 2010). Compared to a control group who did not receive such education, those exposed to the

informational videos were more knowledgeable and better able to answer hypothetical questions about saving decisions.⁴⁶ While more such research is needed, when researchers target concepts using carefully-designed experiments, they are more likely to detect changes in knowledge and behavior critical for making financial decisions.

A related challenge is that it may be difficult to evaluate empirically how actual workers' behavior changes after an experimental treatment of the type just discussed. Goda, Manchester, and Sojourner (2012) asked whether employee decisions to participate in and contribute to their company retirement plan were affected by information about the correlation between retirement savings and post-retirement income. Since the computation involves complex relationships between contributions, investment returns, retirement ages, and longevity, this is an inherently difficult decision. In that study, employees were randomly assigned to control and treatment groups; the treatment group received an information intervention while nothing was sent to the control group. The intervention contained projections of the additional account balance and retirement income that would result from additional hypothetical contribution amounts, customized to each employee's current age. Results showed that the treatment group members were more likely than the control group to boost their pension contributions and contribution rates; the increase was an additional 0.17 percent of salary. Moreover, the treatment group felt better informed about retirement planning and was more likely to have figured out how much to save. This experiment is notable in that it rigorously illustrates the effectiveness of

⁴⁶The difference in the knowledge of risk diversification, tax benefits of retirement accounts, and the benefits of employers' matches between the two groups (measured by the proportion of correct answers) was on the order of 10 percentage points. While these videos were targeted to young adults, older respondents who viewed them also increased knowledge and capacity to correctly answer questions concerning saving decisions (Heinberg, Hung, Kapteyn, Lusardi, and Yoong, 2010).

interventions—even low-cost informational ones—in increasing pension participation and contributions.⁴⁷

Very promising work assessing the effects of financial literacy has also begun to emerge from developing countries. Frequently analysts have focused on people with very low financial literacy and in vulnerable subgroups which may have the most to gain. Many of these studies have also used the experimental method described above, now standard in development economics research. These studies contribute to an understanding of the mechanisms driving financial literacy as well as economic advances for financial education program participants. One example, by Carpena, Cole, Shapiro, and Zia (2011), sought to disentangle how financial literacy programs influence financial behavior. The authors used a randomized experiment on low income urban households in India who underwent a five-week comprehensive video-based financial education program with modules on savings, credit, insurance and budgeting. They concluded that financial education in this context did not increase respondent numeracy, perhaps not surprisingly given that only four percent of respondents had a secondary education. Nevertheless, financial education did positively influence participant awareness of and attitudes toward financial products and financial planning tools.

In a related study, Cole, Giné, Tobacman, Topalova, Townsend, and Vickery (2013) found that demand for rainfall insurance was higher in villages where individuals were more financially literate. Cai, de Janvry, and Sadoulet (2013) showed that lack of financial education was a major constraint on the demand for weather insurance in rural China and that financial training could significantly improve take-up rates. Moreover, Song (2011) showed that when Chinese farmers were taught about interest compounding, it produced a sizeable increase in

⁴⁷ A discussion of successful strategies to improve financial literacy and financial education programs is provided in Crossan (2011)

pension contributions.⁴⁸ This is encouraging given the evidence, even in developing countries, of lack of knowledge about interest compounding and the preliminary results on teaching this concept using videos.

In sum, while much effort has been devoted to examining the effectiveness of financial education programs in a variety of settings, relatively few studies have been informed by either a suitable theoretical model or a carefully-designed empirical approach. And since the theory predicts that not everyone will invest in financial knowledge, it is unreasonable to expect all ‘treated’ by a program will dramatically change their behavior. Moreover, a short program that is not tailored to specific groups’ needs is unlikely to make much difference. For these reasons, future analysts would do well to emulate the more recent rigorous field experiments that trace how both knowledge and behavior changes result from additional purpose-designed financial information and training.

7. Implications and Discussion

As we have shown, a relatively parsimonious set of questions measuring basic concepts such as interest compounding, inflation, and risk diversification has now become the starting point for evaluating levels of financial literacy around the world. Using these questions, researchers have demonstrated that low levels of financial knowledge are pervasive, suggesting that it will be quite challenging to provide the tools to help people function more effectively in complex financial and credit markets requiring sophisticated financial decision-making. While research in this field continues to spread, it seems clear that there are likely to be important benefits of greater financial knowledge, including savvier saving and investment decisions,

⁴⁸ For a broad perspective on how financial education programs can be made more effective in developing countries see Holzmann (2011).

better debt management, more retirement planning, higher participation in the stock market, and greater wealth accumulation. Though it is challenging to establish a causal link between financial literacy and economic behavior, both instrumental variables and experimental approaches suggest that financial literacy plays a role in influencing financial decision making, and the causality goes from knowledge to behavior.

Much work remains to be done. Very importantly, there has been no carefully-crafted cost-benefit analysis indicating which sorts of financial education programs are most appropriate, and least expensive, for which kinds of people. Some research from developing countries speaks to this point, comparing educational treatments with other approaches such as simplifying decisions (Cole, Sampson, and Zia 2011; Drexel, Fischer, and Schoar 2011), but this remains a high priority area. In any event, the estimated aggregate costs of financial illiteracy point to possibly high returns, especially in the areas of consumer debt and debt management.

A related issue has to do with which sorts of problems are best suited to remedying through financial education, versus removing choice options from consumers' menus altogether or simplifying the options that people face. In this vein, Thaler and Sunstein (2010) have emphasized the importance of devoting careful attention to the design of the environments in which people make choices, or the so-called 'choice architecture.' An important example arises in the context of employer-provided pensions, which in the past left it to individual employees to decide whether to save and how to invest their defined contribution contributions. When employers automatically enroll workers into these plans rather than let them opt in, this can dramatically increase pension participation (from less than 40 to close to 90 percent, as reported in one of the seminal work in this area, i.e., Madrian and Shea 2001). Several other studies also note that automatic enrollment leads to large and persistent increases in pension participation

(Choi, Laibson, and Madrian 2004; Choi, Laibson, Madrian and Metrick 2006; Thaler and Benartzi 2004), and better diversified portfolios (Mitchell and Utkus 2012).

Moreover, in the wake of the recent financial crisis, attention has been increasingly devoted to methods of protecting people from their own financial illiteracy and inability to make informed financial decisions. The fact that unsophisticated consumers may not appreciate and take advantage of the many opportunities offered by complex financial markets leaves them at the mercy of scams (Deevy, Lucich, and Beals 2012) and in turn, has given rise to protective legislation. For instance the Dodd-Frank Act of 2010, establishing the U.S. Consumer Financial Protection Bureau, had as a key goal the development of a government entity that could better protect consumers and specify uniform standards for financial products.⁴⁹ Campbell, Jackson, Madrian, and Tufano (2011) recently reviewed the theoretical and empirical consumer protection literature, making a case for consumer financial regulation. As they noted, in a system of individual responsibility where individuals must make important economic decisions instead of having governments and employers do so centrally, it will be important to reduce search costs, for example via standardized and centralized information. Similarly, for contracts or decisions that people engage in infrequently (such as buying a home or saving for retirement) and where there are few chances to learn from experience, it may be useful to structure the information provided and make it easily understood.

The debate about the role of regulation versus financial education is still ongoing. In our view, it would be useful to enhance cross-fertilization between behavioral economics and its focus on choice architecture, and the group proposing to educate people about financial basics; that is, it need not be an ‘either/or’ choice. Similar, regulation and financial education are not

⁴⁹ Among other things, the Bureau’s mandate is to promote financial education and monitor financial markets for new risks to consumers; see <http://www.consumerfinance.gov/the-bureau/>.

necessarily substitutes, as they can also complement each other.⁵⁰ As Thaler, Sunstein, and Balz (2010: np) note: ‘choice architects do not always have the best interests of the people they are influencing in mind.’ Moreover, expanding automatic enrollment to the decumulation phase by implementing automatic annuitization of pensions upon retirement (a topic of current policy debate) might be deleterious to those having to cut consumption during their work lives and render some ineligible for government benefit programs after retirement (such as Medicaid or Supplemental Security Income). Likewise, pension plan sponsors have tended to establish very low saving targets in their default auto-enrollment arrangements, fearing that employees might not participate in their plans if the default contribution rates were high. For instance, auto-enrollment contribution rates for new hires in the paper by Madrian and Shea (2001) mentioned earlier, were set at three percent of salary, whereas a six percent contribution rate would have entitled workers to receive a 50 percent employer match. In that setting, the low default saving rate did not prod workers to take full advantage of the employer match.⁵¹ Moreover, the three percent default set by the firm was taken by employees as a signal of a ‘suggested target’ saving level, since many of them reduced their contributions to three percent even if they had saved more previously. Additional examples of people treating the default as an employer-endorsed target include Beshears, Choi, Laibson, and Madrian (2012), who showed that workers tended to stick to the ‘wrong’ default for long periods of time. Interestingly, those likely to do so were disproportionately low income and less educated, those likely to be the least financially literate.

The human capital approach to financial literacy suggests that there will be substantial heterogeneity in both financial knowledge and economic behavior, so it is unlikely that any one

⁵⁰ For instance, the Director of the Consumer Financial Protection Bureau, Richard Cordray, has been a strong supporter of financial education in high school and in the workplace.

⁵¹ Note, however, that when left to their own devices, many employees simply fail to enroll in pensions and hence fail to exploit the employer match *at all*, if or when one is available.

default rate or environment will enhance wellbeing for everyone. Thus if workers are carrying credit card debt or high-interest mortgages, it may be more sensible to pay off these debts rather than raise their pension contributions. Similarly, borrowing from one's 401(k) plan may be more cost-effective for financially strapped households, versus taking out higher-cost debt elsewhere (Lu, Mitchell, and Utkus 2010). And of course, only about half of the U.S. workforce is employed at firms that offer pensions, so the remaining several million employees without pensions would not benefit from automatic enrollment.

If, as argued previously, saving decisions are very complex, one way to help people save may be to find ways to simplify those decisions. For example, it could be useful to find ways to move people to action. Such a strategy is analyzed by Choi, Laibson, and Madrian (2004), who studied the effects of Quick Enrollment, a program that gave workers the option of enrolling in the employer-provided saving plan by opting into a preset default contribution rate and asset allocation. Here, and unlike the default scenario, workers had a choice of whether or not to enroll, but the decision was much simplified as they did not need to set their contribution rates or how to allocate their assets.

Another approach designed to simplify the decision to save and, in addition, motivate employees to make an active choice involves a planning aid distributed to new hires during employee orientation (Lusardi, Keller, and Keller 2008). This planning aid broke down the process of enrolling in supplementary pensions into several small steps, describing to participants what they needed to do to be able to enroll online. It also provided several pieces of information to help overcome barriers to saving, such as describing the low minimum amount of income employees can contribute (in addition to the maximum) and indicating the default fund that the employer has chosen for them (a life-cycle fund). While the program evaluation was not

performed in an experimental setting, the study provided several useful insights. The qualitative data collected reveals important heterogeneity across employees, even within the same firm. Results also showed that economic incentives such as employer matches or tax advantages need not exhaust the list of options to induce people to save. The authors also concluded that employees were more prone to decision-making at some times rather than others. For example, starting a new job is a good time to think about saving, often because people must make decisions about their pension contributions.

In the developing country context, more work is also needed to assess whether simplification can help uneducated individuals make better financial decisions. This can include using simple financial instruments such as checking accounts, to more complex contracts such as insurance and decisions related to entrepreneurial activities. Early research has been promising: Drexel, Fischer, and Schoar (2011) showed that a simplified rule-of-thumb training program enhanced business practices and outcomes among microentrepreneurs in the Dominican Republic. Kast, Meier, and Pomeranz (2012) also found that self-help peer groups and text messaging boosted employee saving patterns in Chile.

An alternative method of enhancing peoples' performance in an increasingly financially complex world might be to outsource the job, by relying on financial advice. Some have argued it is not feasible or even desirable to make everyone be a financial expert (Willis 2008, 2011). Of course financial education programs do not turn ordinary consumers into experts, just as courses on literature do not make students into professional writers. Also individuals must make many financial decisions not requiring professional advice from opening checking accounts to paying credit cards. Yet some decisions, such as saving for retirement and making investment choices, do require rather sophisticated knowledge, so turning to advisors could be desirable. In the U.S.,

at least, only a small fraction of households currently consults financial advisors, bankers, certified public accountants, or other such advice professionals, with most still relying on informal sources of advice (Mitchell and Smetters 2013). Even among those who indicate they might be willing to use professional investment advice, two-thirds state they would probably implement only those recommendations that were in line with their own ideas (Employee Benefit Research Institute 2007). In other words, financial advice might not have a large impact if individuals fail to seek out and act on the recommendations of their advisors.

Additionally, there are many different types of ‘advice professional’ credentials, each regulated by different private and/or public sector entities. Accordingly it may be difficult or even impossible for consumers to determine whether the quality of advice provided is accurate, suitable, and consistent with their own goals. For instance, advisor compensation structures sometimes are not well-aligned with household interests. And those least likely to be knowledgeable may also face obstacles in identifying good advice sources: for example, Collins (2011) and Finke (2013) argued that financial literacy and financial advice are complements rather than substitutes.⁵²

Relatively little is known about the effects of financial advice and whether it can improve financial decision-making. Some preliminary evidence suggests that financial counseling can be effective in reducing debt levels and delinquency rates (Agarwal, Amromin, Ben-David, Chomsisengphet, and Evanoff 2011; Collins and O’Rourke 2010; Elliehausen, Lundquist, and Staten 2007; and Hirad and Zorn 2002). In practice, however, most people continue to rely on the help of family and friends for their financial decisions.

8. Conclusions and Remaining Questions

⁵² A detailed analysis of the issues surrounding financial advice appears in Mitchell and Smetters (2013).

In the wake of the global financial crisis, policymakers around the world have expressed deep concern about widespread lack of financial knowledge. Efforts are also underway to fill these gaps with specific programs to ‘identify individuals who are most in need of financial education and the best ways to improve that education’ (OECD 2005). The U.S. President’s Advisory Council on Financial Literacy (PACFL 2008, np) noted that ‘far too many Americans do not have the basic financial skills necessary to develop and maintain a budget, to understand credit, to understand investment vehicles, or to take advantage of our banking system. It is essential to provide basic financial education that allows people to better navigate an economic crisis such as this one.’ U.S. Federal Reserve Board Chairman Bernanke (2011: 2) has similarly opined: ‘In our dynamic and complex financial marketplace, financial education must be a life-long pursuit that enables consumers of all ages and economic positions to stay attuned to changes in their financial needs and circumstances and to take advantage of products and services that best meet their goals. Well-informed consumers, who can serve as their own advocates, are one of the best lines of defense against the proliferation of financial products and services that are unsuitable, unnecessarily costly, or abusive.’

Despite policy agreement on the need to fill these gaps, analysts and policymakers have much to learn about the most cost-effective ways to build financial knowledge in the population at large. The literature to date has showed that many people are financially illiterate, around the world, as we have sketched here. Econometric models and experiments have done much to confirm the causal impact of financial literacy on economic decision-making, and to separately identify this effect from other factors, including education and cognitive ability. Research on efforts to enhance financial literacy suggest that some interventions work well, but additional experimental work is critical to control for endogeneity and confirm causality.

Several key tasks remain. First, theoretical models of saving and financial decision-making must be further enriched to incorporate the fact that financial knowledge is a form of human capital. Second, efforts to better measure financial education are likely to pay off, including gathering information on teachers, training programs, and material covered. Third, outcomes beyond what have been studied to date are likely to be of interest, including borrowing for student loans, investment in health, reverse mortgage patterns, and when to claim Social Security benefits, decisions that all have far-reaching economic consequences. Additional experimental research would be useful, to learn more about the directions of causality between financial knowledge and economic wellbeing, though the early results offered here are promising. While the costs of raising financial literacy are likely to be substantial, so too are the costs of being liquidity-constrained, over-indebted, and poor.

References

- Agarwal, Sumit, Gene Amromin, Itzhak Ben-David, Souphala Chomsisengphet, and Douglas Evanoff. 2011. Financial Counseling, Financial Literacy, and Household Decisionmaking. In *Financial Literacy: Implications for Retirement Security and the Financial Marketplace*. Eds. O.S. Mitchell and A. Lusardi. Oxford: Oxford University Press: 181-205.
- Agarwal, Sumit, John Driscoll, Xavier Gabaix, and David Laibson. 2009. The Age of Reason: Financial Decisions over the Lifecycle with Implications for Regulation. *Brookings Papers on Economic Activity*. Fall: 51–101.
- Agarwal, Sumit, Paige Skiba, and Jeremy Tobacman. 2009. Payday Loans and Credit Cards: New Liquidity and Credit Scoring Puzzles? Wharton School Working Paper, University of Pennsylvania.
- Agnew, Julie, Hazel Bateman and Susan Thorp. 2013. Financial Literacy and Retirement Planning in Australia. University of New South Wales Working Paper, forthcoming *Numeracy*.
- Agnew, Julie, and Lisa Szykman. 2011. Annuities, Financial Literacy and Information Overload. In *Financial Literacy: Implications for Retirement Security and the Financial Marketplace*. Eds O. S. Mitchell and A. Lusardi. Oxford: Oxford University Press: 158-178.
- Agnew, Julie, Lisa Szykman, Stephen Utkus, and Jean Young. 2007. Literacy, Trust and 401(k) Savings Behavior. Center for Retirement Research Working Paper 2007-10. Boston College.
- Alessie, Rob, Maarten van Rooij, and Annamaria Lusardi. 2011. Financial Literacy and Retirement Preparation in the Netherlands. *Journal of Pension Economics and Finance* 10(4): 527-545.
- Allgood, Sam and William Walstad. 2013. Financial Literacy and Credit Card Behaviors: A Cross-Section Analysis by Age. Forthcoming *Numeracy*.
- Almenberg, Johann and Anna Dreber. 2011. Gender, Financial Literacy, and Stock Market Participation. Stockholm School of Economics Working Paper.
- Ameriks, John, Andrew Caplin, and John Leahy. 2003. Wealth Accumulation and the Propensity to Plan. *Quarterly Journal of Economics* 118: 1007–1047.
- Arenas de Mesa, Alberto, David Bravo, Jere R. Behrman, Olivia S. Mitchell, and Petra E. Todd. 2008. The Chilean Pension Reform Turns 25: Lessons from the Social Protection Survey. In *Lessons from Pension Reform in the Americas*. Eds. S. Kay and T. Sinha. Oxford: Oxford University Press: 23-58.
- Arrondel, Luc, Majdi Debbich, and Frédérique Savignac. 2012. Stockholding and Financial Literacy in the French Population. *International Journal of Social Sciences and Humanity Studies*. 4(2): 1309-8063.
- Arrondel, Luc, Majdi Debbich, and Frédérique Savignac. 2013. Financial Literacy and Planning in France. Forthcoming *Numeracy*.
- Ashraf, Nava, Diego Aycinena, Claudia Martinez A., and Dean Yang. 2011. Remittances and the Problem of Control: A Field Experiment Among Migrants from El Salvador. University of Michigan Working Paper.

- Atkinson, Adele and Flore-Anne Messy. 2011. Assessing Financial Literacy in 12 Countries: An OECD/INFE International Pilot Exercise. *Journal of Pension Economics and Finance* 10 (4): 657-665.
- Atkinson, Adele and Flore-Anne Messy. 2012. Measuring Financial Literacy: Results of the OECD/International Network on Financial Education (INFE) Pilot Study. OECD
- Attanasio, Orazio and Guglielmo Weber. 2010. Consumption and Saving: Models of Intertemporal Allocation and Their Implications for Public Policy. *Journal of Economic Literature* 48: 693-751.
- Banks, James, and Zoe Oldfield. 2007. Understanding Pensions: Cognitive Functions, Numerical Ability and Retirement Saving. *Fiscal Studies* 28 (2).
- Becker, Gary S. 1975. *Human Capital: A Theoretical and Empirical Analysis*. 2nd Ed. New York: Columbia University Press.
- Beckmann, Elisabeth. 2013. Financial Literacy and Household Savings in Romania. Forthcoming *Numeracy*, July 2013.
- Behrman, Jere, Olivia S. Mitchell, Cindy Soo, and David Bravo. 2012. Financial Literacy, Schooling, and Wealth Accumulation. *American Economic Review*. 102(3): 300–304.
- Benítez-Silva, Hugo, Berna Demiralp and Zhen Liu. 2009. Social Security Literacy and Retirement Well-Being. MRRC Working Paper 2009-210.
- Ben-Porath, Yoram. 1967. The Production of Human Capital and the Life Cycle of Earnings. *Journal of Political Economy*. 75(4): 352-365.
- Bernanke, Ben S. 2011. Statement of the Chairman of the Board of Governors of the Federal Reserve System at a Hearing conducted by the Subcommittee on Oversight of Government Management, the Federal Workforce, and the District of Columbia of the Committee on Homeland Security and Governmental Affairs, U.S. Senate, Washington, D.C. (April 12).
- Bernheim, Douglas. 1995. Do Households Appreciate their Financial Vulnerabilities? An Analysis of Actions, Perceptions, and Public Policy. In *Tax Policy and Economic Growth*. Washington, DC: American Council for Capital Formation: 1–30.
- Bernheim, Douglas. 1998. Financial Illiteracy, Education, and Retirement Saving. In *Living with Defined Contribution Pensions*. Eds, O.S. Mitchell and S. Schieber. Philadelphia: University of Pennsylvania Press: 38–68.
- Bernheim, Douglas, Daniel Garrett, and Dean Maki. 2001. Education and Saving: The Long-term Effects of High School Financial Curriculum Mandates. *Journal of Public Economics* 80: 435–565.
- Bernheim, Douglas, and Daniel Garrett. 2003. The Effects of Financial Education in the Workplace: Evidence from a Survey of Households. *Journal of Public Economics* 87: 1487–1519.
- Bernheim, Douglas, and John Karl Scholz. 1993. Private Saving and Public Policy, in *Tax Policy and the Economy*. James Poterba (ed.), MIT Press 7: 73-110.
- Bertrand, Marianne and Adair Morse. 2011. Information Disclosure, Cognitive Biases, and Payday Borrowing. *Journal of Finance* 66(6): 1865–1893.
- Beshears, John, James Choi, David Laibson, and Brigitte Madrian. 2012. Default Stickiness among Low-Income Individuals. RAND Working Paper.
- Blanton, Kimberly. 2012. *The Rise of Financial Fraud*. Center for Retirement Research brief. Boston, Mass: Boston College.

- Brown, Jeffrey R., Arie Kapteyn, & Olivia S. Mitchell. (2013). "Framing and Claiming: How Information-Framing Affects Expected Social Security Claiming Behavior." Forthcoming *Journal of Risk and Insurance*.
- Brown, Jeffrey, Arie Kapteyn, Erzo Luttmer, and Olivia S. Mitchell. 2011. Do Consumers Know How to Value Annuities? Complexity as a Barrier to Annuitization. RAND Working Paper WR-924-SSA, September.
- Brown, Martin and Roman Graf. 2013. Financial Literacy and Retirement Planning in Switzerland. Swiss Institute of Banking and Finance Working Paper, University of S. Gallen. Forthcoming *Numeracy*, July 2013.
- Browning, Martin, and Annamaria Lusardi. 1996. Household Saving: Micro Theories and Micro Facts. *Journal of Economic Literature* 34: 1797–1855.
- Bruhn, Miriam, Arianna Legovini, and Bilal Zia. 2012. Financial Literacy for High School Students and Their Parents: Evidence from Brazil. World Bank Working Paper.
- Bucher-Koenen, Tabea and Annamaria Lusardi. 2011. Financial Literacy and Retirement Planning in Germany. *Journal of Pension Economics and Finance* 10(4): 565-584.
- Bucher-Koenen, Tabea and Michael Ziegelmeyer. 2011. Who Lost the Most? Financial Literacy, Cognitive Abilities and the Financial Crisis. MEA Working Paper N. 234.
- Bucher-Koenen, Tabea, Annamaria Lusardi, Rob Alessie, and Martin van Rooij. 2012. How Financially Literate are Women? Some New Perspectives on the Gender Gap. Netspar Working Paper N. 31.
- Bumcrot, Chris, Judy Lin, and Annamaria Lusardi. 2013. The Geography of Financial Literacy. Rand Working Paper N. WR-893-SS. Forthcoming *Numeracy*.
- Bursztyn, Leonardo, Florian Ederer, Bruno Ferman, Noam Yuchtman. 2013. Understanding Peer Influence in Financial Decisions: Evidence from a Field Experiment. Working Paper, The George Washington School of Business.
- Cagetti, Marco. 2003. Wealth Accumulation over the Life Cycle and Precautionary Savings. *Journal of Business and Economic Statistics* 21(3): 339-353.
- Cai, Jing, Alain de Janvry and Elisabeth Sadoulet. 2013. Social Networks and the Decision to Insure. Working Paper, University of Michigan.
- Calvet, Laurent, John Campbell, and Paolo Sodini. 2007. Down or Out: Assessing the Welfare Costs of Household Investment Mistakes. *Journal of Political Economy* 115: 707–747.
- Calvet, Laurent, John Campbell, and Paolo Sodini. 2009. Measuring the Financial Sophistication of Households. *American Economic Review* 99: 393–398.
- Campbell, John. 2006. Household Finance. *Journal of Finance* 61: 1553–1604.
- Campbell, John, Howell Jackson, Brigitte Madrian, and Peter Tufano. 2011. Consumer Financial Protection. *Journal of Economic Perspectives* 25(1): 91-114.
- Carpena, Fenella, Shawn Cole, Jeremy Shapiro, Bilal Zia. 2011. Unpacking the Causal Chain of Financial Literacy. World Bank Policy Research Working Paper 5798.
- Center for Responsible Lending. 2004. Quantifying the Economic Cost of Predatory Pay-day Lending. Center Report. Durham: NC.
- Chai, Jingjing, Wolfram Horneff, Raimond Maurer, and Olivia S. Mitchell. 2012. Optimal Portfolio Choice over the Life Cycle with Flexible Work, Endogenous Retirement, and Lifetime Payouts. *Review of Finance* 15(4): 875-907.
- Chan, Sewin, and Anne Stevens. 2008. What You Don't Know Cannot Help You: Pension Knowledge and Retirement Decision-making. *Review of Economics and Statistics* 90: 253–266.

- Chen, Haiyang and Ronald P. Volpe. 1998. An Analysis of Personal Financial Literacy among College Students. *Financial Services Review* 7: 107-128.
- Chen, Haiyang, and Ronald P. Volpe. 2002. Gender Differences in Personal Financial Literacy among College Students. *Financial Services Review* 11(3): 289.
- Chiteji, Ngina, and Frank Stafford. 1999. Portfolio Choices of Parents and their Children as Young Adults: Asset Accumulation by African American Families. *American Economic Review* 89: 377–380.
- Christelis, Dimitris, Tullio Jappelli, and Mario Padula. 2010. Cognitive Abilities and Portfolio Choice. *European Economic Review* 54: 18–39.
- Christiansen, Charlotte, Juanna Joensen, and Jesper Rangvid. 2008. Are Economists More Likely to Hold Stocks? *Review of Finance* 12: 465–496.
- Choi, James, David Laibson, and Brigitte C. Madrian. 2004. Plan Design and 401(k) Savings Outcomes. *National Tax Journal* 57: 275-298.
- Choi, James, David Laibson, Brigitte C. Madrian, and Andrew Metrick. 2006. Saving for Retirement on the Path of Least Resistance. In: *Behavioral Public Finance: Toward a New Agenda*. Eds. Edward J. McCaffrey and Joel Slemrod. New York: Russell Sage Foundation: 304-351.
- Clark, Robert, and Madeleine D'Ambrosio. 2008. Adjusting Retirement Goals and Saving Behavior: The Role of Financial Education. In *Overcoming the Saving Slump: How to Increase the Effectiveness of Financial Education and Saving Programs*. Ed. A. Lusardi. Chicago: University of Chicago Press: 237-256.
- Clark, Robert, Melinda Morrill, and Steven Allen. 2012a. Effectiveness of Employer-Provided Financial Information: Hiring to Retiring. *American Economic Review*. May: 314-318.
- Clark, Robert, Melinda Morrill, and Steven Allen. 2012b. The Role of Financial Literacy in Determining Retirement Plans. *Economic Inquiry* 50(4): 851–866.
- Clark, Robert, Naohiro Ogawa, and Rikiya Matsukura. 2010. Low Fertility, Human Capital, and Economic Growth: The Importance of Financial Education and Job Retraining. Population Dynamics and Economic Development Working Paper.
- Cocco, Joao, Francisco Gomes, and Pascal Maenhout. 2005. Consumption and Portfolio Choice over the Life-cycle. *Review of Financial Studies* 18: 490–533.
- Cole, Shawn, Xavier Giné, Jeremy Tobacman, Petia Topalova, Robert Townsend, and James Vickery. 2013. Barriers to Household Risk Management: Evidence from India. *American Economic Journal: Applied Economics* 5(1): 104–135.
- Cole, Shawn, Thomas Sampson, and Bilal Zia. 2011. Prices or Knowledge? What Drives Demand for Financial Services in Emerging Markets? *Journal of Finance* 66(6):1933-1967.
- Collins, J. Michael. 2011. Improving Financial Literacy: The Role of Nonprofit Providers. In *Financial Literacy: Implications for Retirement Security and the Financial Marketplace*. Eds. O. S. Mitchell and A. Lusardi. Oxford: Oxford University Press: 268-187.
- Collins, J. Michael and Colin M. O'Rourke. 2010. Financial Education and Counseling: Still Holding Promise. *Journal of Consumer Affairs* 44(3): 483-489.
- Crossan, Diana. 2011. How to Improve Financial Literacy: Some Successful Strategies. In *Financial Literacy: Implications for Retirement Security and the Financial Marketplace*. Eds. O. S. Mitchell and A. Lusardi. Oxford: Oxford University Press: 241-254.
- de Bassa Scheresberg. 2013. Financial Literacy and Financial Behavior Among Young Adults Evidence and Implications. Forthcoming *Numeracy*.

- Deevy, Martha, Shoshana Lucich, and Michaela Beals. 2012. Scams, Schemes, and Swindles: A Review of Consumer Financial Fraud Research. Stanford Financial Fraud Research Center Working Paper.
- Delavande, Adeline, Susann Rohwedder, and Robert Willis. 2008. Preparation for Retirement, Financial Knowledge and Cognitive Resources. MRRC Working Paper Series 190.
- De Mel, Suresh, David McKenzie, and Christopher Woodruff. 2008. Getting Credit to High Return Microentrepreneurs: The Result of an Information Intervention. *World Bank Economic Review* 456-486.
- DeNardi, Mariacristina, Eric French and John Bailey Jones. 2011. Why Do the Elderly Save? The Role of Medical Expenses. *Journal of Political Economy* 118(1): 39–75.
- Disney, Richard and John Gathergood. 2012. “Financial Literacy and Consumer Credit Portfolios.” Working Paper, University of Nottingham.
- Drexel, Alejandro, Greg Fischer and Antoinette Schoar, 2011. Keeping it Simple: Financial Literacy and Rules of Thumb, Working Paper, MIT.
- Duflo, Esther, and Emmanuel Saez. 2003. The Role of Information and Social Interactions in Retirement Plan Decisions: Evidence from a Randomized Experiment. *Quarterly Journal of Economics* 118: 815–842.
- Duflo, Esther, and Emmanuel Saez. 2004. Implications of Pension Plan Features, Information, and Social Interactions for Retirement Saving Decisions. In *Pension Design and Structure: New Lessons from Behavioral Finance*. Eds. O. S. Mitchell and S. Utkus. Oxford: Oxford University Press: 137–153.
- Elliehausen, Gregory, Christopher Lundquist, and Michael Staten. 2007. The Impact of Credit Counseling on Subsequent Borrower Behavior. *Journal of Consumer Affairs* 41(1): 1–28.
- Employee Benefit Retirement Institute. 2007. Retirement Confidence Survey. <http://www.ebri.org/surveys/rcs/>
- FDIC Unbanked/Underbanked Survey Study Group. 2009. FDIC National Survey of Unbanked and Underbanked Households. Washington, DC: Federal Deposit Insurance Corporation.
- Federal Trade Commission. 2012. *Consumer Sentinel Network Data Book*. Washington D.C: FTC.
- Financial Industry National Regulatory Authority (FINRA). 2006. *Investor Literacy and Fraud Susceptibility Survey: Executive Summary*. Washington, DC: FINRA. <http://www.finra.org/Investors/ProtectYourself/AvoidInvestmentFraud/>
- FINRA Investor Education Foundation. 2009. Financial Capability in the United States. National Survey - Executive Summary, December 2009.
- FINRA Investor Education Foundation. 2013. Financial Capability in the United States. Report of Findings from the 2012 National Financial Capability Study, May 2013.
- Finke, Michael. 2013. Financial Advice: Does It Make a Difference? In: *The Market for Retirement Financial Advice*. Eds. O. S. Mitchell and K. Smetters. Oxford, UK: Oxford University Press. *Forthcoming*.
- Finke, Michael, John Howe, and Sandra Houston. 2011. Old Age and the Decline in Financial Literacy. SSRN <http://ssrn.com/abstract=1948627>
- Fonseca, Raquel, Kathleen J. Mullen, Gema Zamarro, and Julie Zissimopoulos. 2012. What explains the gender gap in financial literacy? The Role of Household Decision Making. *Journal of Consumer Affairs* Spring: 90-106.
- Fornero, Elsa and Chiara Monticone. 2011. Financial Literacy and Pension Plan Participation in Italy. *Journal of Pension Economics and Finance* 10(4): 547-564

- Fox, Jonathan, Suzanne Bartholomae, and Jinkook Lee. 2005. Building the Case for Financial Education. *Journal of Consumer Research*. 39(1): 195–214
- French, Eric. 2005. The Effects of Health, Wealth, and Wages on Labor Supply and Retirement Behavior. *Review of Economic Studies* 72(2): 395-427.
- French, Kenneth. 2008. The Cost of Active Investing. *Journal of Finance* 63: 1537–1573.
- Friedman, Milton. 1957. *A Theory of the Consumption Function*. Princeton: Princeton University Press.
- Gale, William, Benjamin Harris and Ruth Levine. 2012. Raising Household Saving. Does Financial Education Work? *Social Security Bulletin*, N. 72-2, May 2012.
- Gerardi, Kristopher, Lorenz Goette, and Stephan Meier. 2013. Numerical Ability Predicts Mortgage Default. Working paper and forthcoming in *Proceedings of the National Academy of Sciences*.
- Glewwe, Paul. 2002. Schools and Skills in Developing Countries: Education Policies and Socioeconomic Outcomes. *Journal of Economic Literature* 40: 436–482.
- Goda, Shah Gopi, Colleen Manchester, and Aaron Sojourner. 2012. What Will my Account Really be Worth? An Experiment on Exponential Growth Bias and Retirement Saving. RAND Working Paper WR-873.
- Gourinchas, Pierre-Olivier and Jonathan Parker. 2002. Consumption over the Life Cycle. *Econometrica* 70 (1): 47-89.
- Grinblatt, Mark, Matt Keloharju, and Juhani Linnainmaa. 2011. IQ and Stock Market Participation. *Journal of Finance* 66(6): 2121-2164.
- Gustman, Alan, Thomas Steinmeier, and Nahid Tabatabai. 2010. Financial Knowledge and Financial Literacy at the Household Level. NBER Working Paper 16500.
- Haliassos, Michael, and Carol Bertaut. 1995. Why Do So Few Hold Stocks? *Economic Journal* 105: 1110–1129.
- Hanushek, Eric and Ludger Woessmann. 2008. The Role of Cognitive Skills in Economic Development. *Journal of Economic Literature* 46(3): 607–668.
- Hastings, Justine, Brigitte Madrian and William Skimmyhorn. 2012. Financial Literacy, Financial Education and Economic Outcomes. NBER Working Paper 18412.
- Hastings, Justine, and Olivia S. Mitchell. 2011. How Financial Literacy and Impatience Shape Retirement Wealth and Investment Behaviors. NBER Working Paper 16740.
- Hastings, Justine, Olivia S. Mitchell, and Eric Chyn. 2011. Fees, Framing, and Financial Literacy in the Choice of Pension Managers. In *Financial Literacy: Implications for Retirement Security and the Financial Marketplace*. Eds. O. S. Mitchell and A. Lusardi. Oxford: Oxford University Press: 101-115.
- Hastings, Justine, and Lydia Tejada-Ashton. 2008. Financial Literacy, Information, and Demand Elasticity: Survey and Experimental Evidence from Mexico. NBER Working Paper 14538.
- Hathaway, Ian and Sameer Khatiwada. 2008. Do Financial Education Programs Work? Federal Reserve Bank of Cleveland Working Paper.
- Heinberg, Aileen, Angela Hung, Arie Kapteyn, Annamaria Lusardi, and Joanne Yoong. 2010. Five Steps to Planning Success. RAND Working Paper No. WR-790-SSA, 2010.
- Hilgert, Marianne, Jeanne Hogarth, and Sondra Beverly. 2003. Household Financial Management: The Connection between Knowledge and Behavior. *Federal Reserve Bulletin*, 309–322.

- Hira, Tahira. 2010. The NEFE Quarter Century Project: Implications for Researchers, Educators and Policy Makers from a Quarter Century of Financial Education. National Endowment for Financial Education Working Paper.
http://www.nefe.org/Portals/0/WhatWeProvide/PrimaryResearch/PDF/TheQtrCenturyProject_FinalSeminal.pdf
- Hira, Tahira, Mohamed Sabri and Căzilia Loibl. 2013. Financial Socialization's Impact on Investment Orientation and Household Net Worth. *International Journal of Consumer Studies* 37(1): 29-35.
- Hirad, Abdighani, and Peter Zorn. 2002. A Little Knowledge is a Good Thing: Empirical Evidence of the Effectiveness of Pre-Purchase Homeownership Counseling. In *Low-income Homeownership: Examining the Unexamined Goal*. Eds. Nicolas Retsinas, Eric Belsky, 146-174. Cambridge, Mass. & Washington, D.C.: Joint Center for Housing Studies; Brookings Institution Press.
- Holzmann, Robert. 2011. Bringing Financial Literacy and Education to Low and Middle Income Countries. In *Financial Literacy: Implications for Retirement Security and the Financial Marketplace*. Eds. O. S. Mitchell and A. Lusardi. Oxford: Oxford University Press: 255-267.
- Huston, Sandra. 2010. Measuring Financial Literacy. *Journal of Consumer Affairs*, 44: 296–316.
- Hsu, Joanne. 2011. Aging and Strategic Learning: The Impact of Spousal Incentives on Financial Literacy. Networks Financial Institute Working Paper 2011-WP-06, Indiana State University.
- Hung, Angela, Andrew Parker and Joanne Yoong. 2009. Defining and Measuring Financial Literacy, RAND Working Paper 708.
- Hurst, Eric and Mark Aguiar. 2005. Consumption vs Expenditure. *Journal of Political Economy*. 113(5): 919-948.
- Hurst, Eric and Mark Aguiar. 2007. Measuring Trends in Leisure: The Allocation of Time Over Five Decades. *Quarterly Journal of Economics* 122(3): 969-1006.
- Jappelli, Tullio. 2010. Economic Literacy: An International Comparison. *The Economic Journal*. 120: 429–451.
- Jappelli, Tullio, and Mario Padula. 2013. Investment in Financial Literacy and Saving Decisions, *Journal of Banking and Finance* 37: 2779-2792.
- Kast, Felipe, Stephan Meier, and Dina Pomeranz. 2012. Under-Savers Anonymous: Evidence on Self-Help Groups and Peer Pressure as a Savings Commitment Device. HBS Working Paper 12-060.
- Kézdi, Gabor, and Robert Willis. 2011. Household Stock Market Beliefs and Learning. NBER WP 17614.
- Kimball, Miles, and Tyler Shumway. 2006. Investor Sophistication and the Participation, Home Bias, Diversification, and Employer Stock Puzzles. University of Michigan Working Paper.
- Klapper, Leora and Georgios Panos. 2011. Financial Literacy and Retirement Planning: The Russian Case. *Journal of Pension Economics and Finance* 10(4): 599-618.
- Klapper, Leora, Annamaria Lusardi, and Georgios Panos. 2012. Financial Literacy and the Financial Crisis. NBER Working Paper 17930.
- Korniotis, George and Alok Kumar. 2011. Do Older Investors Make Better Investment Decisions? *Review of Economics and Statistics* 93 (4): 244-265.

- Laibson, David. 2011. The Age of Reason. Presentation for the Department of Economics, Harvard University.
<http://www.economics.harvard.edu/faculty/laibson/files/Age%2Bof%2BReason.pdf>
- Li, Geng. 2009. Information Sharing and Stock Market Participation: Evidence from Extended Families. Federal Reserve Board Working Paper.
- Lu, Timothy, Olivia S Mitchell, and Stephen P. Utkus. 2010. An Empirical Analysis of 401(k) Loan Defaults. MRRC Working Paper WR-799-SSA.
- Lusardi, Annamaria. 2011. Americans' Financial Capability. NBER Working Paper 17103.
- Lusardi, Annamaria, and Carlo de Bassa Scheresberg. 2013. Financial Literacy and High-Cost Borrowing in the United States. NBER Working Paper n 18969.
- Lusardi, Annamaria, Punam Keller, and Adam Keller. 2008. New Ways to Make People Save: A Social Marketing Approach, In *Overcoming the Saving Slump: How to Increase the Effectiveness of Financial Education and Saving Programs*. Ed. A. Lusardi. Chicago: University of Chicago Press: 209–236.
- Lusardi, Annamaria, Pierre-Carl Michaud, and Olivia S. Mitchell. 2011. Optimal Financial Literacy and Saving for Retirement. Wharton School Pension Research Council Working Paper WP2011-20.
- Lusardi, Annamaria, Pierre-Carl Michaud, and Olivia S. Mitchell. 2013. Optimal Financial Literacy and Wealth Inequality. NBER Working Paper 18669.
- Lusardi, Annamaria, and Olivia S. Mitchell. 2007a. Baby Boomers' Retirement Security: The Role of Planning, Financial Literacy and Housing Wealth. *Journal of Monetary Economics* 54: 205–224.
- Lusardi, Annamaria, and Olivia S. Mitchell. 2007b. Financial Literacy and Retirement Preparedness: Evidence and Implications for Financial Education. *Business Economics*, 35–44.
- Lusardi, Annamaria, and Olivia S. Mitchell. 2008. Planning and Financial Literacy: How Do Women Fare? *American Economic Review* 98: 413–417.
- Lusardi, Annamaria, and Olivia S. Mitchell. 2009. How Ordinary Consumers Make Complex Economic Decisions: Financial Literacy and Retirement Readiness. NBER Working Paper 15350.
- Lusardi, Annamaria, and Olivia S. Mitchell. 2011a. The Outlook for Financial Literacy. In *Financial Literacy: Implications for Retirement Security and the Financial Marketplace*. Eds. O. S. Mitchell and A. Lusardi. Oxford, Oxford University Press: 1-15.
- Lusardi, Annamaria, and Olivia S. Mitchell. 2011b. Financial Literacy and Planning: Implications for Retirement Wellbeing. In *Financial Literacy: Implications for Retirement Security and the Financial Marketplace*. Eds. O. S. Mitchell and A. Lusardi. Oxford, Oxford University Press: 17-39.
- Lusardi, Annamaria and Olivia S. Mitchell. 2011c. Financial Literacy around the World: An Overview. *Journal of Pension Economics and Finance* 10(4): 497-508.
- Lusardi, Annamaria and Olivia S. Mitchell. 2011d. Financial Literacy and Retirement Planning in the United States. *Journal of Pension Economics and Finance* 10(4): 509-525.
- Lusardi, Annamaria, Olivia S. Mitchell, and Vilsa Curto. 2010. Financial Literacy Among the Young. *Journal of Consumer Affairs* 44 (2): 358–380.
- Lusardi, Annamaria, Olivia S. Mitchell, and Vilsa Curto. 2012. Financial Sophistication in the Older Population. NBER Working Paper, no. 17863

- Lusardi, Annamaria, Daniel J. Schneider, and Peter Tufano. 2011. Financially Fragile Households: Evidence and Implications. *Brookings Papers on Economic Activity* Spring: 83–134.
- Lusardi, Annamaria, and Peter Tufano. 2009a. Debt Literacy, Financial Experiences, and Overindebtedness. NBER Working Paper 14808.
- Lusardi, Annamaria, and Peter Tufano. 2009b. Teach Workers about the Peril of Debt, *Harvard Business Review*. November: 22–24.
- Lyons, Angela, Lance Palmer, Korallalage Jayaratne, and Eric Scherpf. 2006. Are We Making the Grade? A National Overview of Financial Education and Program Evaluation. *Journal of Consumer Affairs* 40 (2): 208–235.
- Lyons, Angela and Urvi Neelakantan. 2008. Potential and Pitfalls of Applying Theory to the Practice of Financial Education. *Journal of Consumer Affairs*. 42(1): 106-112.
- Mahdavi, Mahnaz and Nicholas Horton. 2012. Financial Literacy among Educated Women: Room for Improvement. Working Paper, Smith College.
- Mandell, Lewis. 1997. *Our Vulnerable Youth: The Financial Literacy of American 12th Graders*. Jump\$tart Coalition for Personal Financial Literacy.
- Mandell, Lewis. 2004. *Financial Literacy: Are We Improving?* Washington, D.C.: Jump\$tart Coalition for Personal Financial Literacy.
- Mandell, Lewis. 2008. Financial Education in High School. In *Overcoming the Saving Slump: How to Increase the Effectiveness of Financial Education and Saving Programs.*, Ed. A. Lusardi. Chicago: University of Chicago Press: 257–279.
- Madrian, Brigitte and Dennis Shea. 2001. The Power of Suggestion: Inertia in 401(k) Participation and Saving Behavior. *Quarterly Journal of Economics*. 116 (4): 1149-1187.
- Markow, Dana, and Kelly Bagnaschi. 2005. *What American Teens & Adults Know About Economics*. National Council on Economic Education Report.
- Martin, Matthew, 2007. “A Literature Review on the Effectiveness of Financial Education.” Federal Reserve Bank of Richmond, Working Paper 07-03.
- McArdle, James, James Smith, and Robert Willis. 2009. Cognition and Economic Outcomes in the Health and Retirement Survey NBER Working Paper 15266.
- Meier, Steven, and Charles Sprenger. 2008. Discounting Financial Literacy: Time Preferences and Participation in Financial Education Programs. Columbia Business School Working Paper.
- Mitchell, Olivia S., John Piggott, and Noriyuki Takayama (eds). 2011. *Securing Lifelong Retirement Income: Market Developments and Policy Issues*. Oxford: Oxford University Press.
- Mitchell, Olivia S. and Kent Smetters (eds). 2013. *The Market for Retirement Financial Advice*. Oxford: Oxford University Press. *Forthcoming*.
- Mitchell, Olivia S. and Stephen Utkus. 2012. Target-Date Funds in 401(k) Retirement Plans NBER Working Paper No. 17911.
- Modigliani, Franco, and Richard Brumberg. 1954. Utility Analysis and the Consumption Function: An Interpretation of Cross-section Data. In *Post-Keynesian Economics*. Ed. K. Kurihara. New Brunswick, NJ: Rutgers University Press: 388–436.
- Moore, Danna. 2003. Survey of Financial Literacy in Washington State: Knowledge, Behavior, Attitudes and Experiences. Washington State University Social and Economic Sciences Research Center Technical Report 03-39.

- Mottola, Gary. 2013. In *Our Best Interest: Women, Financial Literacy, and Credit Card Behavior*. Insights, FINRA Investor Education Foundation. Forthcoming *Numeracy*.
- Organization for Economic Co-Operation and Development (OECD). 2005. *Improving Financial Literacy: Analysis of Issues and Policies*. Paris, France: OECD.
- Poterba, James, Steven Venti, and David Wise. 2008. The Changing Landscape of Pensions in the United States. In *Overcoming the Saving Slump: How to Increase the Effectiveness of Financial Education and Saving Programs*. Ed. A. Lusardi. Chicago: University of Chicago Press: 17–46.
- Poterba, James, Steven Venti, and David Wise. 2013. Health, Education, and the Post-Retirement Evolution of Household Assets. NBER Working Paper 18695.
- President’s Advisory Committee on Financial Literacy (PACFL). 2008. *Annual Report to the President: Executive Summary*.
- Romagnoli, Angela and Maurizio Trifilidis. 2012. Does Financial Education in School Work? Evidence from Italy. Bank of Italy Working Paper.
- Scholz, John Karl, Ananth Seshadri, and Surachai Khitatrakun. 2006. Are Americans Saving “Optimally” For Retirement? *Journal of Political Economy* 114: 607–643.
- Sekita, Shizuka. 2011. Financial Literacy and Retirement Planning in Japan. *Journal of Pension Economics and Finance* 10(4): 637-656.
- Shim, Soyeon, Jing Xiao, Bonnie Barber and Angela Lyons. 2009. Pathway to Life Success: A Conceptual Model of Financial Well-being for Young Adults, *Journal of Applied Development Psychology* 30: 708-723.
- Shim, Soyeon, Bonnie Barber, Noel Card, Jing Xiao and Joyce Serido. 2010. Financial Socialization of First-year College Students: The Role of Parents, Work, and Education. *Journal of Youth & Adolescence* 39(12): 1457-1470.
- Skinner, Jonathan. 2007. Are You Sure You’re Saving Enough for Retirement? *Journal of Economic Perspectives*. Summer: 59-80.
- Song, Changcheng. 2011. Financial Illiteracy and Pension Contributions: A Field Experiment on Compound Interest in China. University of California, Berkeley Working Paper.
- Stango, Victor, and Jonathan Zinman. 2009. Exponential Growth Bias and Household Finance. *Journal of Finance* 64: 2807–2849.
- Tennyson, Sharon and Chau Nguyen. 2001. State Curriculum Mandates and Student Knowledge of Personal Finance. *Journal of Consumer Affairs* 35 (2): 241-262.
- Thaler, Richard and Shlomo Benartzi. 2004. Save More Tomorrow: Using Behavioral Economics to Increase Employee Saving. *Journal of Political Economy*, 112(1, part 2): S164-S196.
- Thaler, Richard and Cass Sunstein. 2010. *Nudge: Improving Decisions About Health, Wealth, and Happiness*. New Haven: Yale University Press.
- Thaler, Richard, Cass Sunstein, and John Balz. 2010. Choice Architecture. SSRN Working Paper. <http://ssrn.com/abstract=1583509> or <http://dx.doi.org/10.2139/ssrn.1583509>
- U.S. Securities and Exchange Commission (SEC). 2012. Study Regarding Financial Literacy Among Investors As Required by Section 917 of the Dodd-Frank Wall Street Reform and Consumer Protection Act. SEC Staff Study, August.
- Utkus, Stephen, and Jean Young. 2011. Financial Literacy and 401(k) Loans. In *Financial Literacy: Implications for Retirement Security and the Financial Marketplace*. Eds. O. S. Mitchell and A. Lusardi. Oxford: Oxford University Press: 59-75.

- Van Rooij, Maarten, Annamaria Lusardi, and Rob Alessie. 2011. Financial Literacy and Stock Market Participation. *Journal of Financial Economics* 101(2): 449–472.
- Van Rooij, Maarten, Annamaria Lusardi, and Rob Alessie. 2012. Financial Literacy, Retirement Planning, and Households Wealth. *Economic Journal* 122: 449–478.
- Venti, Steven, and David Wise. 1998. The Cause of Wealth Dispersion at Retirement: Choice or Chance? *American Economic Review* 88: 185–191.
- Venti, Steven, and David Wise. 2001. Choice, Chance, and Wealth Dispersion. In *Aging Issues in the United States and Japan*. Eds. S. Ogura, T. Tachibanaki, and D. Wise. Chicago: University of Chicago Press: 25–64.
- Walstad, William, Ken Rebeck and Richard MacDonald. 2010. The Effects of Financial Education on the Financial Knowledge of High School Students. *Journal of Consumer Affairs* 44(2): 336–357.
- Way, Wendy and Karen Holden. 2009. Teachers' Background and Capacity to Teach Personal Finance: Results of a National Study. *Journal of Financial Counseling and Planning* 20(2): 64-78.
- Willis, Lauren. 2008. Against Financial Literacy Education. Public Law and Legal Theory Research Paper Series Research Paper No. #08-10. University of Pennsylvania.
- Willis, Lauren. 2011. The Financial Education Fallacy. *American Economic Review* 101(3): 429-434.
- Yoong, Joanne. 2011. Financial Illiteracy and Stock Market Participation: Evidence from the RAND American Life Panel. In *Financial Literacy: Implications for Retirement Security and the Financial Marketplace*. Eds O. S. Mitchell and A. Lusardi. Oxford: Oxford University Press: 76-97.

Table 1. Financial Literacy Patterns in the United States*Source: Authors' computations from HRS 2004 Planning Module***Panel A: Distribution of Responses to Financial Literacy Questions**

	<i>Responses</i>			
	<i>Correct</i>	<i>Incorrect</i>	<i>DK</i>	<i>Refuse</i>
Compound Interest	67.1%	22.2%	9.4%	1.3%
Inflation	75.2%	13.4%	9.9%	1.5%
Stock Risk	52.3%	13.2%	33.7%	0.9%

Panel B: Joint Probabilities of Answering Financial Literacy Questions Correctly

	<i>All 3 responses correct</i>	<i>Only 2 responses correct</i>	<i>Only 1 response correct</i>	No responses correct
Proportion	34.3%	35.8%	16.3%	9.9%

Note: DK = respondent indicated "don't know."

Table 2: Comparative Statistics on Responses to Financial Literacy Questions around the World

Authors	Country	Year of data	Interest rate Q		Inflation Q		Risk Divers. Q		All 3 correct	At least 1 Don't Know	N
			Correct	DK	Correct	DK	Correct	DK			
Lusardi, and Mitchell. (2011c)	USA	2009	64.9%	13.5%	64.3%	14.2%	51.8%	33.7%	30.2%	42.4%	1,488
Alessie, Van Rooij and Lusardi (2011)	Netherlands	2010	84.8%	8.9%	76.9%	13.5%	51.9%	33.2%	44.8%	37.6%	1,665
Bucher-Koenen and Lusardi (2011)	Germany	2009	82.4%	11.0%	78.4%	17.0%	61.8%	32.3%	53.2%	37.0%	1,059
Sekita (2011)	Japan	2010	70.5%	12.5%	58.8%	28.6%	39.5%	56.1%	27.0%	61.5%	5,268
Agnew, Bateman and Thorp (2013)	Australia	2012	83.1%	6.4%	69.3%	13.0%	54.7%	37.6%	42.7%	41.3%	1,024
Crossan., Feslier, and Hurnard (2011)	N. Zealand	2009	86.0%	4.0%	81.0%	5.0%	49.0%	2.0%	24.0%	7.0%	850
Brown and Graf (2013)	Switzerland	2011	79.3%	2.8%*	78.4%	4.2%*	73.5%*	13.0%*	50.1%*	16.9%*	1,500
Fornero and Monticone (2011)	Italy	2007	40.0%*	28.2%*	59.3%*	30.7%*	52.2%*	33.7%*	24.9%*	44.9%*	3,992
Almenberg and Säve-Söderbergh (2011)	Sweden	2010	35.2%*	15.6%*	59.5%	16.5%	68.4%	18.4%	21.4%*	34.7%*	1,302
Arrondel, Debbich, and Savignac (2013)	France	2011	48.0%*	11.5%*	61.2%	21.3%	66.8%*	14.6%*	30.9%*	33.4%*	3,616
Klapper, and Panos (2011)	Russia	2009	36.3%*	32.9%*	50.8%*	26.1%*	12.8%*	35.4%*	3.7%*	53.7%*	1,366
Beckmann (2013)	Romania	2011	41.3%	34.4%	31.8%*	40.4%*	14.7%	63.5%	3.8%*	75.5%*	1,030

Note: * indicates questions that have slightly different wording than the baseline financial literacy questions enumerated in the text.

Table 3: Comparative Statistics on Responses to Self-reported Financial Literacy

Authors	Country	Dataset	1-2	3	4	5	6	7	Average score
Authors' calculations	USA	NFCS 2012	3.9%	5.2%	14.9%	33.2%	26.1%	13.6%	5.1
Lusardi (2011)	USA	NFCS 2009	7.5%	6.0%	16.2%	32.3%	20.2%	17.5%	5
Lusardi and Tufano (2009a)	USA	TNS Global 2007	4.9%	7.7%	19.5%	31.9%	18.9%	10.7%	4.9
Authors' calculations on data from Lusardi and Mitchell (2009)*	USA*	ALP 2009*	5.3%	11.6%	27.2%	34.7%	16.7%	4.4%	4.6
Bucher-Koenen, Lusardi, Alessie, and van Rooij (2012)	Netherlands	DHS 2010	7.3%	10.9%	23.0%	32.0%	23.4%	3.5%	4.6
Bucher-Koenen, Lusardi, Alessie and van Rooij	Germany	SAVE Survey	8.3%	14.2%	23.0%	32.2%	15.6%	6.8%	4.5
Sekita (2011)*	Japan*	SLPS 2010*	71%*	23.3%*	5.6%*				

Note: This table reports respondents' answers to the question: "On a scale from 1 to 7, where 1 means very low and 7 means very high, how would you assess your overall financial knowledge?" Note that the question posed in Lusardi and Mitchell (2009) is different and asks the following: "How would you assess your understanding of economics (on a 7-point scale; 1 means very low and 7 means very high)?" In Japan, respondents were asked whether they think that they know a lot about finance on a 1-5 point scale (Sekita 2011).

Table 4: Instrumental Variable (IV) Estimation of the Effect of Financial Literacy on Behavior

Authors	Country	Year of data	Instrument	Effect size compared to OLS	IV Statistically Significant
Christiansen, Schröter Joensen and Rangvid (2008)	Denmark	1997-2001	The authors instrument financial sophistication by using the opening of a university as an exogenous shock that induces more high school graduates in the surrounding county to choose an economics education.	Larger than OLS	yes
Lusardi and Mitchell (2009)	USA	2009	The authors instrument financial sophistication by using information on U.S. states mandates in high school financial education and state expenditures on education. They also interact the mandate variable with age to discern whether the effect grows over the life cycle.	Larger than OLS	yes
Fornero and Monticone (2011)	Italy	2006	The authors instrument financial sophistication by using cost of learning and acquiring financial knowledge and information. Specifically, they use information on whether a household member has a degree in economics or whether one household member uses a computer (either at home, at work, or elsewhere).	Larger than OLS	yes
Bucher-Koenen and Lusardi (2011)	Germany	2009	The authors instrument financial sophistication by using exposure to financial knowledge of others in the same region as an instrument for financial literacy. Specifically, they use political attitudes at the regional level as they are expected to be linked to financial knowledge.	Larger than OLS	yes
Sekita (2011)	Japan	2010	The author uses level of Japanese language ability as an instrument for financial literacy. Specifically, the author builds two instruments on the following information: rank in Japanese language class when the respondent was 15 years old, and average language ability in the prefecture where the respondent lives.	Larger than OLS	yes
Van Rooij, Lusardi, and Alessie (2011)	Netherlands	2005	The authors use information on the financial education that respondents acquired in school as an instrument for financial sophistication. Specifically, they use information on how much of their education was devoted to economics (a lot, some, little, or hardly at all).	Larger than OLS	yes
Van Rooij, Lusardi and Alessie (2012)	Netherlands	2005	The authors use information on the financial education that respondents acquired in school and they use it as an instrument for financial sophistication. Specifically, they use information on how much of their education was devoted to economics (a lot, some, little, or hardly at all).	Larger than OLS	yes
Alessie, Van Rooij and Lusardi (2011)	Netherlands	2010	The authors instrument financial sophistication by using financial experiences of respondents' siblings and parents.	Larger than OLS	yes
Klapper, Lusardi, Panos (2012)	Russia	2008-2009	The authors use the number of newspapers in circulation per two-digit region (both regional and national) and the total number of universities per two-digit region (both public and private).	Larger than OLS	yes
Behrman, Mitchell, Soo, and Bravo (2012)	Chile	2006	The authors use three sets of instruments: age-dependent variables, family background factors, and respondent personality traits. For example, they use respondents' exposure to national schooling voucher policy changes and pension fund marketing efforts to instrument for level of schooling and financial literacy.	Larger than OLS	yes
Arrondel, Majdi, and Savignac (2012)	France	2011	The authors instrument respondents' financial sophistication by using information on parents' financial literacy and controlling for potential inheritance of financial portfolios.	Larger than OLS	yes
Agnew, Bateman and Thorp (2013)	Australia	2012	The authors instrument financial sophistication by using financial experiences of respondents' siblings and parents.	Larger than OLS	yes

Figure 1. Financial Literacy Across Demographic Groups (Age, Sex, and Education)

Figure 1a: By Age Group (% providing correct answers to all three financial literacy questions)

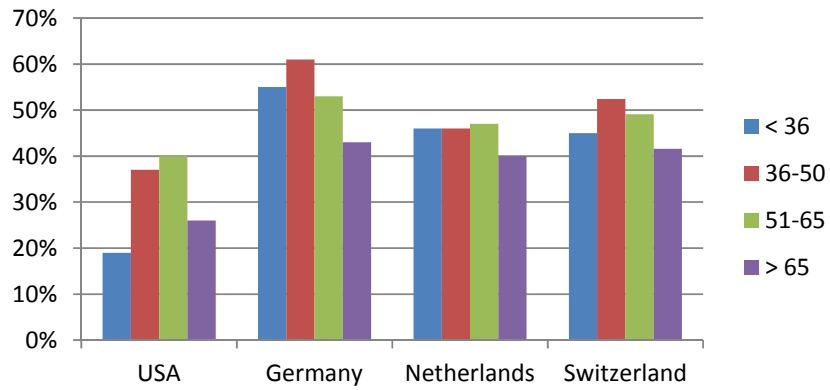
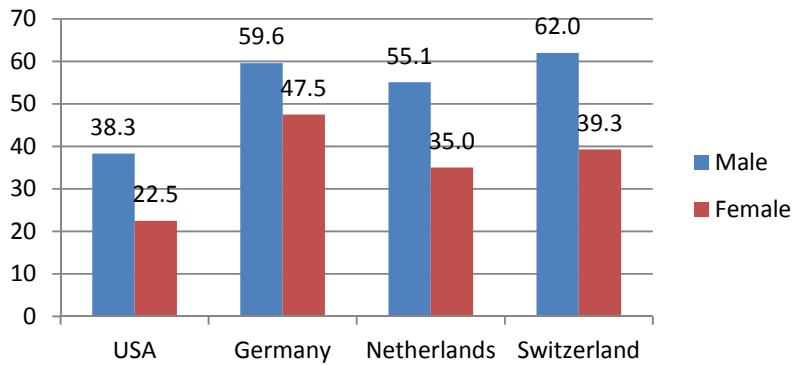


Figure 1b: By Sex

(% providing correct answers to all three financial literacy questions)



(% responding “do not know” at least once to any of the three financial literacy questions)

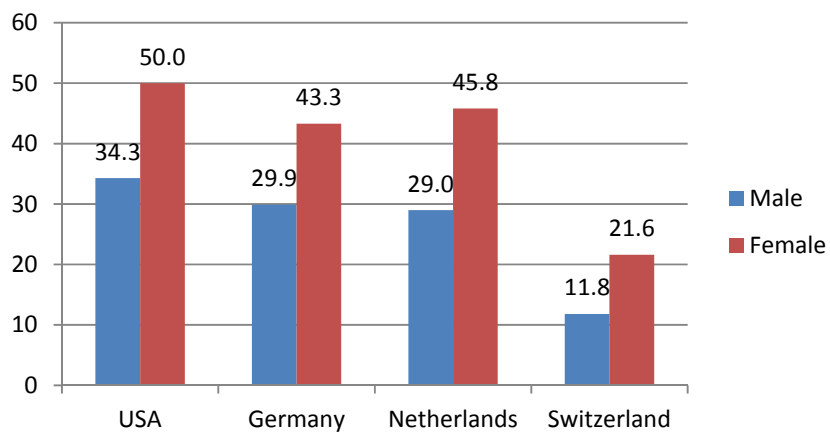
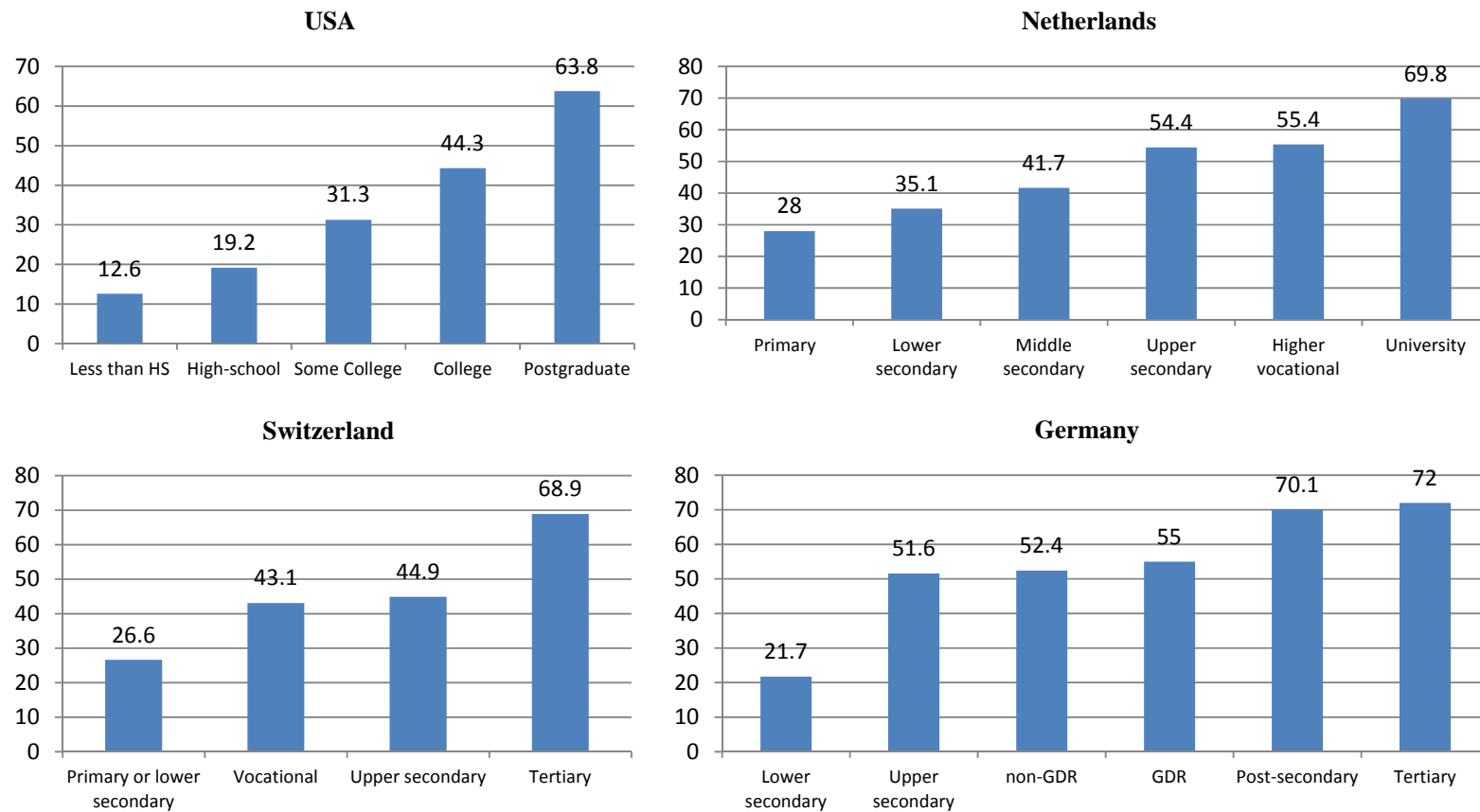


Figure 1c: Financial literacy by Education Group (% providing correct answers to all three financial literacy questions)



Note: Data for Figure 1c are taken from Lusardi and Mitchell, 2011d (USA); Alessie, van Rooij, and Lusardi, 2011 (Netherlands), Bucher-Koenen and Lusardi, 2011 (Germany), and Brown and Graf, 2013 (Switzerland).