

FAMILY-FRIENDLY POLICIES AND FERTILITY: WHAT FIRMS HAVE TO DO WITH IT?

2025

BANCO DE **ESPAÑA**
Eurosistema

Documentos de Trabajo
N.º 2547

Olympia Bover, Nezih Guner, Yuliya Kulikova,
Alessandro Ruggieri and Carlos Sanz

FAMILY-FRIENDLY POLICIES AND FERTILITY: WHAT FIRMS HAVE TO DO WITH IT?

FAMILY-FRIENDLY POLICIES AND FERTILITY: WHAT FIRMS HAVE TO DO WITH IT? ^(*)

Olympia Bover

CEMFI

Nezih Guner^()**

BANCO DE ESPAÑA AND CEMFI

Yuliya Kulikova

OIST AND IIASA

Alessandro Ruggieri

CUNEF UNIVERSIDAD

Carlos Sanz

BANCO DE ESPAÑA AND CEMFI

(*) The authors thank Marco Francesconi, James Heckman, Joseph Hotz, Joan Llull and seminar participants at the Family, Fertility, and Human Development Initiative webinar, the 2025 Banco de España-CEMFI-Georgetown University Global Economic Challenges Network Workshop on “Households in the 21st century: Marriage, Fertility and Challenges for Public Policies” at CEMFI, the 2024 Banco de España-CEMFI Joint Research Workshop and the 2023 Symposium of the Spanish Economic Association for their helpful comments. Nezih Guner acknowledges financial support from the “la Caixa” Foundation Social Research Grant SR22-00499. Yuliya Kulikova acknowledges financial support from the JSPS KAKENHI Grant Number 22K20177.

(**) nezih.guner@cemfi.es

Documentos de Trabajo. N.º 2547

December 2025

<https://doi.org/10.53479/41858>

The Working Paper Series seeks to disseminate original research in economics and finance. All papers have been anonymously refereed. By publishing these papers, the Banco de España aims to contribute to economic analysis and, in particular, to knowledge of the Spanish economy and its international environment.

The opinions and analyses in the Working Paper Series are the responsibility of the authors and, therefore, do not necessarily coincide with those of the Banco de España or the Eurosystem.

The Banco de España disseminates its main reports and most of its publications via the Internet at the following website: <http://www.bde.es>.

Reproduction for educational and non-commercial purposes is permitted provided that the source is acknowledged.

© BANCO DE ESPAÑA, Madrid, 2025

ISSN: 1579-8666 (online edition)

Abstract

Family-friendly policies aim to help women balance work and family life, encouraging them to participate in the labor market. How effective are such policies in increasing fertility? We answer this question using a search model of the labor market where firms make hiring, promotion and firing decisions, taking into account how these decisions affect workers' fertility incentives and labor force participation decisions. We estimate the model using administrative data from Spain, a country with very low fertility and a highly regulated labor market. We use the model to study family-friendly policies and demonstrate that firms' reactions result in a trade-off: policies that increase fertility reduce women's participation in the labor market and lower their lifetime earnings.

Keywords: family-friendly policies, fertility, flexibility, search and matching, human capital accumulation, gender gaps, welfare.

JEL classification: E24, J08, J13, J18.

Resumen

Las políticas de apoyo a la familia tienen por objeto ayudar a las mujeres a conciliar la vida laboral y familiar para fomentar su participación en el mercado laboral. ¿En qué medida son efectivas estas políticas para aumentar la fecundidad? Respondemos a esta pregunta utilizando un modelo de búsqueda y emparejamiento en el mercado de trabajo en el que las empresas toman decisiones de contratación, promoción y despido, teniendo en cuenta cómo influyen estas acciones en los incentivos de las mujeres trabajadoras para tener hijos y en sus decisiones de participación laboral. Estimamos el modelo a partir de datos administrativos de España, país con una fecundidad muy baja y un mercado de trabajo altamente regulado. Utilizamos el modelo para analizar diversas políticas favorables a la familia y demostramos que las reacciones de las empresas generan una disyuntiva: las políticas que aumentan la fecundidad reducen la participación laboral de las mujeres y disminuyen sus ingresos a lo largo de la vida.

Palabras clave: políticas de apoyo a la familia, fecundidad, flexibilidad, búsqueda y emparejamiento, acumulación de capital humano, brechas de género, bienestar.

Códigos JEL: E24, J08, J13, J18.

1 Introduction

Fertility rates in high-income countries have declined to remarkably low levels, currently around 1.6 in the United States, 1.5 in Germany, and 1.2 in Spain. This trend has raised serious concerns about population aging and shrinking workforces (Jones, 2022). While many factors contribute to low fertility, increasing attention is being paid to the difficulty of balancing work and family life, as well as the role of family policies (Doepke et al., 2023).

In response, governments have adopted various family-friendly policies, including flexible work arrangements, parental leave, and childcare subsidies. While the effects of these measures on labor supply, gender wage gaps, and fertility have been widely studied, the role of firms remains relatively underexplored. Yet firms can play a crucial role in shaping the effectiveness of these policies. On the one hand, such policies may increase labor costs and reduce the demand for mothers as employees (Olivetti and Petrongolo, 2017). On the other hand, as men and women enter the labor market with increasingly similar human capital, the way women sort into occupations becomes a key driver of gender inequality (Goldin, 2014). Additionally, there is growing empirical evidence that women prioritize job flexibility, such as having control over their working hours or shorter commutes - see, among others, Petrongolo and Ronchi (2020), Le Barbanchon et al. (2021), Wiswall and Zafar (2018), and firms play an important role for gender wage gap (Card et al., 2015; Sorkin, 2017). Finally, the effect of children on women's careers, the so-called child penalties, has been extensively documented (Kleven et al., 2024).

This paper develops and estimates a search and matching model to examine how family-friendly policies impact fertility and labor market outcomes, explicitly considering firms' decisions. The model economy is populated by male and female workers and has four building blocks. First, workers experience employment and non-employment spells, building human capital while working. Second, jobs differ in how fast women accumulate human capital. In non-flexible jobs, women accumulate human capital more slowly, especially when they have children. Third, labor markets have a dual structure; jobs typically start as temporary (or fixed-term) positions with low firing costs and high separation rates, and firms decide whether to convert them into permanent (or open-ended) positions, which have

higher firing costs and lower separation rates. Hence, there is a job ladder, and promotions are costly for firms. Ultimately, women decide how many children to have and when to have them. In equilibrium, the decisions made by workers and firms are consistent with their expectations.

We estimate the model using administrative data on social security records from Spain, an ideal setting due to its combination of low fertility and a rigid labor market with limited turnover. Spain also offers a unique natural experiment, which we exploit to discipline model parameters. The 1999 Work and Family Reconciliation Act allows parents with a child up to age 6 to request part-time work (which we refer to as workweek reduction). The firms are obliged to grant such requests and can't fire workers as long as they are on a workweek reduction. While this might not be costly for temporary contracts, which have short durations, the regulation provides flexibility and job protection for women with young children who work with permanent contracts.

The model does an excellent job of generating a life-cycle profile for the share of women in temporary jobs, the gender wage gap, and the fertility rate observed in the data. The model also captures well the share of women who choose a workweek reduction. In the data, we characterize flexible (non-flexible) jobs as those where men work less (more) than 50 hours per week, following Cortés and Pan (2019), and match wage growth in both types of jobs. Finally, we estimate the adverse effect of workweek reduction on the promotion of women. Consistent with available empirical evidence that exploits this policy change, such as Fernández-Kranz and Rodríguez-Planas (2021), we find a negative effect and select model parameters to replicate it.

We first focus on workweek reduction as a family-friendly policy, which provides the possibility of working fewer hours with job protection to mothers. The policy makes hiring and promoting women costly for firms. As a result, more women leave the labor force, while only the most productive ones secure jobs, and those who do secure jobs tend to have more children. However, while overall fertility increases, the lifetime earnings of women decline. For welfare, the second effect dominates, and women are worse off with this policy. Crucially, this negative effect hinges on firm behavior: if firms were constrained to act as if the policy didn't exist, women's average welfare would rise significantly.

We then use the model as a quantitative lab to assess how different policies affect female earnings, fertility, and welfare. These policies fall into three categories: (1) those altering labor market fluidity, such as a single contract or changes in firing costs; (2) family-oriented measures, like maternity leave and reduced working hours; and (3) financial incentives, including child subsidies for mothers or subsidies for firms for hiring and promoting women.

We find a consistent trade-off across policies: policies that raise lifetime earnings lower fertility, while those that boost fertility reduce lifetime earnings. Policies that increase fertility reduce women's employment by raising firms' costs of hiring them. They also make jobs more secure. These policies include a single (permanent) contract, child subsidies, shorter duration of temporary contracts, higher firing costs for permanent contracts, and parental leave programs that last longer or have a higher replacement rate. With few but secure jobs, many women with lower skills stay out of the labor force and, with poor employment prospects, choose to have more children. At the same time, higher job security also increases fertility for those who are employed, who tend to have higher skills. With few jobs, lifetime employment, and earnings of women decline significantly. The trade-off is rather sharp: policies that increase fertility from its benchmark value of 1.67 to around 2 lower women's lifetime earnings by around 10 percent.

In contrast, policies such as eliminating the workweek reduction, extending the duration of temporary contracts, or reducing the costs of firing temporary workers increase female employment and lifetime earnings. These policies make labor markets more fluid, making firms more willing to hire and promote women, but motherhood becomes less appealing as a result.

Only one policy consistently improves both fertility and earnings: promotion subsidies. In the model, firms hesitate to promote women due to the risk that they might take workweek reductions or exit the labor force after having children. Since fertility decisions are imperfectly predictable, this leads to inefficient under-promotion. Promotion subsidies directly address this inefficiency.

How does the fertility-income trade-off affect women's welfare? We find that both types of policies—those that increase fertility while lowering earnings and those that do the reverse—can raise welfare relative to the benchmark. The most effec-

tive is a promotion subsidy targeted at non-flexible jobs. But other policies, such as child subsidies or single contracts (which boost fertility), and eliminating work-week reductions (which raise earnings), also lead to welfare gains.

Related Literature. The analysis here builds on two strands of literature. First, we contribute to the labor and macroeconomics literature on female labor force participation, the gender wage gap, and fertility. Recent reviews include Greenwood et al. (2017), Albanesi et al. (2023), and Doepke et al. (2023). Within this literature, Caucutt et al. (2002) and Cruces (2024) highlight the role of returns to experience in fertility timing, while Da Rocha and Fuster (2006) emphasize labor market frictions. Occupational choices and the role of job flexibility have also been studied: Erosa et al. (2022) show that a substantial fraction of the observed gender wage gap is due to women's occupational choices and labor supply decisions. Adda et al. (2017) and Guner et al. (2024) build models with endogenous fertility to study the role of job flexibility and occupational choices. The impact of child-care costs has been analyzed by Attanasio et al. (2008), Bick (2016), and Guner et al. (2020). Focusing on Spain, Guner et al. (2024) and Cruces and Rodriguez-Roman (2025) examine how dual labor markets and childcare subsidies affect fertility. However, none of these studies model firms' hiring, promotion, and firing decisions, and how these decisions can react to policies.¹

Second, we build on papers that use search-and-matching models, hence with an explicit role for firms, to study the gender pay gap. Within this literature, Flabbi and Moro (2012), Le Barbanchon et al. (2021), Morchio and Moser (2024), and Xiao (2024) focus, as we do, on the role of amenities (job flexibility). Beyond the gender pay gap, the current paper is also related to broader search-and-matching literature focusing on human capital accumulation, e.g., Lise et al. (2016) and Bagger et al. (2014), on amenities, e.g., Dey and Flinn (2005), and on dual labor markets, e.g., Bentolila et al. (2012). In a model without search frictions, but with imperfect information and optimal contracts, Albanesi and Olivetti (2009) study how firms' expectations about their male and female workers' home hours affect the gender pay gap. This literature, however, has not studied how labor market frictions and

¹In the analysis here, social norms do not play a role. Kim et al. (2024) study how parents' concerns for status externalities can lead to low fertility.

policy affect fertility decisions, which is our focus here. An exception is Erosa et al. (2010), who study parental policies in a search-and-matching model with fertility decisions. In a recent work, Almar et al. (2025) also examine the interactions between firms and women's careers, focusing on firms' promotion decisions in a model of perfectly competitive labor markets.

The current analysis is also related to recent empirical studies that highlight the cost of parental leave policies on firms. Ginja et al. (2023) find that these policies can be costly for firms, while Corekcioglu et al. (2018) show that they can force firms to shift to more flexible (part-time) employment to save costs. Finally, our focus on firms is also shared by Hotz et al. (2018), who, using Swedish data, build an index of workplace family friendliness and show that a more family-friendly workplace implies higher wages and labor income for women.

2 Model

2.1 Demographics and Fertility

Consider an economy populated by equal numbers of women and men, indexed by w and m . Time is discrete, and individuals potentially live forever, but in each period, they face a constant probability ρ^d of death. They discount the future at rate $\tilde{\rho}$, so the effective discount factor is $\rho = \tilde{\rho}(1 - \rho^d)$.

Women differ in their human capital level, or abilities, $a \in \mathcal{A} := \{\underline{a}, \dots, a_i, \dots, \bar{a}\}$, where $a_{i+1} - a_i = \Delta$ for all i , and in the number of children they have, $n \in \mathcal{N} = [0, 1, 2, 3, \dots]$. All men have the same level of human capital (normalized to one) and do not have children. Furthermore, as explained below, men and women search for jobs in the same labor market and can be employed or non-employed. Both women and men have linear preferences. Men only value consumption, while women get utility from having children, equal to $\gamma_e n$ when they are employed and $\gamma_u n$ when they are not.

Every period, women have the opportunity of having a new child with a probability $\sigma(n)$, and conditional on this opportunity, they decide whether to have another child. Having a newborn entails a one-time fixed cost, κ_n . Each period, children in the household become teenagers and leave the house with probability ρ^c , and

upon this event, women become childless again.

2.2 Jobs and Human Capital Accumulation

Workers hold either temporary (fixed-term) or permanent contracts. Men always start with permanent contracts, which last until termination. For women, a fraction χ_p of vacancies are posted as permanent; the rest as temporary. Each period, firms decide whether to convert a woman's temporary contract into a permanent one—a promotion. If they choose not to, conversion or dismissal may still occur with exogenous probability π^t , reflecting the limited duration of fixed-term contracts.

Firms can terminate both temporary and permanent jobs. While ending a temporary job is costless, firing a permanent worker incurs a red-tape cost f_p . Jobs can also end exogenously: with probabilities δ_w^t and δ_w^p for women, and δ_m^p for men in permanent jobs. Promoting a worker to a permanent position entails a cost, making it an implicit investment. Firms may still promote high-human-capital women due to search frictions, but may be less willing to do so if they expect productivity to decline due to childbearing. This trade-off would arise in any job ladder model with costly promotions.

Jobs can be flexible or non-flexible, indexed by $j \in \{0, 1\}$. When we map non-flexible jobs into data, we assume that jobs requiring long working hours are non-flexible. Non-flexible jobs, characterized by $j = 0$, result in lower human capital accumulation, as women face greater challenges in balancing work and family responsibilities in these types of jobs.

Each woman enters the labor market with an initial level of human capital, a_0 , drawn from a log-normal distribution, $\Gamma_w^0(a) = \log \mathcal{N}\left(-\frac{\alpha_a^2}{2}, \alpha_a\right)$. After the initial draw, women's human capital changes endogenously during employment. We assume employed women face a one-step jump forward in human capital with probability $\pi_w^e(j, n)$, which depends on the type of job and the number of children. The function $\Gamma_w^e(a'|a, j, n)$, denoting the next period's human capital, is parametrized as follows:

$$a' = \begin{cases} a + \Delta, & \text{with probability } \pi_w^e(j, n), \\ a, & \text{otherwise,} \end{cases}$$

where jump magnitude is independent of current ability level a and equal to a fixed predetermined value, $\Delta > 0$. It is assumed that the jump probability is lower for non-flexible jobs, i.e., $\pi_w^e(0, n) < \pi_w^e(1, n), \forall n$, and more so when a higher number of children is in the households, i.e., $\pi_w^e(0, n) < \pi_w^e(0, 0)$.

2.3 Labor Market Frictions

The labor market is subject to search and matching frictions. To hire workers, firms need to post vacancies, which costs κ_v . To find a job, workers need to search. The search is random, and only the non-employed can search. Let u be the measure of non-employed workers and v be the aggregate measure of job openings. The number of new contacts between workers and firms each period is equal to

$$m(u, v) = \eta \sqrt{uv},$$

where $\eta > 0$ governs the matching efficiency. This function implies a job contact rate for workers and a worker contact rate for firms equal to

$$\phi_u = \frac{m(u, v)}{v} = \eta \sqrt{\theta^{-1}}, \quad \text{and} \quad \phi_v = \frac{m(u, v)}{u} = \eta \sqrt{\theta},$$

where $\theta = v/u$ is the equilibrium labor market tightness.

Hence, men and women search in the same market and enter the same pool of non-employed individuals. Let $\psi_w^u(a, n)$ be the distribution of non-employed woman workers with characteristics (a, n) respectively and $\mu_w^u = \int \int \psi_w^u(a, n) da dn$ be the share of women who are non-employed. Similarly, let μ_m^u be the share of non-employed men. If a firm gets in contact with a worker, the worker will be a woman of type- (a, n) with probability $0.5\mu_w^u\psi_w^u(a, n)$, and a man with probability $0.5\mu_m^u$. Individuals who fail to form a match sustain themselves using a benefit, b_m and b_f .

2.4 Production

Output is produced by worker-firm pairs. Once firms and workers get in contact, they draw a productivity level z from $\Lambda(z)$, which is uniform over the unit interval, and decide whether to form a match. Each period, firms draw a new z from

$\Lambda(z)$, with probability φ_z . For women workers, a worker-firm pair also draws the flexibility of the job, with the share of type- j jobs given by χ_j . Given z , j , and the worker's characteristics, if there is a positive surplus, production takes place.

The output produced by a match between a firm and a man, y_m , is constant and equal to an aggregate shifter A , i.e.,

$$y_m = A.$$

Consider a woman with human capital a and n children matched with a type- j firm with productivity z . This match produces

$$y_w(z, a) = (1 - \omega_w) A z a,$$

where the parameter ω_w captures an exogenous gender gap. Finally, production requires a fixed cost of operation, differing between temporary and permanent contracts, and equal to κ^t and κ^p , respectively.

2.5 Wages

Wages are determined through a bargaining protocol à la Binmore et al. (1986) and Hall and Milgrom (2008), where permanent breakdowns are not credible—firms always resume talks. The only credible threat is temporary production loss from the delayed agreement, so bargaining splits the marginal flow surplus.

Bargaining problem for men. Let β be the workers' bargaining power. Then, the bargaining problem of a firm with a man implies the sharing rule

$$\beta[A - w_m] = (1 - \beta)[w_m - b_m],$$

which leads to the wage:

$$w_m = (1 - \beta)b_m + \beta A.$$

Bargaining problem for women. Consider the bargaining problem of a woman with skill a , and n children, matched under temporary contract with match pro-

ductivity z . The sharing rule is given by

$$\beta[(1 - \omega_g)Aza - w_w^t(z, a, n)] = (1 - \beta)[w_w^t(z, a, n) - (b_w + (\gamma_e - \gamma_u)n)].$$

The term $b_w + (\gamma_e - \gamma_u)n$ denotes the flow value of non-employment, which sums benefits b_w , and the net monetary utility of children, $(\gamma_e - \gamma_u)n$. This rule implies the following wage schedule:

$$w_w^t(z, a, n) = (1 - \beta)[b_w + (\gamma_u - \gamma_e)n] + \beta[(1 - \omega_w)Aza],$$

and the wage for a woman with a permanent contract would be the same, i.e., $w_w^p(z, a, n) = w_w^t(z, a, n)$. Notice that when $n = 0$, the wage schedule reduces to:

$$w_w^p(z, a, 0) = w_w^t(z, a, 0) = (1 - \beta)b_w + \beta(1 - \omega_w)Aza,$$

which is very similar to the wage schedule for males above.

2.6 Maternity Leave

Employed women are assumed to take maternity leave after childbearing. Maternity leave ends stochastically with probability ϱ and provides women ι fraction of their contracted wage, i.e., $w_w^l(z, a, n) = \iota w_w^t(z, a, n)$. During maternity leave, women do not work and enjoy utility from children as if they are not working, given by $\gamma_u n$. Their human capital stays intact.

2.7 Workweek Reduction

Women who are employed with a permanent contract and have children in the household are also entitled to a workweek reduction (WWR, henceforth). Under WWR, they work a reduced number of hours and are protected from being fired. Compared to women who are working full time, women in WWR enjoy a higher level of utility from children, given by $\gamma_e + \gamma_r$, where the second term is a utility bonus from being on WWR. On the other hand, their production is reduced by an

amount $1 - \omega_r \in (0, 1)$, i.e.,

$$y_w^r(z, a) = (1 - \omega_w)\omega_r Aza.$$

Because they work a reduced number of hours, women under workweek reduction receive a wage equal to

$$w_w^r(z, a, n) = \bar{\omega}_r w_w^p(z, a, n),$$

where $\bar{\omega}_r \in (0, 1)$ is a parameter governing the wage penalty from working reduced hours.

Note that if $\omega_r < \bar{\omega}_r$, the reduction in production associated with having a worker in WWR is higher than the reduction in her wage. This can capture additional coordination costs associated with having a worker with reduced hours, which are not reflected in lower wage payments. Finally, it is also assumed that women in WWR accumulate human capital at a lower rate, e.g., for a worker in job j with n children the probability of a human capital jump is given by $\bar{\omega}_r \pi_w^e(j, n)$. The production also requires a lower fixed cost of operation, given by $\bar{\omega}_r \kappa^p$.

2.8 Decisions by Firms

In the model, firms choose whom to hire, fire, and promote, anticipating the impact of these decisions on women's fertility and participation choices. Conversely, women decide whether to work and have children, considering how these choices affect their job prospects. In equilibrium, both sides' decisions align with their expectations. In this section, we describe the decisions of firms and delegate the decisions of workers to the Appendix.

Job value of having a woman worker under a temporary contract. We start by describing the value of a worker-firm pair with a temporary contract, illustrated in Figure 1. First, consider the value for the firm of being matched with a worker

without any children, $J_w^{e,t}(z, a, 0, j)$, given by,

$$\begin{aligned}
J_w^{e,t}(z, a, 0, j) &= y_w(z, a) - w_w^t(z, a, 0) - \kappa^t \\
&+ \rho(1 - \sigma(0)) \sum_{a' \in \mathcal{A}} \bar{J}_w^{e,t}(z, a', 0, j) \Gamma_w^e(a' | a, j, 0) \\
&+ \rho\sigma(0) \sum_{a' \in \mathcal{A}} (1 - \mathbf{1}_w^{n,t}(z, a', 0, j)) \bar{J}_w^{e,t}(z, a', 0, j) \Gamma_w^e(a' | a, j, 0) \\
&+ \rho\sigma(0) \sum_{a' \in \mathcal{A}} \mathbf{1}_w^{n,t}(z, a', 0, j) \bar{J}_w^{l,t}(z, a', 1, j) \Gamma_w^e(a' | a, j, 0).
\end{aligned}$$

The first line shows firm profits: output minus wages and fixed operating costs. If the worker has no fertility opportunity next period, the job's value is $\bar{J}_w^{e,t}(z, a', 0, j)$, where a' is the next period's human capital (second line). If a fertility opportunity arises, the value depends on the worker's decision, captured by the indicator $\mathbf{1}_w^{n,t}(z, a', 0, j)$, which is taken as given by the firm. If the worker opts not to have a child, the value remains as in the no-opportunity case (third line); if she chooses to have a child, she enters maternity leave, with value $\bar{J}_w^{l,t}(z, a', 1, j)$ (fourth line). Note that a' depends on job flexibility, j .

The job value of a woman worker with children for the firm, denoted by $J_w^{e,t}(z, a, n, j)$, is presented in the Appendix A. For women with children, there is an additional contingency that captures the possibility of their children becoming teenagers. Also, human capital accumulation depends on the number of children.

We can now define the start-of-the-period value functions that summarize what can happen to a firm that starts the next period with a particular worker. Let's start with $\bar{J}_w^{e,t}(z, a, n, j)$, the continuation value of being matched under a temporary contract with a woman who is not on maternity leave. It is given by

$$\bar{J}_w^{e,t}(z, a, n, j) = (1 - \delta_w^t)(1 - \mathbf{1}_w^{q,t}(z, a, n, j)) \max\{0, EJ_w^{e,t}(z, a, n, j)\}.$$

If the match is not destroyed exogenously, which happens with probability δ_w^t , and the worker decides not to quit, captured by indicator function $(1 - \mathbf{1}_w^{q,t}(z, a, n, j))$, the firm decides whether to keep the worker. The quit decision is again defined by the problem of a woman worker and taken as given by the firm. The value of

keeping the worker is given by

$$EJ_w^{e,t}(z, a, n, j) = \pi^t \max \left\{ 0, \sum_{z' \in \mathcal{Z}} J_w^{e,p}(z', a, n, j) \Lambda(z'|z) \right\} \\ + (1 - \pi^t) \max \left\{ \sum_{z' \in \mathcal{Z}} J_w^{e,p}(z', a, n, j) \Lambda(z'|z), \sum_{z' \in \mathcal{Z}} J_w^{e,t}(z', a, n, j) \Lambda(z'|z) \right\}.$$

With probability π^t , the firm is forced to decide whether to promote the worker or end the contract (the first line). Recall that firing a temporary contract does not imply any cost for the firm. If the firm is not forced to convert the contract to a permanent one (the second line), it can still choose to promote the worker if the value of having the worker with a permanent contract dominates the value of keeping her as a temporary worker.

The solution to the firm problem defines an indicator function for the firing of a temporary worker, given by,

$$\mathbf{1}_w^{f,t}(z, a, n, j) = \begin{cases} 1 & \text{if } EJ_w^{e,t}(z, a, n, j) < 0 \\ 0 & \text{otherwise} \end{cases}.$$

It also defines an indicator function for promotions from temporary to permanent contracts, defined as

$$\mathbf{1}_w^{p,t}(z, a, n, j) = \begin{cases} 1 & \text{if } \sum_{z' \in \mathcal{Z}} J_w^{e,p}(z', a, n, j) \Lambda(z'|z) \geq \sum_{z' \in \mathcal{Z}} J_w^{e,t}(z', a, n, j) \Lambda(z'|z) \\ 0 & \text{otherwise} \end{cases},$$

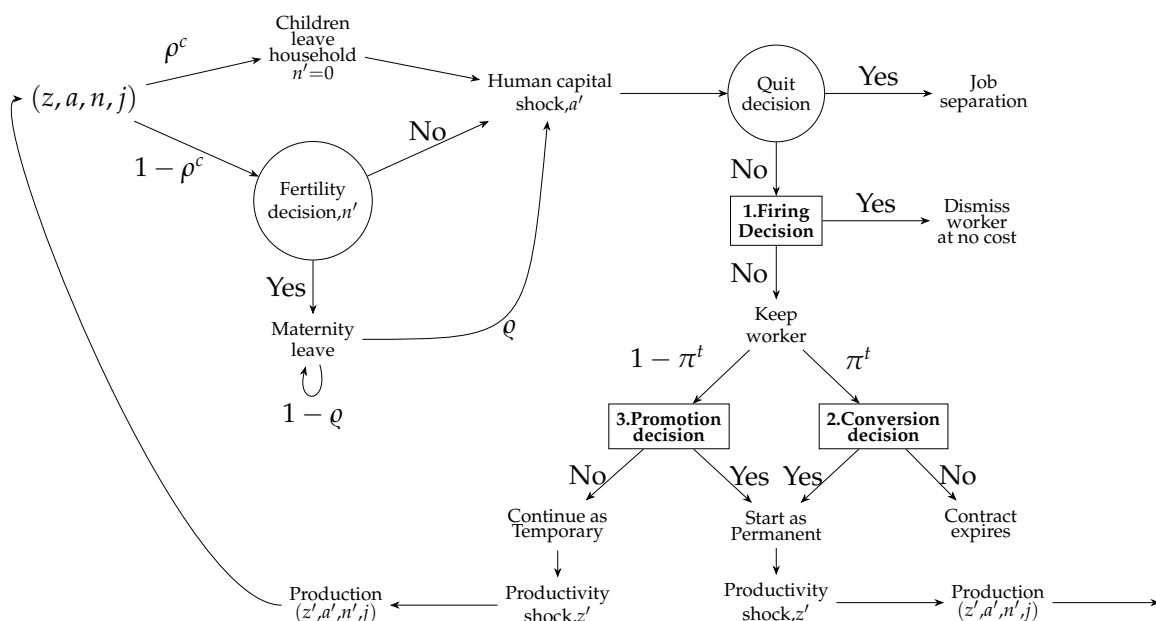
Finally, it implies an indicator function for contract conversion, given by,

$$\mathbf{1}_w^{c,t}(z, a, n, j) = \begin{cases} 1 & \sum_{z' \in \mathcal{Z}} J_w^{e,p}(z', a, n, j) \Lambda(z'|z) \geq 0 \\ 0 & \text{otherwise} \end{cases}.$$

Given $\bar{J}_w^{e,t}(z, a, n, j)$, the continuation value of having a worker with a temporary contract who is on maternity leave is given by

$$\bar{J}_w^{l,t}(z, a, n, j) = \rho[(1 - \varrho)\bar{J}_w^{l,t}(z, a, n, j) + \varrho\bar{J}_w^{e,t}(z, a, n, j)],$$

Figure 1: The problem of a firm under a temporary contract



NOTES: This figure describes the sequence of actions of a firm matched with a woman in a temporary contract.

where q is the probability that the worker stays on parental leave.

Job value of a match with a woman under a permanent contract. Next, we turn to the value of a worker-firm pair with a permanent contract, shown in Figure 2. The problem looks similar to the one faced in a temporary contract. One difference is that the firm has no promotion decision to make. The other difference is that women with a permanent contract have the option of being in WWR.

The values of an active job under permanent contracts in occupation j and productivity z , filled by a woman with skill a and with either 0 or $n > 0$ children, denoted

by $J_w^{e,p}(z, a, 0, j)$ and $J_w^{e,p}(z, a, n, j)$, are equal respectively to:

$$\begin{aligned} J_w^{e,p}(z, a, 0, j) &= y_w(z, a) - w_w^p(z, a, 0) - \kappa^p \\ &\quad + \rho(1 - \sigma(0)) \sum_{a' \in \mathcal{A}} \bar{J}_w^{e,p}(z, a', 0, j) \Gamma_w^e(a' | a, j, 0) \\ &\quad + \rho\sigma(0) \sum_{a' \in \mathcal{A}} (1 - \mathbf{1}_w^{n,p}(z, a', 0, j)) \bar{J}_w^{e,p}(z, a', 0, j) \Gamma_w^e(a' | a, j, 0) + \\ &\quad + \rho\sigma(0) \sum_{a' \in \mathcal{A}} \mathbf{1}_w^{n,p}(z, a', 0, j) \bar{J}_w^{l,p}(z, a', 1, j) \Gamma_w^e(a' | a, j, 0), \end{aligned}$$

and

$$\begin{aligned} J_w^{e,p}(z, a, n, j) &= y_w(z, a) - w_w^p(z, a, n) - \kappa^p \\ &\quad + \rho\rho^c \sum_{a' \in \mathcal{A}} \bar{J}_w^{e,p}(z, a', 0, j) \Gamma_w^e(a' | a, j, 0) \\ &\quad + \rho(1 - \rho^c)(1 - \sigma(n)) \sum_{a' \in \mathcal{A}} \bar{J}_w^{e,o}(z, a', n, j) \Gamma_w^e(a' | a, j, n) \\ &\quad + \rho(1 - \rho^c)\sigma(n) \sum_{a' \in \mathcal{A}} (1 - \mathbf{1}_w^{n,p}(z, a', n, j)) \bar{J}_w^{e,o}(z, a', n, j) \Gamma_w^e(a' | a, j, n) \\ &\quad + \rho(1 - \rho^c)\sigma(n) \sum_{a' \in \mathcal{A}} \mathbf{1}_w^{n,p}(z, a', n, j) \bar{J}_w^{l,p}(z, a', n + 1, j) \Gamma_w^e(a' | a, j, n). \end{aligned}$$

The value function for a worker without children under a permanent contract resembles that of a childless worker under a temporary contract. For women with children, however, there is an important difference between temporary and permanent contracts, as those with a permanent contract have the option to work under workweek reduction, captured by $\bar{J}_w^{e,o}(z, a, n, j)$ term above.

We can again define different continuation values. The $\bar{J}_w^{l,p}(z, a, n, j)$ term is the continuation value of being matched under a permanent contract with a woman on maternity leave, given by,

$$\bar{J}_w^{l,p}(z, a, n, j) = \rho[(1 - \varrho) \bar{J}_w^{l,p}(z, a, n, j) + \varrho \bar{J}_w^{e,o}(z, a, n, j)]$$

The function $\bar{J}_w^{e,p}(z, a, 0, j)$ is the continuation value of a job under permanent contract filled by a woman who is not on maternity leave and does not have the option

of taking a workweek reduction, which is equal to:

$$\bar{J}_w^{e,p}(z, a, 0, j) = (1 - \delta_w^p)(1 - \mathbf{1}_w^{q,p}(z, a, 0, j)) \max\{-f_p, EJ_w^{e,p}(z, a, 0, j)\}$$

where δ_w^p is the exogenous probability of separation from a permanent contract, f_p is the firing cost of a permanent worker, paid by the firm, and

$$EJ_w^{e,p}(z, a, 0, j) = \sum_{z' \in \mathcal{Z}} J_w^{e,p}(z', a, 0, j) \Lambda(z'|z).$$

The function $\bar{J}_w^{e,o}(z, a, n, j)$ is the continuation value of a job under a permanent contract, filled by a woman who has the option of choosing reduced work time, equal to:

$$\begin{aligned} \bar{J}_w^{e,o}(z, a, n, j) = & (1 - \delta_w^p)(1 - \mathbf{1}_w^{q,p}(z, a, n, j))(1 - \mathbf{1}_w^{r,p}(z, a, n, j)) \max\{-f_p, EJ_w^{e,p}(z, a, n, j)\} \\ & + (1 - \delta_w^p)(1 - \mathbf{1}_w^{q,p}(z, a, n, j)) \mathbf{1}_w^{r,p}(z, a, n, j) EJ_w^{r,p}(z, a, n, j) \end{aligned}$$

where

$$EJ_w^{r,p}(z, a, n, j) = \sum_{z' \in \mathcal{Z}} J_w^{r,p}(z', a, n, j) \Lambda(z'|z),$$

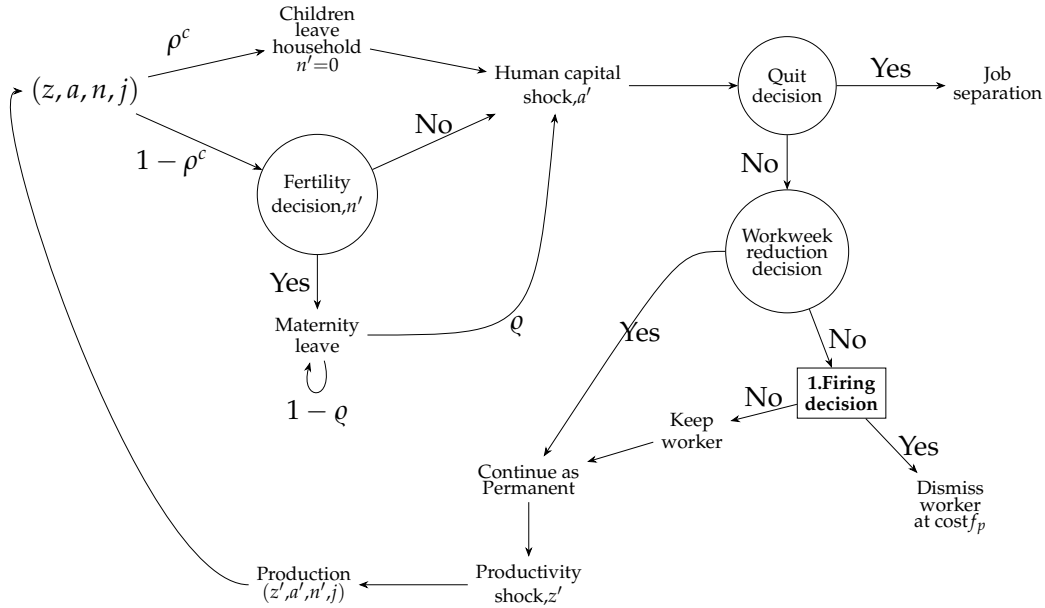
where $J_w^{r,p}(z, a, n, j)$ is the value of a job filled by a woman working reduced hours under a permanent contract (defined in Appendix A). Note that the continuation values for the firm depend on decisions by women, who might quit, indicated by $\mathbf{1}_w^{q,p}(z, a, n, j)$, and if they continue to work, might decide to choose workweek reduction, indicated by $\mathbf{1}_w^{r,p}(z, a, n, j)$.

A solution to this problem is an indicator function for the firing of a permanent contract job, defined as

$$\mathbf{1}_w^{f,p}(z, a, n, j) = \begin{cases} 1 & \text{if } EJ_w^{e,p}(z, a, n, j) < -f_p, \\ 0 & \text{otherwise.} \end{cases}$$

Job value of a match with a man. For men, all jobs are permanent, and their human capital is normalized to 1 and is constant. Then, the job value of a match

Figure 2: The problem of a firm under a permanent contract



NOTES: This figure describes the sequence of actions of a firm matched with a woman in a permanent contract.

with a man is equal to

$$J_m^e = y_m - w_m - \kappa^p + \rho(1 - \delta_m)J_m^e.$$

Value of a vacant job. Finally, the value of creating a vacancy for a firm, denoted by J^v , is equal to

$$J^v = -\kappa_v + \phi_v E J^v,$$

with

$$\begin{aligned} E J^v &= 0.5 \mu_u^w (1 - \chi_p) \sum_{a \in \mathcal{A}} \sum_{z \in \mathcal{Z}} \sum_{j \in \{0,1\}} \chi_j \mathbf{1}_w^{u,t}(z, a, n, j) \max\{0, J_w^{e,t}(z, a, n, j)\} \psi_u^w(a, n) \Lambda(z) \\ &+ 0.5 \mu_u^w \chi_p \sum_{a \in \mathcal{A}} \sum_{z \in \mathcal{Z}} \sum_{j \in \{0,1\}} \chi_j \mathbf{1}_w^{u,p}(z, a, n, j) \max\{0, J_w^{e,p}(z, a, n, j)\} \psi_u^w(a, n) \Lambda(z) \\ &+ 0.5 \mu_u^m \mathbf{1}_m^u \max\{0, J_m^e\}, \end{aligned}$$

where J_m^e and $J_w^{e,t}(z, a, n, j)$ are the values of filling a vacancy with a man and a woman, while μ_m^u and μ_w^u are the share of men and women who are non-employed in the economy, which are endogenous objects that reflect workers decisions. A solution to this problem is a hiring indicator into temporary and permanent jobs for women, given by $\mathbf{1}_w^{h,t}(z, a, n, j)$ and $\mathbf{1}_w^{h,p}(z, a, n, j)$, and a hiring indicator given by $\mathbf{1}_m^h$. In Appendix A, we report values and policy functions for employed and non-employed women and men, we define the equilibrium, and describe the numerical algorithm used to solve the model.

3 Data

3.1 Spanish Social Security Records

The quantitative analysis uses data from the 2005–2015 Continuous Sample of Working Lives with Fiscal Data (Muestra Continua de Vidas Laborales con Datos Fiscales, MCVL). The MCVL is a 4% random sample of individuals registered with the Spanish Social Security system in a given year. For each reference year, it tracks individuals' social security histories back to their first job or 1980 for older cohorts. Using multiple reference years expands the sample beyond 4% of the workforce. Individuals appear in the data if they are employed or receiving unemployment benefits. The unit of observation is a labor market spell—either a job with a specific contract or a period of unemployment—defined by start date, end date, and employer identifier.

For each spell, we observe the basic demographic characteristics of the worker, such as age and gender, as well as job-related features like contract type (temporary vs. permanent), industry, and occupational skill level. The data also reports an indicator for part-time vs. full-time contracts and a part-time coefficient that measures working hours as a fraction of full-time hours in the same firm. The MCVL is matched with the Municipal Registry of Individuals (Padrón), which provides basic demographic information for all individuals living in the household of the MCVL reference person, including gender, education, and date of birth. Marital status, number of children, and new births are inferred from the age and gender of

household members.²

All MCVL waves from 2005 to 2015 are used to construct a quarterly panel spanning from 1996 (or the worker's first employment) to 2006. Data before 1996 is excluded due to unreliable classification of temporary and permanent contracts. As detailed below, the sample ends in 2006 to capture the effects of a family-friendly policy introduced in Spain in 1999. In each quarter, employed workers are assigned to a job (or contract), and we observe their quarterly and daily earnings, with the latter calculated by dividing quarterly earnings by the number of days worked. The construction of the quarterly panel and job assignment follows Guner et al. (2024). Additional details are provided in Appendix B.

Table B.1 in Appendix B.4 reports descriptive statistics for key variables. The sample includes Spanish-born workers aged 25–44 with non-missing earnings and industry information, who are continuously employed within a quarter. Women make up 42% of all individual-quarter observations. About 23% hold a college degree, and 42% have a spouse in the household. On average, workers have 1.01 children aged 0–18, with 40% being childless. In terms of labor market outcomes, 89% of observations correspond to full-time jobs. Labor market duality is notable, with over 30% of jobs being temporary. Workers have, on average, 8.6 years of experience and 4.3 years of tenure in their current job.³ The number of jobs in a quarter is close to one as about 95% of workers in the sample hold a single job in a given quarter. Finally, average daily earnings are around 60 euros, which amounts to around 5,500 euros of quarterly earnings.

3.2 Flexible and non-flexible Jobs

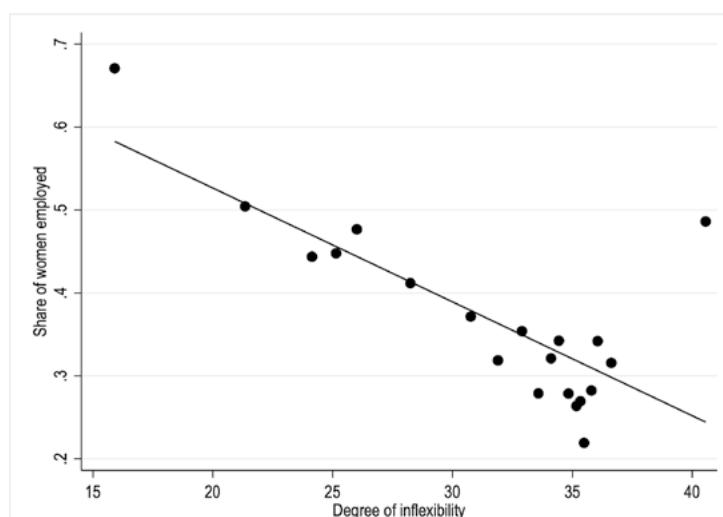
For the quantitative analysis, non-flexible jobs are defined as those involving long hours, which hinder women's ability to balance household responsibilities. Following Cortes and Pan (2017), we define "overwork" as working more than 50 hours per week and classify industries as non-flexible if a high share of men exceeds this threshold. Using the 2010 American Community Survey (ACS), we cal-

²As a result, marriage implies living in the same household and includes also those cohabiting.

³Although the panel begins in 1996, the MCVL includes employment histories prior to that year, allowing for the construction of experience and tenure variables.

culate the share of men working over 50 hours in each Standard Occupational Classification (SOC) occupation. Then, we aggregate these to the industry level using occupational employment shares and map U.S. industry codes (NAICS) to Spain's CNAE-2009 codes to merge with the MCVL dataset.

Figure 3: Non-flexible jobs and women's employment



NOTES: The figure reports women's employment as a share of total employment across sectors with different degrees of inflexibility. The sample refers to native workers with non-missing wages and sector information, age 25-44 y.o., continuously employed in the quarter of reference. SOURCE: MCVL 2000-2006.

Figure 3 shows a strong negative relationship between job inflexibility—measured by the share of men working over 50 hours—and female employment across Spanish industries. Each dot represents a 5-percentile bin by inflexibility. Women make up over 50% of workers in flexible sectors like education, but under 20% in non-flexible ones such as printing (see Appendix B). For the analysis, jobs are classified as flexible if the industry's share of men working over 50 hours per week is below the median; 56% of observations fall into this category (Table B.1).

Non-flexible jobs hinder women's human capital accumulation, as reflected in slower wage growth. Table 1 shows the change in daily wages between consecutive quarters for women in flexible versus non-flexible jobs. Overall, women experience an average quarterly wage growth of 1.67%. However, those in non-flexible jobs experience wage growth that is about 0.7 percentage points lower compared to those in flexible jobs. Furthermore, the penalty is more pronounced for mothers:

it is only 0.65 percentage points for women without children, and the penalty rises to 1.15 percentage points for those with two or more children.

Table 1: Wage growth penalty of women in non-flexible jobs

	All women	Childless	With children	
	(1)	(2)	1 child	≥2 children
	(3)	(4)		
Non-flexible job	-0.0071*** (0.0012)	-0.0065*** (0.002)	-0.0083** (0.003)	-0.0115*** (0.004)
Constant	0.0198*** (0.0006)	0.0234*** (0.001)	0.0153*** (0.002)	0.0158*** (0.002)
N.Obs.	2073522	1194413	522677	352641
R-squared	0.12	0.13	0.13	0.11

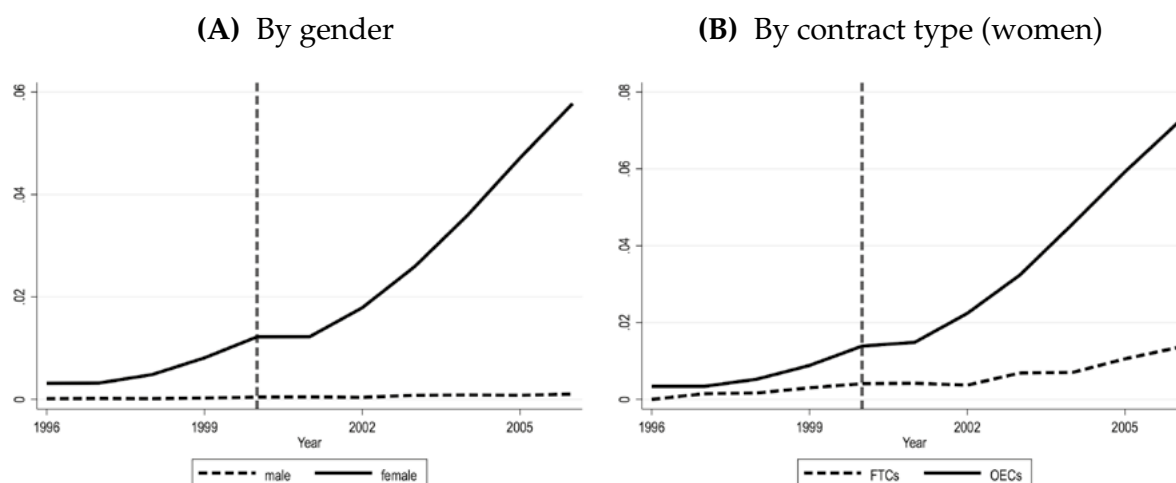
NOTES: The sample refers to native women with non-missing wages and sector, age 25-44 y.o., continuously employed in the quarter of reference. The outcome variable is the daily wage growth between two consecutive quarters. The independent variable is a dummy taking the value 1 if a woman is employed in a non-flexible job in the initial quarter. Standard errors are robust. For each column, estimates are obtained controlling for individual FEs, year and quarter FEs, and dummies for age, experience in the labor market, occupational skill groups, having a full-time job, having multiple jobs, and having a spouse in the household. *** $p < 0.01$, ** $p < 0.05$, * $p < 0.1$. SOURCE: MCVL 2000-2006.

3.3 Family Reconciliation Act and Workweek Reduction

On November 5, 1999, the Spanish Congress passed the Law to Promote the Reconciliation of Work and Family Life (Law 39/1999). This law granted parents with children under age 6 the right to request a reduced workweek—between one-third and one-half of full-time hours—without risk of dismissal. The key innovation was the introduction of job protection in the period of workweek reduction (WWR). Before 1999, parents could reduce their hours but lacked protection from dismissal. The age limit for eligible children was later raised to 8 in 2007 and 12 in 2012. After the 2008 Great Recession, WWR participation increased sharply as many parents sought added job security. Our quantitative analysis focuses on data until 2006, which corresponds to the initial phase of the policy.

Figure 4 shows the share of workers using workweek reduction (WWR) by gender (left) and contract type (right) before and after the 1999 Family Reconciliation Act. WWR users are defined as full-time workers with children under 6 who reduce hours to between 1/2 and 2/3 of full-time. Between 2000 and 2006, women on WWR averaged 63% of full-time hours, as a majority chose a 2/3 reduction in

Figure 4: Workweek Reduction Take-Up



NOTES: This figure reports the share of workers in WWR over time, by gender (panel A) and by contract type (Panel B). The vertical dashed line refers to the year Law 39/1999 was approved. The sample refers to native individuals with non-missing wages and sector, age 25-44 y.o., continuously employed in the quarter of reference. SOURCE: MCVL 1996-2006.

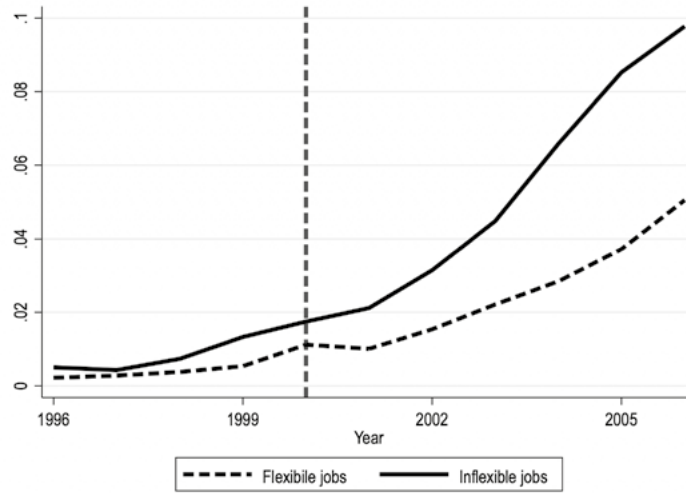
hours and earned 76% of full-time wages. Males' WWR take-up remained near zero, while the share of women using WWR rose from under 1% in 1996 to about 6% in 2006 (Panel A). Job protection provided under WWR primarily affects permanent (or open-ended) contracts, as protection for temporary (or fixed-term) contracts is limited by their typically short duration. As a result, the entire increase in the number of women in WWR during this period was driven by those employed under permanent contracts (Panel B).

3.4 Workweek Reduction and Women's Careers

How does the availability of reduced working hours provided by the 1999 policy affect women's careers? In this section, we highlight two facts that later help us to discipline the quantitative analysis.

First, women in non-flexible jobs are more likely to take WWR, as the flexibility offered by WWR is more valuable for them. Figure 5 reports the share of women employed with permanent contracts who were in WWR over time, separately for flexible and non-flexible jobs. By the end of our sample in 2006, the share of women who were on WWR was about 6.6%. The share was much higher, about 10%, for women who work in non-flexible jobs. As we have already indicated, the share of

Figure 5: WWR take-up, by job flexibility



NOTES: This figure reports the share of women employed with a permanent contract who are in WWR, separately by job flexibility. The sample refers to native workers with non-missing wages and sector information, aged 25-44 years, who were continuously employed in the reference quarter. Flexible (non-flexible) jobs refer to jobs in sectors with a measure of inflexibility below (above) the median value. SOURCE: MCVL 1996-2006.

women in WWR was much lower, only about 0.5% before the 1999 Reform, and there was no significant difference in take-up by job flexibility.

Second, the 1999 Reform reduced the promotion of women from temporary to permanent contracts. As shown in Figure 4A, women in permanent contracts are more likely to be on WWR, which is costly for firms. As a result, firms reacted to the policy by lowering promotions. To show this, we follow Fernández-Kranz and Rodríguez-Planas (2021) and estimate the following empirical specification:

$$y_{it} = \alpha_0 + \alpha_1 \text{post-1999}_t \times \text{female}_i + \alpha_2 X_{it} + \mu_i + \mu_t + \epsilon_{it}, \quad (1)$$

where y_{it} is an indicator for contract conversion (from temporary to permanent) between quarter t and $t + 1$, the variable post-1999_t is a dummy taking value 1 for every period starting 2000 and 0 otherwise, female_i is a gender dummy for women, the terms μ_i and μ_t denote individual and time-fixed effects, in the form of dummies for years and quarters, while X_{it} is a vector of controls, including dummies for age, experience in the labor market, occupational skill groups, having

a full-time job, having multiple jobs, and having a spouse in the household.

Table 2: Contract conversion

	(1)	(2)	(3)	(4)
post-1999 _t × female _i	-0.0045*** (0.001)	-0.0122*** (0.001)	-0.0120*** (0.001)	-0.0141*** (0.002)
N.Obs	2296771	1266785	1787809	983173
R-squared	0.18	0.21	0.20	0.23
Individual FE	✓	✓	✓	✓
Time FE	✓	✓	✓	✓
Controls			✓	✓
Within-firm		✓		✓

NOTES: The sample refers to native individuals with non-missing wages and sector, age 25-44 y.o., continuously employed in the quarter of reference. Each regression includes individual and time FEs. Controls include dummies for age, labor market experience, 3-digit sectors, occupational skill groups, full-time employment, multiple job holding, and having a spouse in the household. Standard errors are robust. *** p<0.01, ** p<0.05, * p<0.1. SOURCE: MCVL 1996-2006.

Table 2 presents regression results for different specifications of equation (1). Columns 1 and 3 include all contract conversions in two consecutive quarters. Columns 2 and 4 restrict the focus on contract conversion within the same firm. The results show that, relative to men, women experienced a significant decline in the likelihood of being promoted from a fixed-term to an open-ended contract, following the 1999 reform. Using the estimates from column (3), the quarterly promotion rate for women is 1.2 percentage points lower in the post-reform period. This represents a substantial drop, considering that the average quarterly promotion rate for women from temporary to permanent contracts was approximately 5.7% between 2000 and 2006.

To summarize, the take-up of workweek reduction increased significantly following the 1999 Family Reconciliation Act, and it did so almost entirely among women with permanent contracts employed in non-flexible jobs. At the same time, the likelihood of promotions from temporary to permanent contracts declined for women relative to men. In the next section, we employ this empirical evidence to discipline our quantitative model.

4 Benchmark Economy

The model is estimated using the Simulated Method of Moments, targeting data from the Spanish economy for the 2000–2006 period. Each model period corresponds to one month. A subset of parameters is set externally based on data or literature, while the remaining are estimated to match selected moments.

Table C.1 in Appendix C reports the parameters calibrated outside the model. The discount factor ρ implies an annual return of 4%. The survival probability ensures that workers remain in the economy for an average of 20 years, corresponding to ages 25 to 44. The monthly probability of a child becoming a teenager is set at 1.39%, so children remain in the household for about 6 years—the threshold for parental eligibility under WWR. Workers’ bargaining power is fixed at 0.5, as in Pissarides (2009). Net unemployment benefits for men and women are €122.68 and €107.88 per month, respectively, based on EU-SILC data. These values represent the monthly gross unemployment income for individuals aged 25–44.⁴ The wage penalty from WWR is derived from MCVL and corresponds to the observed daily wage of women in WWR relative to the average full-time wage, about 76%. Lastly, in accordance with Spanish legislation, we assume that women are entitled to four months of paid maternity leave at 90% of their contracted wage.⁵

4.1 Moments

There are 32 parameters to be estimated. These include: women’s utility from children across labor market states (employed, non-employed, WWR); firing costs for permanent contracts; firm operating costs for employing temporary and permanent workers; parameters governing women’s human capital accumulation; pro-

⁴EU Statistics on Income and Living Conditions (EU-SILC) provides harmonized cross-sectional and longitudinal data on income, poverty, social exclusion, and living conditions across EU countries. It allows us to estimate effective unemployment benefits, including those who receive no payments, unlike MCVL, which only includes recipients. The reported values are averages for 2004–2012.

⁵All female employees (and self-employed) with 180 days of contributions in the 7 years immediately preceding the birth of the child or 360 days of contributions across the whole working life are eligible for paid maternity leave. Eligible women in 2006 were entitled to 100% of earnings up to a ceiling of 3074 euros per month. This corresponds to a full-rate equivalent paid replacement of 90% (Source: OECD (2024)).

duction penalty from WWR; initial fertility status at model entry (age 25); fertility opportunities by the number of existing children; and parameters related to labor market flows—such as the efficiency of the matching function, vacancy posting costs, and exogenous job destruction rates.

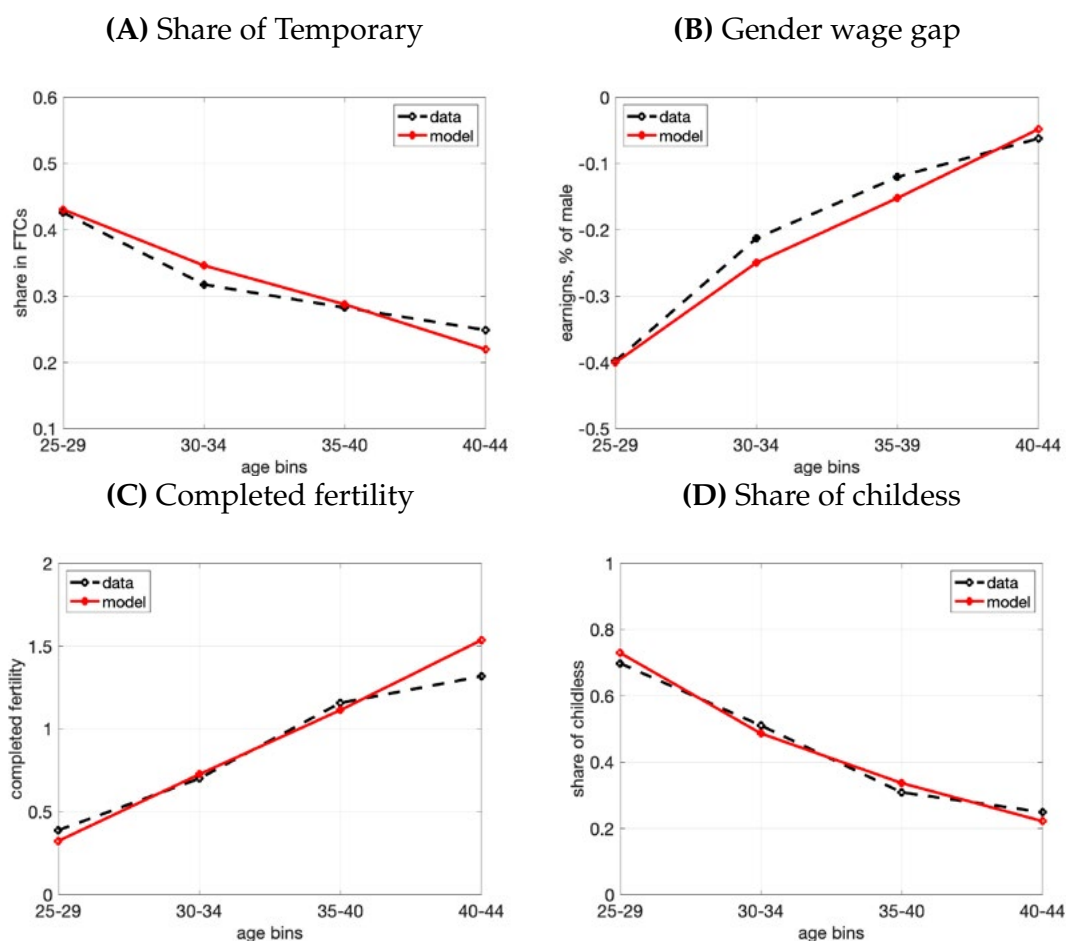
We estimate these parameters using 46 worker-level targets. The first set captures life-cycle patterns in employment, the gender wage gap, and fertility. We report them in Figure 6. Panel A shows that over 40% of women aged 25–29 have temporary contracts. This share declines gradually with age but remains above 20% at 40–44. Panel B shows the gender wage gap starting around 40%, narrowing steadily as women accumulate human capital, and nearly disappearing by 40–44. The model replicates these trends well. Panels C and D of Figure 6 illustrate fertility patterns. At 25–29, nearly 80% of women are childless, a percentage that declines over time; however, over 20% remain childless by 40–44. Completed fertility rises slowly, reaching about 1.5 children by age 45, as most mothers have only one child.

Additional moments are listed in Table 3. The first group of moments covers male labor market outcomes. In the data, around 29% of men between ages 25 and 44 are non-employed, and each quarter, about 11% of them find a job and move from non-employment to employment. The quarterly log wages of men are around 7.6 (2000 euros).⁶ The next group focuses on women: on average, 33% hold temporary contracts and about 60% work in flexible jobs. Among those with permanent contracts, about 6% choose WWR (Figure 5). The WWR share is twice as high among those in non-flexible jobs.

The model also captures key labor market transitions for women. Each quarter, about 20% of women with temporary contracts become unemployed. The promotion rate from temporary to permanent contracts is low, around 6%, but once in a permanent job, women tend to remain employed with such contracts. We also target the 10% quarterly transition rate from WWR to non-employment. Finally, we match the effect of WWR on promotions: as Table 2 shows, WWR reduced

⁶As the MCVL does not provide information on individuals who are out of the labor, the non-employment rate is calculated using the 2000-2004 Spanish Labor Force Survey (LFS), which constitutes the Spanish part of Labor Force Statistics of the OECD. The LFS has a sample of about 60,000 households and provides detailed labor market information on all individuals older than 16 in each household.

Figure 6: Model vs Data



NOTES: This figure displays selected targeted life-cycle moments: the share of women employed with temporary contracts (panel A), the gender wage gap (panel B), completed fertility for working women (panel C), and the share of childless working women (panel D). The black lines refer to data. The red lines refer to model counterparts.

women's promotion rates relative to men by over 1.2%. The model replicates this difference-in-differences effect in simulated data.

The next set of moments captures wage levels and growth. Women start at wages about 40% below males' average, but those who stay employed see quarterly wage growth of 1.6%, and the wage gap closes (Panel B in Figure 6). Wage growth is lower for women in non-flexible jobs ($j = 0$), especially for those with children (Table 1). The model replicates these wage dynamics.

The final set of moments describes fertility distributions at ages 25 and 45. The model matches the share of childless women at age 25 (about 75%) and age 45

(about 20%). By 45, around 30% of women have one child, and another 30% have two.

Table 3: Model vs Data

Moment	Data	Model	Moment	Data	Model
Men			Women		
Non-employment rate	0.2872	0.2872	<i>Earnings</i>		
Non-employ. to employ., quarterly rate	0.1095	0.1095	Avg. wage (log), quarterly	7.3809	7.3099
Avg. wage (log), quarterly	7.6030	7.6030	Quarterly wage at 25 y.o., relative to average	-0.2719	-0.2922
Women			Avg. wage growth, quarterly	0.0164	0.0160
<i>Labor market</i>			Avg. wage growth flexible job, quarterly	0.0198	0.0189
Emp. in temporary	0.3300	0.3313	Wage growth penalty, average ($j = 0$)	-0.0071	-0.0070
Emp. in flexible jobs	0.6083	0.5834	Wage growth penalty, childless ($j = 0, n = 0$)	-0.0065	-0.0062
Emp. in WWR, within perm.	0.0660	0.0622	Wage growth penalty, 1 child ($j = 0, n = 1$)	-0.0083	-0.0083
Emp. in WWR and flexible, within perm.	0.0442	0.0464	Wage growth penalty, ≥ 2 children ($j = 0, n \geq 2$)	-0.0115	-0.0113
Emp. in WWR and non-flexible, within perm.	0.0918	0.0848	<i>Fertility</i>		
<i>Transition rates, quarterly</i>			Childless women at 25 y.o.	0.8327	0.7892
Temp. to Non-employ.	0.2010	0.1915	Women with 1 child at 25 y.o.	0.1387	0.1900
Temp. to Perm.	0.0573	0.0696	Women with 2 children at 25 y.o.	0.0235	0.0185
Perm. to Non-employ.	0.0845	0.0884	Women with 3 children at 25 y.o.	0.0039	0.0023
Perm. to Perm.	0.9116	0.9053	Childless women at 45 y.o.	0.2164	0.2222
WWR to Non-employ.	0.1061	0.1004	Women with 1 child at 45 y.o.	0.2755	0.3121
Decline in promotion rates with WWR	-0.012	-0.012	Women with 2 children at 45 y.o.	0.3526	0.2606
			Women with 3 children at 45 y.o.	0.1233	0.1388

NOTES: This table reports selected targeted moments and their model counterparts.

4.2 Estimated Parameters

Table 4 reports the estimated parameters. While no exact mapping exists between parameters and moments, some moments play a relatively more important role in identifying some parameters. The aggregate shifter, A , is chosen to match the average quarterly (log) wage of employed men, while exogenous job separation for men, δ_m , and the aggregate matching efficiency, η , map into the non-employment rate of men and their quarterly non-employment to employment transition rate.

The exogenous gender wage penalty, ω_w , is identified using the average quarterly (log) wage of employed women. We estimate $\omega_w = 0.163$, meaning that approximately one-half of the observed gender wage gap is attributed to an exogenous factor outside the model. The production penalty associated with WWR, ω_r , is estimated at 0.557, implying that women in WWR produce 55.7% of the output of a full-time worker. This penalty exceeds the wage reduction of 24% tied to WWR, which helps match the observed 1.2 percentage points decline in quarterly conversion rate from temporary to permanent contract after the introduction of the

Family Reconciliation Act (column 3, Table 2).

Human capital parameters are identified from earnings dynamics. The parameter α_a governs the distribution of human capital at labor market entry and is chosen to match average quarterly earnings at age 25, relative to the overall average for women. Differences in earnings growth by job type and parental status are captured through job- and child-specific probabilities of human capital accumulation. For women in flexible jobs, the probability of a human capital jump is estimated at $\pi_w^e(j = 1) = 11.4\%$. In non-flexible jobs, the probabilities are lower: $\pi_w^e(j = 0, n = 0) = 6.7\%$ for childless women, $\pi_w^e(j = 0, n = 1) = 5.1\%$ for mothers with one child, and $\pi_w^e(j = 0, n \geq 2) = 2.6\%$ for mothers with two or more children.

Table 4: Estimated parameters

Parameter	Description	Value	Parameter	Description	Value
<i>Aggregate</i>			<i>Labor market</i>		
A	Aggregate shifter	3606.2	$\chi_{j=1}$	Share of flexible jobs posted	0.5528
δ_m	Exogenous separation, men	0.0365	χ_p	Share of perm. jobs posted	0.5809
η	Matching efficiency	0.0907	π^t	Forced conversion, temp. to perm.	0.0183
<i>Wage/production penalties</i>			δ_w^t	Exogenous separation, temp., women	0.0445
ω_w	Gender wage penalty	0.1633	δ_w^p	Exogenous separation, perm., women	0.0234
ω_r	WWR production penalty	0.5568	δ_w^r	Exogenous separation, WWR, women	0.0282
<i>Human capital</i>			<i>Preferences</i>		
α_a	Initial dist. human capital (HC)	0.6588	γ_u	Value of children if unemployed (euros)	811.87
$\pi_w^e(j = 1)$	HC jump, flexible jobs	0.1137	γ_e	Value of children if employed (euros)	187.89
$\pi_w^e(j = 0, n = 0)$	HC jump, non-flexible job & childless	0.0671	γ_r	Extra value of children, WWR (euros)	406.57
$\pi_w^e(j = 0, n = 1)$	HC jump, non-flexible job with 1 child	0.0511	<i>Fertility</i>		
$\pi_w^e(j = 0, n \geq 2)$	HC jump, non-flexible job with ≥ 2 children	0.0256	$\Theta(n = 0)$	Childless women at 25 y.o.	0.8327
<i>Productivity and costs</i>			$\Theta(n = 1)$	Women with 1 child at 25 y.o.	0.1387
φ_z	Productivity persistency	0.5818	$\Theta(n = 2)$	Women with 2 children at 25 y.o.	0.0235
κ^t	Cost of operating, temp. (euros)	216.24	$\Theta(n = 3)$	Women with 3 children at 25 y.o.	0.0039
κ^p	Cost of operating, perm. (euros)	599.96	$\sigma(n = 0)$	Fertility opportunity, childless	0.0140
κ_v	Cost of posting vacancy (euros)	1419.5	$\sigma(n = 1)$	Fertility opportunity, 1 child	0.0163
c^f	Firing costs, perm. (euros)	22065	$\sigma(n = 2)$	Fertility opportunity, 2 children	0.0082
			$\sigma(n = 3)$	Fertility opportunity, 3 children	0.0008
			κ_n	Fixed cost of newborns (euros)	33114

NOTES: This table reports the list of parameters estimated using SMM, their description, and estimates.

Per-period operating costs are estimated at approximately €216 for temporary jobs and €600 for permanent ones. The higher cost for permanent jobs helps match the low observed quarterly promotion rate of about 6%. We also estimate a substantial firing cost exceeding €20,000. Because permanent positions are more expensive, firms tend to promote women with higher human capital. Once promoted, these jobs offer greater stability; the exogenous separation rate is higher for permanent than temporary contracts. When a new worker and a firm match, around 55% of

matches have a flexible job. However, flexible jobs account for nearly 60% of total employment, as women are more likely to reject non-flexible jobs due to lower wage growth. Roughly 42% of all matches have a temporary contract, closely aligning with the share of women aged 25–29 in temporary contracts (Panel A, Figure 6). This share declines with age, as women who remain in the workforce and build human capital become more selective, avoiding temporary jobs that lack stability and WWR benefits. In the model, firms either convert temporary contracts to permanent or terminate them after an average of 4.5 years, closely reflecting regulations at the time, which capped temporary contracts at 4 years.

The final set of parameters relates to fertility decisions. Mothers derive over four times more utility from children when not employed. A non-working mother receives a monthly utility of approximately $\gamma_u = 812$ euros, compared to $\gamma_e = 188$ euros for a working mother. WWR provides an additional utility gain of about $\gamma_r = 406$ euros, making it an appealing option despite the lower wages associated with WWR. The distribution of women by number of children at age 25, $\Theta(n)$, is calibrated to match observed parities at age 25 in the data. A childless woman has a 1.4% monthly probability of a fertility opportunity. This probability increases slightly for women with one child and then declines significantly thereafter. These values allow the model to match fertility patterns over the life cycle (Panels C and D in Figure 6). Finally, we estimate a one-time cost of having a child at around 33,000 euros.

4.3 Workweek Reductions as a Family-Friendly Policy

The calibration strategy exploits the decline in promotions associated with the introduction of WWR policies. In the data, the 1999 Law to Promote the Reconciliation of Work and Family, which introduced job protection for women who choose to work reduced hours, resulted in a significant decline in promotions from temporary to permanent contracts (Table 2). To replicate the effect of this policy in the model, we compare the benchmark economy with a counterfactual world that allows firms to dismiss women in WWR at a cost equal to the estimated firing costs for permanent contracts, f_p .

Table 5 compares a counterfactual scenario without WWR, i.e., the pre-1999 re-

form economy (column 1), with the benchmark (column 2). In the absence of WWR, the quarterly promotion rate is 1.2% higher, which was a targeted outcome. The introduction of WWR not only reduces promotion from temporary to permanent contracts but also decreases firms' willingness to hire women in the first place. The quarterly transition rate from non-employment to employment falls by about 2% with WWR, while the probability of moving from employment to non-employment increases. Due to lower hiring, higher separation, and fewer promotions, overall female employment declines. In the benchmark economy, about 51% of women are employed, compared to over 55% in the no-WWR scenario.⁷ The share of women in permanent positions is also lower with WWR.

In the benchmark economy with WWR, longer non-employment spells lead to slower wage growth for women over their life cycle. Between ages 25 and 44, wage growth is 6% lower, and lifetime earnings decline by about 7%. However, the policy boosts fertility by offering women greater flexibility: completed fertility at age 44 rises from 1.63 to 1.66 children. This increase occurs among both employed and non-employed women. However, women on temporary contracts experience lower fertility, as they are now more likely to delay childbirth in hopes of securing a permanent contract with WWR benefits. Thus, the policy creates a trade-off between higher fertility and lower lifetime earnings. What are the implications of this trade-off for women's welfare? In our simulations, the negative effects of lifetime earnings dominate, and women's welfare declines by about 3% with this policy.

Do firms matter for these outcomes? To answer this question, we compare the pre-1999 economy (column 1) with a version of the benchmark economy where we keep the firm's policy functions fixed at their pre-1999 values (column 4). Hence, in this economy, relative to the pre-1999 one, women change their decisions while firms do not react to the introduction of work-work reduction. Without firms reacting, a significantly larger share of women would use WWR: 10.92% of those with permanent contracts—nearly double the rate in the benchmark economy. The female employment rate would fall only slightly, by 0.62 percentage points, and

⁷This result mimics the findings of Fernández-Kranz and Rodríguez-Planas (2021), who document a similar increase in female non-employment (about 4 to 8 percentage points) following the introduction of WWR policies.

Table 5: The Role of Workweek Reductions

	Counterfactual (pre-1999) (1)	Benchmark (post-1999) (2)	Change (3)=(2)-(1)	Benchmark (post-1999 & no firms) (4)	Change (5)=(4)-(1)
Cost of dismissal during WWR (euros)	22064.83	Not allowed	-	Not allowed	-
<i>Labor Market Outcomes</i>					
Emp. rate, of labor force	0.5537	0.5099	-4.37 p.p	0.5475	-0.62 p.p.
Emp. in OEC, of employment	0.7121	0.6687	-4.34 p.p	0.7074	-0.47 p.p.
Emp. in flexible, of employment	0.5768	0.5834	+0.66 p.p.	0.5768	+0.00 p.p.
<i>Labor Market Flows (quarterly)</i>					
Non-Emp. to Emp.	0.1725	0.1546	-1.79 p.p.	0.1695	-0.30 p.p.
Promotion, temp. to perm.	0.0816	0.0696	-1.20 p.p.	0.0818	+0.02 p.p.
Emp. to Non-Emp.	0.1152	0.1225	+0.73 p.p.	0.1167	+0.15 p.p.
<i>Labor Earnings</i>					
Avg. earnings, quarterly	1	1.0022	+0.22 %	0.9888	-1.12%
Avg. earnings growth, b/w 25 and 44 y.o.	0.4845	0.4223	-6.22 p.p.	0.4536	-3.09 p.p.
<i>Fertility Outcomes</i>					
Completed fertility, age 44 y.o.	1.6292	1.6654	+2.22%	1.7976	+10.34%
Yearly prob. of extra child	0.0828	0.0847	+0.19 p.p	0.0916	+0.87 p.p.
(non-employed)	0.0711	0.0750	+0.40 p.p.	0.0735	+0.24 p.p.
(employed)	0.0925	0.0942	+0.17 p.p.	0.1067	+1.42 p.p.
(with temporary contracts)	0.0444	0.0420	-0.24 p.p	0.0492	+0.48 p.p.
(with permanent contracts)	0.1125	0.1208	+0.83 p.p.	0.1312	+1.87 p.p.
<i>Aggregate Outcomes</i>					
Lifetime earnings	1	0.9273	-7.27%	0.9738	-2.62%
Welfare	1	0.9711	-2.89%	1.0223	+2.23%

NOTES: This table reports selected labor market and fertility outcomes for i) a counterfactual economy without job protection during workweek reduction (column 1); ii) the baseline economy (column 2); and iii) a counterfactual economy with job protection during workweek reduction as in column (2) and firm policy functions kept fixed to those obtained in column (1). Columns (3) and (5) report changes between counterfactual economies.

the share of women in permanent contracts would decline by just 0.47 percentage points. Consequently, life-cycle wage growth (ages 25–44) and lifetime earnings would decline by only 3.09% and 2.62%, respectively. Fertility, however, would rise more sharply than in the benchmark: completed fertility at age 44 would increase to 1.80 (compared to 1.66), and the annual probability of having another child would rise for all women. Overall, women’s welfare would improve by 2.23%. In contrast, when firms react by reducing promotions and female employment, the positive effects of WWR on fertility are significantly weakened, ultimately leading to lower welfare for women.

Table 6: Policy Scenarios

N.	Policy	Description
1	Baseline	Benchmark economy (Section 4)
<i>Labor market duality / fluidity</i>		
2	Single-contract	No contract duality, and 1/3 lower firing costs
3	Shorter length of temp. contracts	Average duration for temporary contracts of 1 year
4	Longer length of temp. contracts	Average duration for temporary contracts of 8 year
5	Lower firing costs of perm. contracts	10% lower firing costs for permanent contracts
6	Higher firing costs of perm. contracts	10% higher firing costs for permanent contracts
<i>Parental leave and flexible arrangements</i>		
7	Longer maternity leave	A 1-year maternity leave
8	Higher maternity replacement	100% effective replacement rate during maternity leave
9	No WWR	No job protection under the workweek reduction (Section 4.3)
<i>Monetary subsidies</i>		
10	Child subsidy	A lump-sum cash transfer of 50 euros per month to women upon childbirth
11	Hiring subsidy	Firm subsidy upon hiring a woman equal to the cost of posting a vacancy
12	Promotion subsidy	Firm subsidy upon promoting a woman equal to the cost of posting a vacancy
13	Targeted promotion subsidy	Firm subsidy upon promoting a woman, targeted to flexible jobs

NOTES: This table lists and describes alternative counterfactual policy scenarios.

5 Family-Friendly Policies

In this section, we assess the impact of various alternative policy scenarios on labor market outcomes and fertility. We focus on three main categories of policies, as listed in Table 6.

The first category of policies addresses labor market duality. We examine the following scenario: a) *Single-Contract Economy*: An economy without contract duality, featuring only one type of employment contract. Key parameters—firing costs, per-period operating costs, and exogenous job destruction rates—are set to the employment-weighted averages of those in the benchmark’s temporary and permanent contracts. Since temporary contracts entail no firing costs and account for roughly one-third of employment in the benchmark economy, the resulting firing costs in the single-contract scenario are approximately two-thirds of those in the benchmark. Furthermore, under a single contract, all women with children can choose to work with WWR. b) *Varying Duration of Temporary Contracts*: Economies with different maximum durations for temporary contracts. While the benchmark features an average duration of 4.5 years, we examine cases where the limit is shortened to 1 year (reducing duality) or extended to 8 years (increasing duality). All other parameters remain unchanged. c) *Adjusted Firing Costs of Permanent*

Contracts: Economies in which firing costs for permanent contracts are either 10% lower or 10% higher than in the benchmark. These scenarios are designed to narrow or widen the gap between temporary and permanent contracts, holding all other parameters constant.

The second category of policy experiments focuses on parental leave and flexible work arrangements for mothers: a) *Longer Maternity Leave:* Extending paid maternity leave from 4 months to 1 year while keeping all other features of the benchmark economy unchanged, including the 90% earnings replacement rate. b) *More Generous Maternity Leave Earnings Replacement:* Increasing the earnings effective replacement rate during maternity leave from 90% to 100%, with no other changes to the model. c) *No WWR:* Removing job protection under the workweek reduction (WWR) policy, which we analyzed in detail in Section 4.3

The final category includes monetary subsidies: a) *Child Subsidies:* Mothers receive a lump-sum cash transfer of 50 euros per month.⁸ b) *Hiring Subsidies:* Firms receive a subsidy equal to the cost of posting a vacancy whenever they hire a woman, effectively reimbursing the hiring cost. c) *Promotion Subsidies:* Firms are subsidized for promoting women from temporary to permanent contracts, where the subsidy is equal to the cost of posting a vacancy. All subsidies are financed through lump-sum taxes on workers.⁹ We also consider a targeted promotion subsidy, which only applies to promotions in flexible jobs. The level of subsidy in this case is chosen so that the total cost equals that of untargeted promotion subsidies.

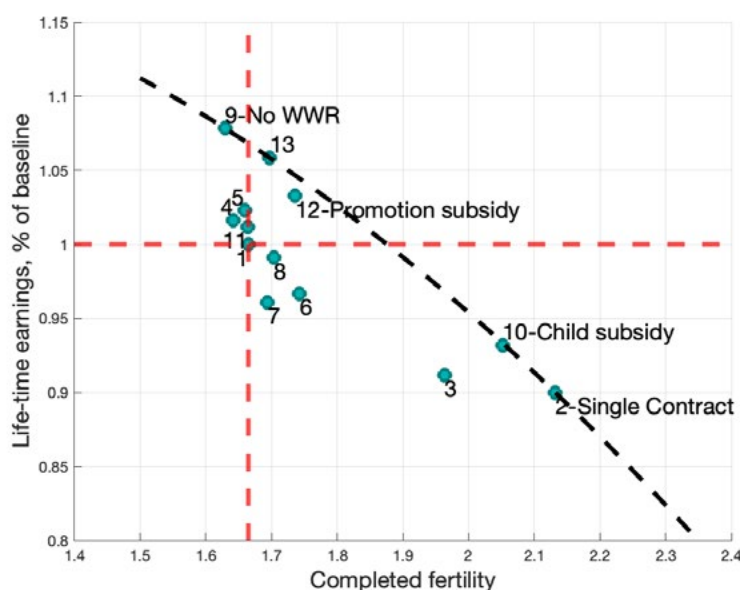
5.1 Policy Trade-Off: Fertility vs. Lifetime Earnings

How do these policies affect fertility, employment, and earnings? Figure 7 shows changes in women's discounted lifetime earnings and completed fertility (the average number of children at age 44), where the vertical and horizontal dashed lines represent the benchmark values.

⁸In Spain, since 2003, working mothers with a child less than three years old receive 100 euros per month as a refundable tax credit (Ghazala and Gonzalez, 2010). We assume this and other transfers are part of the estimated cost of having a child. Hence, the policy we introduce should be interpreted as complementary to any existing policies.

⁹Child, hiring, and promotion subsidies cost 0.32%, 0.35%, and 0.06% of total output in these counterfactuals.

Figure 7: Lifetime earnings vs fertility



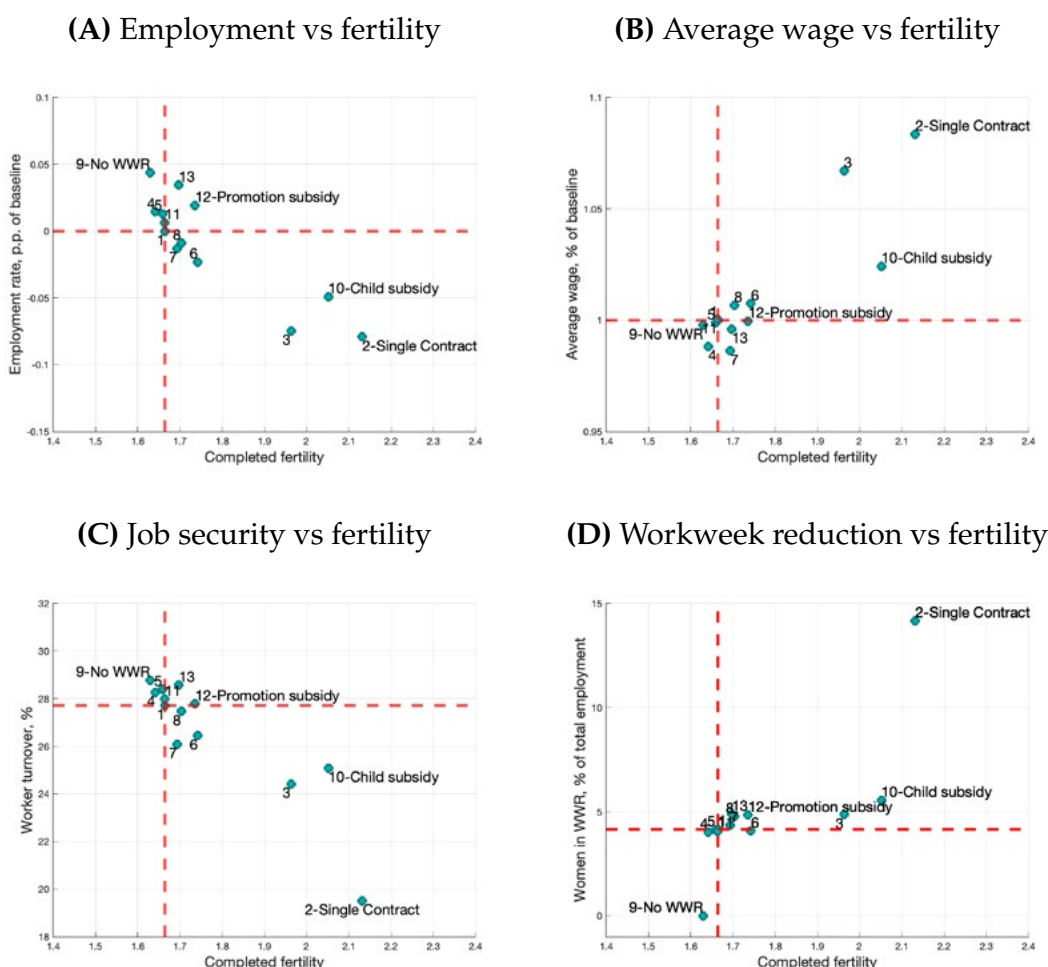
NOTES: This figure plots lifetime earnings (expressed as % of the value in the baseline economy) against completed fertility at 44 y.o. for different policy scenarios. The dashed black line represents a fitted parabola that describes the only indifference curve passing through the three policies that maximize either lifetime earnings or completed fertility.

The results reveal a clear trade-off, as shown in Figure 7: policies that raise lifetime earnings lower fertility, while those that boost fertility reduce lifetime earnings. For example, the single-contract policy increases fertility significantly—from 1.67 to 2.13—but reduces lifetime earnings by about 9%. At the other end, eliminating the workweek reduction policy (analyzed in detail in Section 4.3) raises women’s lifetime earnings by 7.84%, but slightly lowers fertility from 1.67 to 1.63. The remaining policies fall between these two extremes. Notably, the only policies that increase both fertility and lifetime earnings are promotion subsidies.

5.2 Understanding the Trade-off: Role of Job Security

Policies that increase fertility but lower lifetime earnings have two key features. First, they reduce women’s employment by raising firms’ costs of hiring them. Consider an economy with a single contract. As shown in Panel A of Figure 8, in a single-contract economy, fertility exceeds 2, but women’s employment is about 10

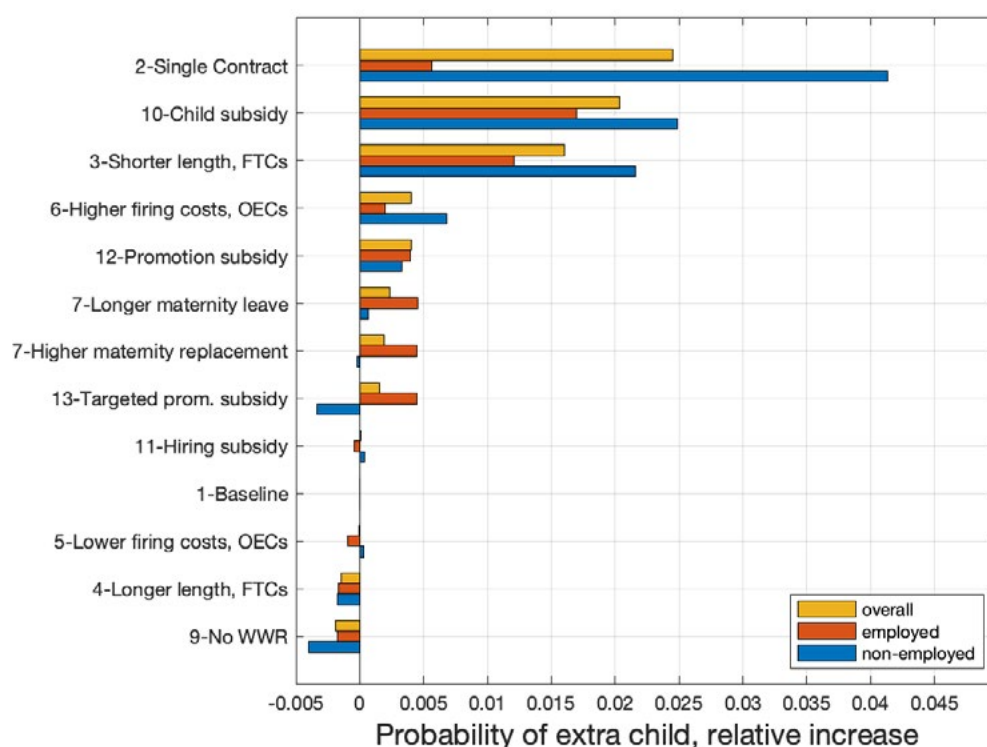
Figure 8: Policy trade-off



NOTES: Panel (A) shows women's employment rate (expressed in p.p. deviation of the value in the baseline economy) against completed fertility at 44 y.o. for different policy scenarios. Panel (B) scatters women's daily wage (expressed as % of the value in the baseline economy) against completed fertility at 44 y.o. for different policy scenarios. Panel (C) shows women's turnover rate (in %) against completed fertility at 44 y.o. for different policy scenarios. Panel (D) shows completed fertility at 44 y.o. against the share of employed women in WWR (in % of total employment) for different policy scenarios.

percentage points lower than in the benchmark. In the benchmark, firing costs are zero for temporary contracts and relatively high for permanent ones. The single-contract economy replaces this with a unified contract whose firing costs are two-thirds of those for permanent contracts in the benchmark. This discourages firms from hiring women, especially those with lower human capital, and eliminates the low-cost entry path of women through temporary contracts. Additionally, since contracts are now all permanent, every woman has access to WWR. The WWR take-up rate (over total employment) more than triples—from 4.16% to

Figure 9: Probability of extra child



NOTES: This figure shows the yearly probability of having an extra child for all women (yellow bars), employed women (red bars) and non-employed women (blue bars) across different counterfactual scenarios. Scenarios are ranked based on the probability for all women.

14.2% (Panel D in Figure 8). The increase in non-employment raises fertility. With fewer job prospects, non-employed women have more incentives to have children. Condition on non-employment, women are now about 4.2 percentage points more likely to have a child, as shown in Figure 9.

Second, with policies that increase fertility, employed women enjoy greater job stability. With a single contract, job turnover falls by more than 7 percentage points, since firms are less likely to fire and women are less likely to quit (Panel C in Figure 8). When firing is harder, firms become more selective, employing women with higher human capital. As a result of this selection, employed women earn more on average, as shown in Panel B in Figure 8. Higher job stability encourages fertility among employed women. The probability that an employed woman has a birth is higher in the single-contract economy compared to the benchmark in

Figure 9.¹⁰

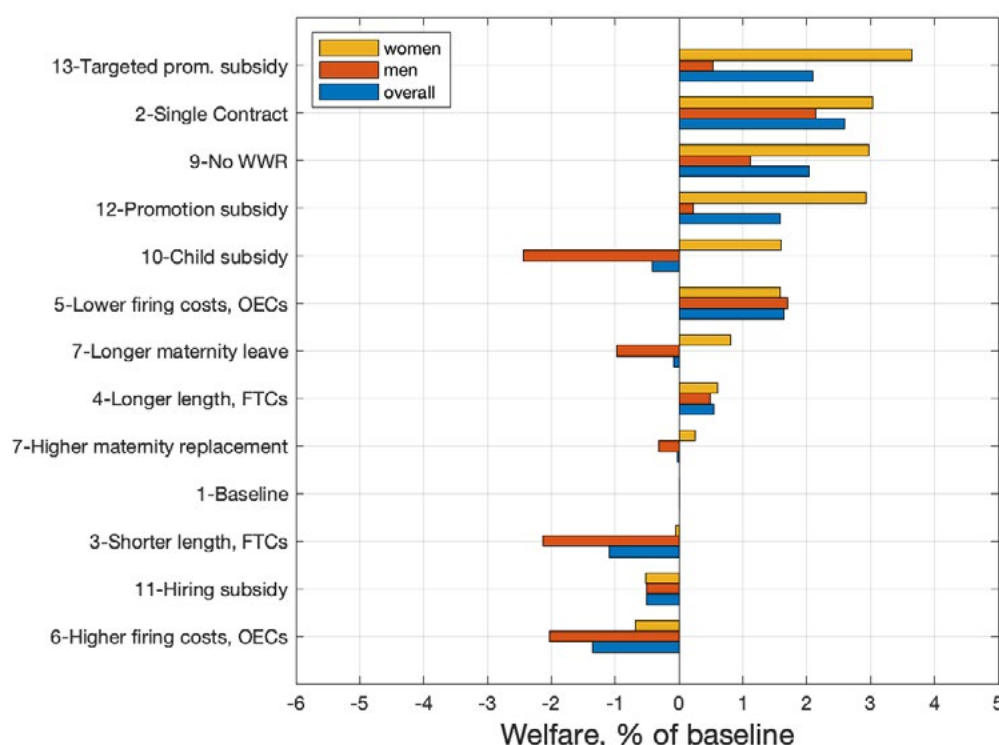
Other policies that increase fertility in Figure 7 also include child subsidies, shorter duration of temporary contracts, higher firing costs for permanent contracts, and parental leave programs that last longer or have a higher replacement rate. All of these policies make hiring more costly for firms. The effect can be direct, such as in the case of higher firing costs for permanent contracts or more generous parental leave programs, or indirect, such as in child subsidies. Hence, these policies reduce labor market fluidity, resulting in fewer but more secure jobs. Those employed tend to enjoy higher wages. The increase is about 6.33% in a single-contract economy and close to 7% when temporary contracts last shorter (policy 3). Lower employment and lower job turnover increase fertility. With child subsidies, for example, the employment of women declines by 4 percentage points, resulting in 7 percentage points lower lifetime earnings. Yet, the fertility of both employed and non-employed women increases significantly (Figure 9), and the completed fertility is 2.05 children.

In contrast, policies that make hiring women less costly result in higher employment and higher job turnover (more fluid labor markets). These policies include eliminating the WWR policy (analyzed in Section 4.3), extending the duration of temporary contracts, and reducing the firing costs for permanent contracts. For example, if temporary contracts last 8 years instead of 4.5 years, as they do in the benchmark, the employment rate of women increases by 2 percentage points, but job turnover rises slightly (policy 4 in Figure 8). The average earnings decline as more women enter the labor force in these experiments.

What about hiring and promotion subsidies? A hiring subsidy, which pays a firm the cost of posting a vacancy when they hire a woman, results in higher lifetime earnings for women but has a negligible effect on fertility. On the other hand, promotion subsidies emerge as policies that increase both fertility and the average lifetime earnings of women. With a promotion subsidy targeted to all jobs (policy 12 in figures), women's employment and lifetime earnings increase by approximately 1.9 percentage points and 3.3%, and the total fertility rate rises from 1.67 to 1.74. In the model, firms are not willing to promote women, as they expect they

¹⁰De Paola et al. (2021) find that lower job security following a 2015 reform in Italy resulted in lower fertility for women working in affected firms.

Figure 10: Welfare gains and losses



NOTES: This figure reports a model-based measure of welfare for women, men, and in the aggregate across policy experiments as a percentage of the baseline value. Model-based welfare is measured as the average value function in the reference population. Scenarios are ranked based on the welfare of women.

might have children and take a WWR or quit. Of course, some women do this, and some do not, but firms can't predict the fertility behavior of women perfectly. Promotion subsidies address this inefficiency directly.

What is the difference between targeted and non-targeted promotion subsidies? Targeted subsidies—limited to flexible jobs—lead to greater increases in women's lifetime earnings (Figure 7) by encouraging employment in jobs that do not penalize human capital accumulation. However, their impact on fertility is modest, as women in flexible jobs tend to have more children already. In contrast, non-targeted subsidies, which also apply to non-flexible jobs where childbearing is costlier, lead to higher overall fertility.

5.3 Welfare

How does the fertility–income trade-off affect women’s welfare? Figure 10 ranks policies by their welfare impact on women. The most effective policy is a promotion subsidy targeted at women in flexible jobs, which increases women’s lifetime earnings as well as their fertility. An untargeted promotion subsidy also benefits women significantly. Eliminating WWR, which increases women’s discounted earnings but reduces completed fertility, also generates significant welfare gains. Other high-ranking policies, such as a single-contract economy or child subsidies, raise fertility significantly but result in lower lifetime earnings. Figure 11 shows that welfare gains are possible both from modest fertility declines paired with income gains and from large fertility increases, with lower earnings increases.

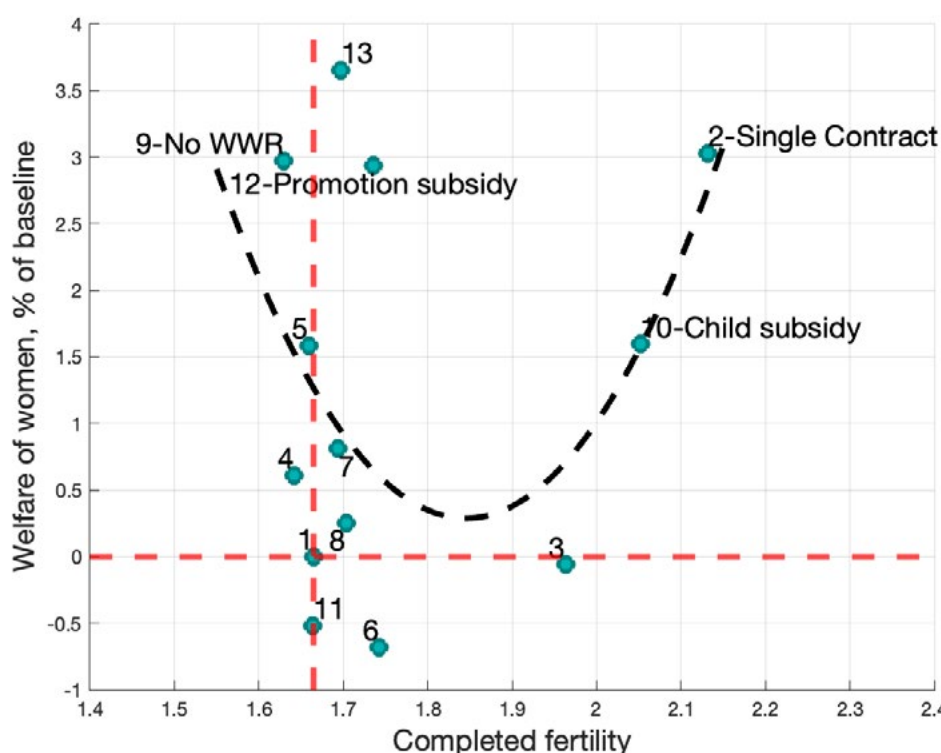
In contrast, policies that raise hiring costs but do not increase enough fertility—like shorter temporary contracts (policy 3) or higher firing costs for permanent jobs (policy 6)—reduce women’s welfare. Hiring subsidies (policy 11) also result in welfare losses, as their fiscal cost outweighs the benefits.

What about men’s welfare? Figure 10 shows that most policies that benefit women also benefit men, except those targeting women directly—like child subsidies or generous parental leave—which men help fund but don’t benefit from. Policies that improve women’s employability, such as hiring subsidies or promotion incentives, also benefit men, as firms cannot target unemployed workers by gender. An exception is the single-contract economy: women benefit from higher fertility, while men gain from firms’ stronger incentives to hire them due to the higher cost of hiring women.

6 Conclusion

Firms play a central role in understanding the effects of family-friendly policies on fertility and women’s labor market outcomes. By modeling a search-and-matching framework with endogenous fertility and human capital accumulation, we demonstrate how firms’ hiring, promotion, and firing decisions shape the incentives faced by women. Policies that improve job security—such as access to reduced work hours or longer-duration contracts—can increase fertility, but they often reduce

Figure 11: Welfare and fertility



NOTES: This figure shows a model-based measure of welfare for women against completed fertility at 44 y.o, across different counterfactual scenarios. The black dashed line is a fitted polynomial. Model-based welfare is measured as the average value function in the reference population.

women's employment and lifetime earnings, as firms become more reluctant to hire and promote women. Conversely, policies that increase labor market fluidity tend to raise women's earnings and employment but discourage fertility. These trade-offs are not captured in models that do not model firms.

Among the wide range of policies we analyze, promotion subsidies stand out as uniquely effective. By reducing the cost to firms of promoting women to permanent contracts, these subsidies mitigate the adverse effects of fertility-related uncertainty and increase both female employment and fertility. Other policies, such as child subsidies or eliminating workweek reductions, can also improve welfare, but typically favor either earnings or fertility, not both.

References

- Adda, Jérôme, Christian Dustman and Katrien Stevens. (2017). "The Career Costs of Children". *Journal of Political Economy*, 125(2), pp. 293-337. <https://doi.org/10.1086/690952>
- Albanesi, Stefania, and Claudia Olivetti. (2009). "Home Production, Market Production and the Gender Wage Gap: Incentives and Expectations". *Review of Economic Dynamics*, 12(1), pp. 80-107. <https://doi.org/10.1016/j.red.2008.08.001>
- Albanesi, Stefania, Claudia Olivetti and Barbara Petrongolo. (2023). "Families, Labor Markets, and Policy". *Handbook of the Economics of the Family*, 1(1), pp. 255-326. <https://doi.org/10.1016/bs.hefam.2023.01.004>
- Almar, Frederik, Benjamin Friedrich, Ana Reynoso, Bastian Schulz and Rune M. Vejlin. (2025). "Families' Career Investments and Firms' Promotion Decisions". NBER Working Paper Series, 33438, National Bureau of Economic Research. <https://doi.org/10.3386/w33438>
- Attanasio, Orazio, Hamish Low and Virginia Sánchez-Marcos. (2008). "Explaining Changes in Female Labor Supply in a Life-Cycle Model". *American Economic Review*, 98(4), pp. 1517-1542. <https://doi.org/10.1257/aer.98.4.1517>
- Azmat, Ghazala, and Libertad González. (2010). "Targeting Fertility and Female Participation through the Income Tax". *Labour Economics*, 17(3), pp. 487-502. <https://doi.org/10.1016/j.labeco.2009.09.006>
- Bagger, Jesper, François Fontaine, Fabien Postel-Vinay and Jean-Marc Robin. (2014). "Tenure, Experience, Human Capital, and Wages: A Tractable Equilibrium Search Model of Wage Dynamics". *American Economic Review*, 104(6), pp. 1551-1596. <https://doi.org/10.1257/aer.104.6.1551>
- Bentolila, Samuel, Pierre Cahuc, Juan J. Dolado and Thomas Le Barbanchon. (2012). "Two-Tier Labour Markets in the Great Recession: France Versus Spain". *The Economic Journal*, 122(562), pp. F155-F187. <https://doi.org/10.1111/j.1468-0297.2012.02534.x>
- Bick, Alexander. (2016). "The Quantitative Role of Child Care for Female Labor Force Participation and Fertility". *Journal of the European Economic Association*, 14(3), pp. 639-668. <https://doi.org/10.1111/jeea.12143>
- Binmore, Ken, Ariel Rubinstein and Asher Wolinsky. (1986). "The Nash Bargaining Solution in Economic Modelling". *The RAND Journal of Economics*, 17(2), pp. 176-188.
- Bonhomme, Stéphane, and Laura Hospido. (2012). "The Cycle of Earnings Inequality: Evidence from Social Security Data". IZA Discussion Paper Series, 6669, Institute for the Study of Labor. <https://doi.org/10.2139/ssrn.2096799>
- Card, David, Ana Rute Cardoso and Patrick Kline. (2015). "Bargaining, Sorting, and the Gender Wage Gap: Quantifying the Impact of Firms on the Relative Pay of Women". *The Quarterly Journal of Economics*, 131(2), pp. 633-686. <https://doi.org/10.1093/qje/qjv038>
- Caucutt, Elizabeth, Nezih Guner and John Knowles. (2002). "Why Do Women Wait? Matching, Wage Inequality and the Incentives for Fertility Delay". *Review of Economic Dynamics*, 5(4), pp. 815-855. <https://doi.org/10.1006/redy.2002.0190>
- Corekcioglu, Gozde, Marco Francesconi and Astrid Kunze. (2025). "Parental Leave from the Firm's Perspective". IZA Discussion Paper Series, 17893, Institute for the Study of Labor.

- Cortes, Patricia, and Jessica Pan. (2017). "Cross-Country Evidence on the Relationship between Overwork and Skilled Women's Job Choices". *American Economic Review*, 107(5), pp. 105-109. <https://doi.org/10.1257/aer.p20171064>
- Cortés, Patricia, and Jessica Pan. (2019). "When Time Binds: Substitutes for Household Production, Returns to Working Long Hours, and the Skilled Gender Wage Gap". *Journal of Labor Economics*, 37(2), pp. 351-398.
- Cruces, Lidia. (2024). "A Quantitative Theory of the New Life Cycle of Women's Employment". *Journal of Economic Dynamics and Control*, 169(104960). <https://doi.org/10.1016/j.jedc.2024.104960>
- Cruces, Lidia, and F. Javier Rodríguez-Román. (2025). "Financial Incentives to Fertility: From Short to Long Run". Working Paper Series, Goethe University Frankfurt.
- Da Rocha, José María, and Luisa Fuster. (2006). "Why Are Fertility Rates and Female Employment Ratios Positively Correlated across OECD Countries?". *International Economic Review*, 47(4), pp. 1187-1222. <https://doi.org/10.1111/j.1468-2354.2006.00410.x>
- De Paola, Maria, Roberto Nisticò and Vincenzo Scoppa. (2021). "Employment Protection and Fertility Decisions: The Unintended Consequences of the Italian Jobs Act". *Economic Policy*, 36(108), pp. 735-773. <https://doi.org/10.1093/epolic/eiab015>
- Dey, Matthew S., and Christopher J. Flinn. (2005). "An Equilibrium Model of Health Insurance Provision and Wage Determination". *Econometrica*, 73(2), pp. 571-627. <https://doi.org/10.1111/j.1468-0262.2005.00588.x>
- Doepke, Matthias, Anne Hannusch, Fabian Kindermann and Michèle Tertilt. (2023). "The Economics of Fertility: A New Era". In Shelly Lundberg and Alessandra Voena (eds.), *Handbook of the Economics of the Family*. North-Holland, Vol. 1, pp. 151-254. <https://doi.org/10.1016/bs.hefam.2023.01.003>
- Erosa, Andrés, Luisa Fuster, Gueorgui Kambourov and Richard Rogerson. (2022). "Hours, Occupations, and Gender Differences in Labor Market Outcomes". *American Economic Journal: Macroeconomics*, 14(3), pp. 543-590. <https://doi.org/10.1257/mac.20200318>
- Erosa, Andrés, Luisa Fuster and Diego Restuccia. (2010). "A General Equilibrium Analysis of Parental Leave Policies". *Review of Economic Dynamics*, 13(4), pp. 742-758. <https://doi.org/10.1016/j.red.2009.12.004>
- Fernández-Kranz, Daniel, and Núria Rodríguez-Planas. (2021). "Too Family Friendly? The Consequences of Parent Part-Time Working Rights". *Journal of Public Economics*, 197. <https://doi.org/10.1016/j.jpubeco.2021.104407>
- Flabbi, Luca, and Andrea Moro. (2012). "The Effect of Job Flexibility on Female Labor Market Outcomes: Estimates from a Search and Bargaining Model". *Journal of Econometrics*, 168(1), pp. 81-95. <https://doi.org/10.1016/j.jeconom.2011.09.003>
- Ginja, Rita, Arizo Karimi and Pengpeng Xiao. (2023). "Employer Responses to Family Leave Programs". *American Economic Journal: Applied Economics*, 15(1), pp. 107-135. <https://doi.org/10.1257/app.20200448>
- Goldin, Claudia. (2014). "A Grand Gender Convergence: Its Last Chapter". *American Economic Review*, 104(4), pp. 1091-1119. <https://doi.org/10.1257/aer.104.4.1091>
- Greenwood, Jeremy, Nezih Guner and Guillaume Vandenbroucke. (2017). "Family Economics Write Large". *Journal of Economic Literature*, 55(4), pp. 1346-1434. <https://doi.org/10.1257/jel.20161287>
- Guner, Nezih, Ezgi Kaya and Virginia Sánchez-Marcos. (2024). "Labor Market Institutions and Fertility". *International Economic Review*, 65(3), pp. 1551-1587. <https://doi.org/10.1111/iere.12708>

- Guner, Nezih, Remzi Kaygusuz and Gustavo Ventura. (2020). "Child-Related Transfers, Household Labour Supply, and Welfare". *The Review of Economic Studies*, 87(5), pp. 2290-2321. <https://doi.org/10.1093/restud/rdaa011>
- Hall, Robert E., and Paul R. Milgrom. (2008). "The Limited Influence of Unemployment on the Wage Bargain". *American Economic Review*, 98(4), pp. 1653-1674. <https://doi.org/10.1257/aer.98.4.1653>
- Hotz, V. Joseph, Per Johansson and Arizio Karimi. (2018). "Parenthood, Family Friendly Workplaces, and the Gender Gaps in Early Work Careers". ERID Working Paper Series, 270, Economic Research Initiatives at Duke. <https://doi.org/10.2139/ssrn.3236426>
- Jones, Charles I. (2022). "The End of Economic Growth? Unintended Consequences of a Declining Population". *American Economic Review*, 112(11), pp. 3489-3527. <https://doi.org/10.1257/aer.20201605>
- Kim, Seongeun, Michèle Tertilt and Minchul Yum. (2024). "Status Externalities in Education and Low Birth Rates in Korea". *American Economic Review*, 114(6), pp. 1576-1611. <https://doi.org/10.1257/aer.20220583>
- Kleven, Henrik, Camille Landais and Gabriel Leite-Mariante. (2024). "The Child Penalty Atlas". *The Review of Economic Studies*, 92(5), pp. 3174-3207. <https://doi.org/10.1093/restud/rdae104>
- Le Barbanchon, Thomas, Roland Rathelot and Alexandra Roulet. (2021). "Gender Differences in Job Search: Trading off Commute against Wage". *The Quarterly Journal of Economics*, 136(1), pp. 381-426. <https://doi.org/10.1093/qje/qjaa033>
- Lise, Jeremy, Costas Meghir and Jean-Marc Robin. (2016). "Matching, Sorting and Wages". *Review of Economic Dynamics*, 19, pp. 63-87. <https://doi.org/10.1016/j.red.2015.11.004>
- Morchio, Iacopo, and Christian Moser. (2024). "The Gender Pay Gap: Micro Sources and Macro Consequences". NBER Working Paper Series, 32408, National Bureau of Economic Research. <https://doi.org/10.3386/w32408>
- OECD. (2024). *OECD Family Database. February 2024 version (version 1) [Dataset]*. <https://www.oecd.org/en/data/datasets/oecd-family-database.html>
- Olivetti, Claudia, and Barbara Petrongolo. (2017). "The Economic Consequences of Family Policies: Lessons from a Century of Legislation in High-Income Countries". *Journal of Economic Perspectives*, 31(1), pp. 205-230. <https://doi.org/10.1257/jep.31.1.205>
- Petrongolo, Barbara, and Maddalena Ronchi. (2020). "Gender Gaps and the Structure of Local Labor Markets". *Labour Economics*, 64(101819). <https://doi.org/10.1016/j.labeco.2020.101819>
- Pissaridees, Christopher A. (2009). "The Unemployment Volatility Puzzle: Is Wage Stickiness the Answer?". *Econometrica*, 77(5), pp. 1339-1369. <https://doi.org/10.3982/ECTA7562>
- Sorkin, Isaac. (2017). "The Role of Firms in Gender Earnings Inequality: Evidence from the United States". *American Economic Review*, 107(5), pp. 384-387. <https://doi.org/10.1257/aer.p20171015>
- Wiswall, Matthew, and Basit Zafar. (2018). "Preference for the Workplace, Investment in Human Capital, and Gender". *The Quarterly Journal of Economics*, 133(1), pp. 457-507. <https://doi.org/10.1093/qje/qjx035>
- Xiao, Pengpeng. (2024). "Equilibrium Sorting and the Gender Wage Gap". Working Paper, Duke University.

A Model Appendix

A.1 Decisions by Firms

Job value of a match with a woman with children under temporary contract. The value of a job filled by a woman with n children working under a temporary contract, $J_w^{e,t}(z, a, n, j)$, is equal to

$$\begin{aligned}
 J_w^{e,t}(z, a, n, j) &= y_w(z, a) - w_w^t(z, a, n) - \kappa^t \\
 &+ \rho \rho^c \sum_{a' \in \mathcal{A}} \bar{J}_w^{e,t}(z, a', 0, j) \Gamma_w^e(a' | a, j, 0) \\
 &+ \rho(1 - \rho^c)(1 - \sigma(n)) \sum_{a' \in \mathcal{A}} \bar{J}_w^{e,t}(z, a', n, j) \Gamma_w^e(a' | a, j, n) \\
 &+ \rho(1 - \rho^c)\sigma(n) \sum_{a' \in \mathcal{A}} (1 - \mathbf{1}_w^{n,t}(z, a', n, j)) \bar{J}_w^{e,t}(z, a', n, j) \Gamma_w^e(a' | a, j, n) \\
 &+ \rho(1 - \rho^c)\sigma(n) \sum_{a' \in \mathcal{A}} \mathbf{1}_w^{n,t}(z, a', n, j) \bar{J}_w^{l,t}(z, a', n + 1, j) \Gamma_w^e(a' | a, j, n),
 \end{aligned}$$

where in the second line with probability ρ^c , the children leave the home, and the worker starts the next period without children.

Job value of a match with a woman under permanent contract working reduced hours. The value of a job filled by a woman working reduced hours under a permanent contract, $J_w^{r,p}(z, a, n, j)$, is equal to:

$$\begin{aligned}
 J_w^{r,p}(z, a, n, j) &= y_w^r(z, a, n) - w_w^r(z, a, n) - \kappa^r \\
 &+ \rho \rho^c \sum_{a' \in \mathcal{A}} \bar{J}_w^{e,p}(z, a', 0, j) \Gamma_w^e(a' | a, j, 0) \\
 &+ \rho(1 - \rho^c)(1 - \sigma(n)) \sum_{a' \in \mathcal{A}} \bar{J}_w^{e,o}(z, a', n, j) \Gamma_w^e(a' | a, j, n) \\
 &+ \rho(1 - \rho^c)\sigma(n) \sum_{a' \in \mathcal{A}} (1 - \mathbf{1}_w^{n,r}(z, a', n, j)) \bar{J}_w^{e,o}(z, a', n, j) \Gamma_w^e(a' | a, j, n) \\
 &+ \rho(1 - \rho^c)\sigma(n) \sum_{a' \in \mathcal{A}} \mathbf{1}_w^{n,r}(z, a', n, j) \bar{J}_w^{l,p}(z, a', n, j) \Gamma_w^e(a' | a, j, n).
 \end{aligned}$$

where, again, in the second line with probability ρ^c , the children leave the home, and the worker starts the next period without children.

A.2 Decisions by Female Workers

Value of being employed with a temporary contract. Consider a woman with skill a and no children ($n = 0$), matched to a job in occupation j and productivity z . The value of being employed under a temporary contract is given by

$$\begin{aligned} V_w^{e,t}(z, a, 0, j) &= w_w^t(z, a, 0) \\ &+ \rho\sigma(0) \sum_{a' \in \mathcal{A}} \max\{\bar{V}_w^{e,t}(z, a', 0, j), \bar{V}_w^{l,t}(z, a', 1, j) - \kappa_n\} \Gamma_w^e(a'|a, j, 0) \\ &+ \rho(1 - \sigma(0)) \sum_{a' \in \mathcal{H}} \bar{V}_w^{e,t}(z, a', 0, j) \Gamma_w^e(a'|h, j, 0), \end{aligned}$$

where the first term is her current wage, and the next two lines indicate what can happen in the future. Next period, with probability $\sigma(0)$, she has the opportunity to have a child and compares the values of having 0 or 1 child next period, which is captured by the max operator. If she decides to have a child, she needs to pay the one-time cost, κ_n , and start the next period in maternity leave with a start-of-the-period value function $\bar{V}_w^{l,t}(z, a', n, j)$. If she does not have this fertility opportunity or decides not to have birth, then she starts her life as someone who is employed at the start of the next period with a temporary job, with an associated value function given by $\bar{V}_w^{e,t}(z, a', 0, j)$. In both cases, she starts the next period with a human capital level a' , given by $\Gamma_w^e(a'|a, j, 0)$.

Consider now the case of a woman with $n > 0$ children, employed in a temporary contract. Her problem is given by

$$\begin{aligned} V_w^{e,t}(z, a, n, j) &= w_w^t(z, a, n) + \gamma_e n \\ &+ \rho\rho^c \sum_{a' \in \mathcal{A}} \bar{V}_w^{e,t}(z, a', 0, j) \Gamma_w^e(a'|a, j, 0) \\ &+ \rho(1 - \rho^c)(1 - \sigma(n)) \sum_{a' \in \mathcal{A}} \bar{V}_w^{e,t}(z, a', n, j) \Gamma_w^e(a'|a, j, n) \\ &+ \rho(1 - \rho^c)\sigma(n) \sum_{a' \in \mathcal{A}} \max\{\bar{V}_w^{e,t}(z, a', n, j), \bar{V}_w^{l,t}(z, a', n + 1, j) - \kappa_n\} \Gamma_w^e(a'|a, j, n). \end{aligned}$$

There are two differences between this value function and the previous one. First, a working woman with children enjoys the extra utility of γ_e from having a child. Second, with probability ρ^c , her children can leave the house, and she can become

childless. This is captured in the second line.

Next, we define the start-of-the-period value functions. $\bar{V}_w^{e,t}(z, a, n, j)$ is the continuation value of being employed under a temporary contract, given by,

$$\begin{aligned}\bar{V}_w^{e,t}(z, a, n, j) &= [\delta_w^t + (1 - \delta_w^t)\mathbf{1}_w^{f,t}(z, a, n, j)]V_w^u(a, n) \\ &\quad + (1 - \delta_w^t)(1 - \mathbf{1}_w^{f,t}(z, a, n, j)) \max\{EV_w^{e,t}(z, a, n, j), V_w^u(a, n)\}.\end{aligned}$$

If her job is destroyed, which happens with probability δ_w^t , or if she is fired, indicated by her firm's decision $\mathbf{1}_w^{f,t}(z, a, n, j)$, then the worker will be non-employed next period and enjoy $V_w^u(a, n)$. Otherwise, she keeps her job but can choose to quit, which is captured with the max operator in the second line. If she decides to keep her job, several things can happen. These are represented by the $EV_w^{e,t}(z, a, n, j)$ term,

$$\begin{aligned}EV_w^{e,t}(z, a, n, j) &= \pi^t \mathbf{1}_w^{c,t}(z, a, n, j) \sum_{z' \in \mathcal{Z}} V_w^{e,p}(z', a, n, j) \Lambda(z'|z) \\ &\quad + \pi^t (1 - \mathbf{1}_w^{c,t}(z, a, n, j)) V_w^u(a, n) \\ &\quad + (1 - \pi^t) \mathbf{1}_w^{p,t}(z, a, n, j) \sum_{z' \in \mathcal{Z}} V_w^{e,p}(z', a, n, j) \Lambda(z'|z) \\ &\quad + (1 - \pi^t) (1 - \mathbf{1}_w^{p,t}(z, a, n, j)) \sum_{z' \in \mathcal{Z}} V_w^{e,t}(z', a, n, j) \Lambda(z'|z).\end{aligned}$$

With probability π^t , the firm is forced to convert her temporary contract to a permanent one or fire her. The indicator function $\mathbf{1}_w^{c,t}(z, a, n, j)$ represents the conversion decision of her firm. If her contract becomes permanent, she enjoys $V_w^{e,p}(z', a, n, j)$. Otherwise, she becomes non-employed. If the firm is not forced to make a conversion decision, it can still choose to promote her to a permanent job, indicated by $\mathbf{1}_w^{p,t}(z, a, n, j)$. Whenever she stays employed as a temporary or permanent worker, there is a new draw of math productivity, given by $\Lambda(z'|z)$.

Note that the value of starting the next period with a temporary contact in a given firm depends on what firms will decide about firings, conversions and promotions, captured by the indicators functions $\mathbf{1}_w^{f,t}(z, a, n, j)$, $\mathbf{1}_w^{c,t}(z, a, n, j)$ and $\mathbf{1}_w^{p,t}(z, a, n, j)$. Hence, women take firms' decisions as given and decide on their actions. These indicators will result from firms' optimal decisions, which will, in turn, take the

optimal decisions of women as given.

The start-of-the-period value of being on maternity leave for a woman in a temporary contract is given by

$$\bar{V}_w^{l,t}(z, a, n, j) = w_w^l(z, a, n) + \gamma_u n + \rho[(1 - \varrho)\bar{V}_w^{l,t}(z, a, n, j) + \varrho\bar{V}_w^{e,t}(z, a, n, j)],$$

where the first term captures her current utility. She receives a wage $w_w^l(z, a, n)$ and enjoys having children at home captured by γ_u term. In the next period, with probability ϱ , her maternity leave continues. Otherwise, she starts the next period as someone with a temporary job at hand.

These value functions define two indicator functions for women employed in a temporary contract. First, women decide to have a new baby whenever its value is higher, i.e.,

$$\mathbf{1}_w^{n,t}(z, a, n, j) = \begin{cases} 1 & \text{if } \bar{V}_w^{l,t}(z, a, n+1, j) \geq \bar{V}_w^{e,t}(z, a, n, j) + \kappa_n, \\ 0 & \text{otherwise.} \end{cases}$$

Second, women have the option to quit their jobs if their value of being non-employed is higher, i.e.,

$$\mathbf{1}_w^{q,t}(z, a, n, j) = \begin{cases} 1 & \text{if } V_w^u(a, n) \geq EV_w^{e,t}(z, a, n, j), \\ 0 & \text{otherwise.} \end{cases}$$

Value of being employed with a permanent contract. Next, we turn to the problem of a woman employed with a permanent contract. The problem looks similar to the one faced by a woman with a temporary contract. One difference is that the firm has no promotion decision. The other difference is that a woman with a permanent contract has the option of being in WWR.

The values of being employed under permanent contracts in occupation j and productivity z for women with skill a and either 0 or $n > 0$ children, denoted by

$V_w^{e,p}(z, a, 0, j)$ and $V_w^{e,p}(z, a, n, j)$, are equal to:

$$\begin{aligned} V_w^{e,p}(z, a, 0, j) &= w_w^p(z, a, 0) \\ &+ \rho(1 - \sigma(0)) \sum_{a' \in \mathcal{A}} \bar{V}_w^{e,p}(z, a', 0, j) \Gamma_w^e(a' | a, j, 0) \\ &+ \rho\sigma(0) \sum_{a' \in \mathcal{A}} \max\{\bar{V}_w^{e,p}(z, a', 0, j), \bar{V}_w^{l,p}(z, a', 1, j) - \kappa_n\} \Gamma_w^e(a' | a, j, 0), \end{aligned}$$

and

$$\begin{aligned} V_w^{e,p}(z, a, n, j) &= w_w^p(z, a, n) + \gamma_e n \\ &+ \rho\rho^c \sum_{a' \in \mathcal{A}} \bar{V}_w^{e,p}(z, a', 0, j) \Gamma_w^e(a' | a, j, 0) \\ &+ \rho(1 - \rho^c)(1 - \sigma(n)) \sum_{a' \in \mathcal{A}} \bar{V}_w^{e,o}(z, a', n, j) \Gamma_w^e(a' | a, j, n) \\ &+ \rho(1 - \rho^c)\sigma(n) \sum_{a' \in \mathcal{A}} \max\{\bar{V}_w^{e,o}(z, a', n, j), \bar{V}_w^{l,p}(z, a', n + 1, j) - \kappa_n\} \Gamma_w^e(a' | a, j, n). \end{aligned}$$

.

There are, again, several state-of-the-period values that characterize what happens next period, and the associated decisions on births, $\mathbf{1}_w^{n,p}(z, h, n, j)$, WWR take-up $\mathbf{1}_w^{e,r}(z, h, n, j)$, and quits $\mathbf{1}_w^{q,p}(z, h, n, j)$.

The value of being on maternity leave for a woman in a permanent contract is given by

$$\bar{V}_w^{l,p}(z, a, n, j) = w_w^l(z, a, n) + \gamma_u n + \rho[(1 - \varrho)\bar{V}_w^{l,p}(z, a, n, j) + \varrho\bar{V}_w^{e,o}(z, a, n, j)].$$

When a woman with children is not on maternity leave, she has the option of choosing to work full-time or with reduced hours. This choice is determined by

$$\bar{V}_w^{e,o}(z, a, n, j) = \max\{\bar{V}_w^{e,p}(z, a, n, j), \bar{V}_w^{e,r}(z, a, n, j)\}.$$

The value of starting the next period with a permanent contract and working full-

time is determined by

$$\begin{aligned}\bar{V}_w^{e,p}(z, a, n, j) = & [\delta_w^p + (1 - \delta_w^p) \mathbf{1}_w^{f,p}(z, a, n, j) V_w^u(a, n)] \\ & + (1 - \delta_w^p)(1 - \mathbf{1}_w^{f,p}(z, a, n, j)) \max\{EV_w^{e,p}(z, a, n, j), V_w^u(a, n)\},\end{aligned}$$

where, again, a woman can lose her job as a result of exogenous job destruction or firing (the first line), and if that does not happen, she can decide to quit (the second line). The expected value operator in the second line captures uncertainty with respect to z , i.e.,

$$EV_w^{e,p}(z, a, n, j) = \sum_{z' \in \mathcal{Z}} V_w^{e,p}(z', a, n, j) \Lambda(z'|z).$$

On the other hand, if a woman starts the next period in WWR, she can't be fired. Hence, as long as she has a child at home and her job is not destroyed, she can be in WWR if she prefers to do so. Therefore, the function $\bar{V}_w^{e,r}(z, a, n, j)$ is given by

$$\bar{V}_w^{e,r}(z, a, n, j) = \delta_w^r V_w^u(a, n) + (1 - \delta_w^r) \max\{EV_w^{e,r}(z, a, n, j), V_w^u(a, n)\}$$

where

$$EV_w^{e,r}(z, a, n, j) = \sum_{z' \in \mathcal{Z}} V_w^{e,r}(z', a, n, j) \Lambda(z'|z).$$

and

$$\begin{aligned}V_w^{e,r}(z, a, n, j) = & w_w^r(z, a, n, j) + (\gamma_e + \gamma_r)n \\ & + \rho \rho^c \sum_{a' \in \mathcal{A}} \bar{V}_w^{e,p}(z, a', 0, j) \Gamma_w^e(a'|a, j, n) \\ & + \rho(1 - \rho^c)(1 - \sigma(n)) \sum_{a' \in \mathcal{A}} \bar{V}_w^{e,o}(z, a', n, j) \Gamma_w^e(a'|a, j, n) \\ & + \rho(1 - \rho^c)\sigma(n) \sum_{a' \in \mathcal{A}} \max\{\bar{V}_w^{e,o}(z, a', n, j), \bar{V}_w^{e,o}(z, a', n+1, j)\} \Gamma_w^e(a'|a, j, n).\end{aligned}$$

In the last equation, a woman in WWR receives $w_w^r(z, a, n, j)$ as wage and enjoys $\gamma_e + \gamma_r)n$ from having children. Note that if her children become teenagers, which

happens with a probability ρ^c , she will start the next period with a permanent contract. Otherwise, she decides whether to stay in WWR or go back to full-time work, which is captured by $\bar{V}_w^{e,o}(z, a, n, j)$

The solutions to these problems define a birth indicator for women employed in a permanent contract without and with children, i.e.,

$$\mathbf{1}_w^{n,p}(z, a, 0, j) = \begin{cases} 1 & \text{if } \bar{V}_w^{l,p}(z, a, 1, j) \geq \bar{V}_w^{e,p}(z, a, 0, j) \\ 0 & \text{otherwise} \end{cases}$$

and

$$\mathbf{1}_w^{n,p}(z, h, n, j) = \begin{cases} 1 & \text{if } \bar{V}_w^{l,p}(z, a, n+1, j) \geq \bar{V}_w^{e,o}(z, a, n, j) \\ 0 & \text{otherwise} \end{cases}$$

They also define an indicator function for WWR take-up for women with children, given by,

$$\mathbf{1}_w^{e,r}(z, a, n, j) = \begin{cases} 1 & \text{if } \bar{V}_w^{e,r}(z, a, n, j) \geq \bar{V}_w^{e,p}(z, a, n, j) \\ 0 & \text{otherwise} \end{cases}$$

and, finally, an indicator function for quitting from a permanent contract without and with WWR, given by

$$\mathbf{1}_w^{q,p}(z, a, n, j) = \begin{cases} 1 & \text{if } V_w(a, n) \geq EV_w^{e,p}(z, a, n, j) \\ 0 & \text{otherwise} \end{cases}$$

and

$$\mathbf{1}_w^{q,r}(z, a, n, j) = \begin{cases} 1 & \text{if } V_w(a, n) \geq EV_w^{e,r}(z, a, n, j) \\ 0 & \text{otherwise} \end{cases}$$

Value of being non-employed. The value of being non-employed for a woman with skill a and either 0 or n children, denoted by $V_w^u(a, 0)$ and $V_w^u(a, n)$ respectively, are equal to:

$$\begin{aligned} V_w^u(a, 0) = & b_w + \rho(1 - \sigma(0))\bar{V}_w^u(a, n) \\ & + \rho\sigma(0) \max\{\bar{V}_w^u(a, 0), \bar{V}_w^u(a, 1) - \kappa_n\}, \end{aligned}$$

and

$$\begin{aligned} V_w^u(a, n) = & b_w + \gamma_u n + \rho \rho^c \bar{V}_w^u(a, 0) \\ & + \rho(1 - \rho^c)(1 - \sigma(n)) \bar{V}_w^u(a, n) \\ & + \rho(1 - \rho^c)\sigma(n) \max\{\bar{V}_w^u(a, n), \bar{V}_w^u(a, n+1) - \kappa_n\}, \end{aligned}$$

where $\bar{V}_w^u(a, n)$ is the continuation value of non-employment for a women with n kids, given by,

$$\begin{aligned} \bar{V}_w^u(a, n) = & V_w^u(a, n) + \\ & \phi_u(1 - \chi_p) \sum_{z \in \mathcal{Z}} \sum_{j \in \{0,1\}} \chi_j \mathbf{1}_w^{h,t}(z, a, n, j) \max\{0, V_w^{e,t}(z, a, n, 1) - V_w^u(a, n)\} \Lambda(z) + \\ & \phi_u \chi_p \sum_{z \in \mathcal{Z}} \sum_{j \in \{0,1\}} \chi_j \mathbf{1}_w^{h,p}(z, a, n, j) \max\{0, V_w^{e,p}(z, a, n, 1) - V_w^u(a, n)\} \Lambda(z). \end{aligned}$$

In the last expression, ϕ_u is the job-finding rate for workers. Upon matching a firm, the firm-worker pair draws a productivity z from $\Lambda(z)$. With probability χ_j , the job has flexibility j , and with probability χ_p it is with a permanent contract. The functions $\mathbf{1}_w^{h,t}(z, a, n, j)$ and $\mathbf{1}_w^{h,p}(z, a, n, j)$ indicate whether the match is acceptance to the firm. In each case, the worker decides whether to accept the job, represented by the max operators.

A solution to these problems is a birth indicator for women who are non-employed, $\mathbf{1}_w^{n,u}(a, n)$, defined as follows:

$$\mathbf{1}_w^{n,u}(a, n) = \begin{cases} 1 & \text{if } \bar{V}_w^u(a, n+1) > \bar{V}_w^u(a, n) + \kappa_n \\ 0 & \text{otherwise,} \end{cases}$$

and two indicators for job acceptance, one for temporary contract, $\mathbf{1}_w^{u,t}(z, a, n, j)$, and one for permanent contracts, $\mathbf{1}_w^{u,p}(z, a, n, j)$, defined by

$$\mathbf{1}_w^{u,t}(z, a, n, j) = \begin{cases} 1 & \text{if } V_w^{e,t}(z, a, n, j) - V_w^u(a, n) \geq 0 \\ 0 & \text{otherwise,} \end{cases}$$

and

$$\mathbf{1}_w^{u,p}(z, a, n, j) = \begin{cases} 1 & \text{if } V_w^{e,p}(z, a, n, j) - V_w^u(a, n) \geq 0. \\ 0 & \text{otherwise.} \end{cases}$$

A.3 Decisions by Male Workers

The value of employment for a man in occupation $j \in \mathcal{J}$ is equal to

$$V_m^e(j) = w_m + \rho [\delta_m V_m^u + (1 - \delta_m) V_m^e(j)] = \frac{w_m + \rho \delta_m V_m^u}{1 - \rho(1 - \delta_m)} \quad \forall j$$

while the value of non-employment for men is equal to

$$\begin{aligned} V_m^u &= b_m + \rho \left[(1 - \phi_u) V_m^u + \phi_u \sum_{j \in \mathcal{J}} \max\{0, V_m^e(j)\} Y(j) \right] = \\ &\quad \frac{b_m + \rho \phi_u \sum_{j \in \mathcal{J}} \max\{0, V_m^e(j)\} Y(j)}{1 - \rho(1 - \phi_u)} \\ \implies V_m^u &= \frac{b_m}{1 - \rho(1 - \phi_u)} + \frac{\rho \phi_u}{1 - \rho(1 - \phi_u)} \max\{0, V_m^e\} \end{aligned}$$

A solution to this problem is an indicator function for job acceptance

$$\mathbf{1}_m^u = \begin{cases} 1 & \text{if } V_m^e \geq 0 \\ 0 & \text{otherwise} \end{cases}$$

A.4 Equilibrium

A stationary recursive competitive equilibrium for this economy is a set of value functions for men and women, a set of value functions for active and vacant jobs, policy functions for hiring into a temporary contract, promotion into a permanent contract, and separation from temporary and permanent contracts, policy functions for fertility decision, quit from temporary and permanent contracts and reduced work-time decisions, wage schedules for men and women under temporary and full-time permanent contracts, and women with children under reduced time-work arrangement, job finding probabilities, measures of aggregate

non-employment and aggregate vacancies, and the distribution of non-employed women across states, such that:

- *optimality 1*: the policy functions for hiring into a temporary contract, promotion into a permanent contract, and separation from temporary and permanent contracts are the solution to the firms' value functions;
- *optimality 2*: the policy functions for fertility decisions, quits from temporary and permanent contracts, and reduced work-time decisions are determined are the solution to the workers' value functions;
- *free entry*: jobs are created until the value of posting vacancy is equal to its cost;
- *bargaining*: wages are determined as the solution of the Binmore et al. (2006) type of bargaining problem;
- *consistency*: distributions of workers replicate themselves over time through the policy functions and flows across states.

A.5 Solution Algorithm

To solve the model, we implement the following algorithm.

1. Use the solution to the bargaining problem to determine the wage for men w_m , the wage schedules for women under temporary contracts $w_w^t(z, a, n, j)$, for women under permanent contracts full-time contracts $w_w^p(z, a, n, j)$, and for women with kids under a permanent contract with a reduced working schedule, $w_w^r(z, a, n, j)$
2. Make or update the guess for labor market tightness, θ
3. Use the definition of matching functions and the guess for the for labor market tightness to compute the job contact probability for firms

$$\phi_v = \frac{\eta}{\sqrt{\theta}}$$

and for unemployed workers, i.e.

$$\phi_u = \phi_v \theta.$$

4. Use ϕ_u and the wage solutions to jointly solve the problem of unemployed workers, the problem of employed workers, and the problem of active jobs. Store value functions and policy functions.
5. Use the policy functions to simulate a large panel of individuals and construct the distribution of non-employed women across individual states, $\psi_u^w(a, n)$, and the measure of unemployed men and women, μ_m^u and μ_w^u .
6. Use ϕ_v , the distribution of unemployed individuals, the value function for temporary job and the policy function for hiring to construct the value of a vacant job.
7. Update guesses:
 - Use the free entry condition for firms to update θ . If the value of entry is larger than zero, increase θ , decrease it otherwise.
8. Go back to point (2) until *convergence*.

B Data Appendix

Our main data source is the 2005–2010 Muestra Continua de Vidas Laborales con Datos Fiscales (MCVL), a 4% random sample of individuals registered with the Spanish Social Security in a given year. The MCVL excludes public sector employees covered by a separate social assistance system (MUFACE). Individuals appear in the MCVL if they are employed or receive unemployment benefits during the reference year. The data provide retrospective labor market histories up to 1980 or the individual's first job.

The unit of observation is a labor market spell—either a job (with contract type, industry, occupation, sector, hours, etc.) or an unemployment spell. Each includes start and end dates, firm identifier, and earnings. Additional individual characteristics (e.g., age and gender) are drawn from Social Security records. The MCVL is

matched with municipal registries for education, nationality, and household composition, allowing us to infer marital and parental status based on cohabiting individuals. We identify a woman as married if a male household member is within -2 to +10 years of her age, and as a mother if children aged 0–16 are present. Women in households with multiple potential spouses or mothers are excluded.

We construct a quarterly panel of women's employment histories using labor market spells. Since contract type is key to our analysis and only reliably observed after 1996, we restrict job spells to 1996–2006. We define the main job in each quarter as follows: if a worker holds multiple jobs, we select the one with the highest quarterly earnings, or if tied, the one with the job that has the highest yearly earnings in the current year, or—if still tied—the oldest job.

B.1 Main Variables in MCVL

Daily Wages. The MCVL contains social security contributions at the establishment level. Recorded contributions could be top- or bottom-coded. For each individual, we calculate censored daily wages by dividing CPI2015-adjusted quarterly earnings on the main job in the quarter by the number of days worked in that quarter. Finally, we trim 0.5% of outliers from the bottom and the top. We also drop observations if a person worked less than 10 days in a quarter or if her part-time coefficient is very small (less than 10% of full-time equivalent hours). Finally, we assign missing values to the earnings of those who are unemployed, unless they report otherwise.¹¹ After that we follow the procedure of top- and bottom-coding adjustment, described in section B.2.

Full-time Dummy. For each individual, we observe her contract type. We build a dummy variable of a full-time contract by looking at the name of the contract. Full-time dummy is equal to 1 if contract type is 1, 8, 11, 20, 28, 30, 31, 35, 36, 37, 40, 41, 42, 43, 44, 45, 46, 47, 48, 49, 50, 53, 54, 55, 56, 57, 58, 60, 61, 62, 66, 67, 68, 69, 70, 71, 72, 75, 77, 78, 79, 80, 82, 85, 86, 87, 88, 91, 92, 96, 97, 100, 101, 109, 130, 131, 139, 141, 150, 151, 152, 153, 154, 155, 156, 157, 189, 401, 402, 403, 408, 410, 418, 420, 421, 430, 431, 441, 450, 451, 457. Full-time dummy is equal to zero if the contract type is

¹¹In MCVL there is a variable ("part-time coefficient") that characterizes what fraction of full-time hours individuals work. This helps us to calculate full-time equivalent earnings.

3, 4, 6, 18, 23, 24, 25, 26, 27, 34, 38, 63, 64, 65, 73, 76, 81, 83, 84, 89, 93, 94, 95, 98, 102, 181, 182, 183, 184, 185, 186, 200, 209, 230, 231, 239, 241, 250, 251, 252, 253, 254, 255, 256, 257, 289, 300, 309, 330, 350, 351, 352, 353, 354, 355, 356, 357, 500, 501, 502, 503, 508, 510, 518, 520, 530, 531, 540, 541, 550, 551, 552, 557. Those contracts, that we cannot pin down whether they are part-time or full-time (contract types 5, 9, 14, 15, 16, 17, 22, 29, 32, 33, 59) or we are not able to pin down their type at all (contract types 0, 7, 10, 12, 13, 19, 39, 51, 52, 74, 331, 389, 452, 990), we treat as a missing variable. Contract type 90 is also treated as a missing variable because it does not imply a working relationship, since it corresponds to receivers of unemployment benefits.

Workweek Reduction. By the Law 39/1999 all wage and salary workers with children under 6 years old could take a workweek reduction of one-third to one-half of their usual full-time schedule. The child's maximum age was raised to 8 in 2007 and to 12 in 2012. The minimum workweek reduction was lowered to one-eighth in 2007. We create a dummy for workweek reduction. It is equal to zero if a worker has a full-time contract and his/her youngest child is below 6 until 2007, and his part-time coefficient is either equal to 0 (corresponds to 100% full-time work), or is between 875 and 999. The dummy takes value one if a worker has a full-time contract, but his part-time coefficient is below 875 and above 500.

Newborns. Dummy variable equal to one in the quarter of birth of a new household member. Otherwise, it is equal to zero.

Promotion / Contract conversion. We consider two consecutive periods. If a person is in a temporary contract in period t and stays with a temporary contract in period $t+1$, this dummy is equal to zero. If a temporary contract in period t converts into a permanent contract for period $t+1$, the dummy is equal to 1.

Industry. The sector of economic activity is provided in MCVL, and it corresponds to the year when MCVL information is extracted. To update this information for other years, we use different MCVL waves. For the years 2005 to 2008, only CNAE93 is available; in MCVL 2009, only CNAE09 is provided (with no information on CNAE93). Starting from MCVL 2010, both classifications are recorded, but CNAE93 reflects the value from 2009. We use MCVL 2010 and later to create a crosswalk between 2 classifications: CNAE93 and CNAE09, and to ensure

consistency across years, we input CNAE09 for establishments in years before 2010. In the paper, we use the latter classification. If there is no data available for cross-referencing CNAE93 and CNAE09 for the same firm, but either CNAE93 or CNAE09 is available for the firm for at least one year, we use the classification crosswalk provided by INE.

College. We create a dummy that is equal to 1 if an individual finishes tertiary education (corresponds to the educational code bigger than 44 from the Municipal Registry of Inhabitants).

Permanent/temporary job dummies. For each individual, we look at the name of the contract and define if the contract is permanent or temporary. The contract is permanent for contract numbers: 1, 3, 8, 9, 11, 18, 20, 23, 28, 35, 38, [40,50], [59,63], 65, 69, 70, 71, 80, 81, 86, 88, 89, 91, 98, [100,389]. The contract is temporary for contract numbers: 2, 4, 5, 6, 7, 10, 12, 17, 19, 21, 22, [24,27], [29,34], 36, 37, 39, [51,58], 64, 66, 67, 68, [72,79], [82,85], 87, [92,97], [401,557]. If the contract type is equal to zero (there is a non-noticeable fraction of such contracts before 2000, and especially before 1997), we use the employment type variable (tipo de relacion laboral) and replace the permanent contract dummy to 1 if these are civil servants and statutory personnel (emptytype=901 and 910), with 0 if these are temporary statutory staff in health sector (emptytype=932) or interim civil servants (902).

We also replace permanent contract dummy with a missing value if the employment type variable is equal to: 400 and 500 (have some peculiarity under the Workers' Statute that prevents them from being considered as having started employment), (751, 752, 753, 754, 755, 756 (in unemployment situation), and other types of employment types: 87 (apprenticeship contract), 930 (worker-members of cooperatives), 951 (board members/managing directors/babor partners) and 983 (unemployment contributions for permanent agricultural workers). We replace permanent type dummy with 1 for the years prior to 1984 (no temporal contracts existed then). We also replace permanent dummy with a missing value for the worker group (Collectivo Trabajador-E.T.T.) 4100 (Unemployed individuals registered with the Public Employment Service).

We identify "jumps" between quarters within the same firm: e.g., if the person held a temporary position, then appears for one quarter as a permanent, and then

appears as temporary again, we correct the intermediate permanent into temporary. We identify spells with duration longer than 16 quarters, and if the contract is marked as temporary after 16 quarters, we automatically convert it into permanent.

B.2 Top- and Bottom-Coding Adjustment

In MCVL, there are two salary variables. One is coming from tax registers, but it is available only in the years of extraction of MCVL (i.e. 2005-2015). Another, social security contribution base, “base de cotización”, is available for the entire observation period (1996-2015). For the beginning of our observation period, 1996-2004, we cannot use tax values as they are not available. Social security contribution bases, however, are bottom-coded and top-coded (rather few individuals are bottom-coded, but about 6.5% are top-coded). The maximum and minimum caps vary over time (adjusted for the evolution of the minimum wage rate and inflation) and by occupation groups. To be able to make use of the entire period, 1996-2015, we are using the social security income data, and we adjust this data for top- and bottom-coding, following the procedure of Bonhomme and Hospido (2017).¹²

In our analysis, we use daily wages, computed as the ratio between the quarterly contribution base and the number of days worked in that particular quarter. First, we identify top- and bottom-coded observations by comparing daily salary to minimal and maximal daily contribution base, specific for different occupation groups, and assign an observation to bottom-coded (top-coded) if it is smaller (bigger) than bottom-coded threshold + 1% (top-coded threshold - 1%). Then we use a cell-specific Tobit model to impute earnings to individuals whose earnings are censored (10 imputations per censored observation). The cells are based on three sources of heterogeneity: skills, age, and time. Skill groups are defined using the variable *occupation* (“grupo de cotización”) as “high-skilled” (occupation groups 1-3), “medium-skilled” (groups 4-7), “low-skilled” (groups 8-10). Age is based on 5-year age groups: 25-30, 31-35, 36-40, 41-45 years. Time dimension contains year and quarter (from 1990 to 2015). This yields in total $3 \times 4 \times 80 = 960$ cells. For each cell,

¹²We thank Laura Hospido for providing us the Stata codes to implement this procedure.

we assume log-normal distribution of daily earnings with mean μ_c and variance σ_c and estimate these parameters using the maximum likelihood estimator. Denoting as Φ the standard normal cumulative distribution function, the cell-specific likelihood function looks like this:

$$\sum_{cens_i=-1} \log \Phi \left(\frac{\log \underline{w}_c - \mu_c}{\sigma_c} \right) + \sum_{cens_i=0} \left(-\frac{1}{2} \log \sigma_c^2 - \frac{1}{2\sigma_c^2} (\log w_i - \mu_c)^2 \right) + \sum_{cens_i=1} \left(\log(1 - \Phi(\frac{\log \bar{w}_c - \mu_c}{\sigma_c})) \right),$$

where $cens_i = -1$ if observation i is bottom-coded, $cens_i = 1$ if it is top-coded, and $cens_i = 0$ otherwise.

Simulating observations is simply calculating the following expressions for the bottom and top-coded observations accordingly:

$$w_{ij} = \hat{\mu}_c + \hat{\sigma}_c \Phi^{-1} \left[u_{ij} \Phi \left(\frac{\log \underline{w}_c - \hat{\mu}_c}{\hat{\sigma}_c} \right) \right]$$

$$w_{ij} = \hat{\mu}_c + \hat{\sigma}_c \Phi^{-1} \left[\Phi \left(\frac{\log \bar{w}_c - \hat{\mu}_c}{\hat{\sigma}_c} \right) + u_{ij} \left(1 - \Phi \left(\frac{\log \bar{w}_c - \hat{\mu}_c}{\hat{\sigma}_c} \right) \right) \right],$$

where $j = 1, 2, \dots, 10$, and u_{ij} is drawn from a standard uniform distribution. After each observation is simulated $j = 10$ times, we take the average value of this observation.

B.3 Job flexibility measure in ACS

Example of sectors with the highest flexibility (lowest share of males working more than 50 hours a week). In brackets, we provide the share of men working more than 50 hours a week.

- Activities of households as employers of domestic personnel [13.54]
- Residential care activities [14.02]
- Social work activities without accommodation for the elderly and disabled [14.53]

- Hospital activities [14.96]
- Medical and dental practice activities [15.41]
- Other social work activities without accommodation [18.47]
- Education [19.24]

Example of sectors with the lowest flexibility (highest share of males working more than 50 hours a week). In brackets, we provide the share of men working more than 50 hours a week.

- Hunting, trapping and related service activities [44.12]
- Food service activities [43.79]
- Retail sale in non-specialised stores [43.06]
- Retail sale of automotive fuel in specialised stores [41.40]
- Retail sale of food, beverages and tobacco in specialised stores [40.16]
- Fishing [40.08]
- Manufacture of furniture [37.15]

B.4 Summary of the data

Table B.1 reports descriptive statistics for selected variables in our sample.

C Estimation Appendix

C.1 External Parameters

Table C.1 lists the parameters calibrated externally, their value, and their source/target.

C.2 Estimation Algorithm and Fit

In the estimation algorithm, we exploit the free entry condition, i.e.

$$\phi_v = \frac{\kappa_v}{EJ^v}$$

Table B.1: Descriptive Statistics

	Mean	SD	Min	Max	N.Obs.
age (years)	34.1	5.56	25	44	7946291
female	0.42	0.49	0	1	7946291
college	0.23	0.42	0	1	7938394
spouse present	0.42	0.49	0	1	7946291
# children	1.01	1.04	0	9	7946291
childless	0.40	0.49	0	1	7946291
full-time	0.89	0.31	0	1	6936443
permanent jobs	0.69	0.46	0	1	7946291
temporary jobs	0.31	0.46	0	1	7946291
flexible jobs	0.56	0.50	0	1	7882681
# jobs in a quarter	1.04	0.22	1	6	7946291
experience (years)	8.60	5.31	0	27	7946291
tenure (years)	4.30	4.56	0	26	7946291
daily earnings	60.7	40.1	4.07	1844.7	7823534
daily earnings, log	3.95	0.53	1.40	7.52	7823534

NOTES: The sample refers to native individuals with non-missing wages and sector, age 25-44 y.o., continuously employed in the quarter of reference. Earnings are expressed in 2015 euros using the CPI index. Age, experience, and job tenure are expressed in years. SOURCE: MCVL 1996-2006.

Table C.1: Parameters calibrated outside the model

Parameter	Description	Value	Targets/Notes
<i>Demographics parameters</i>			
$\tilde{\rho}$	Discount Factor	0.9967	4% yearly return
ρ^d	Survival Probability	0.0021	# of years in labor market (25-44)
ρ^c	Prob. child leaves home	0.0139	# of years for children (0-6)
<i>Wage parameters</i>			
b_m	Net unemp. benefit, men (euros)	122.68	Data, EU-SILC
b_w	Net unemp. benefit, women (euros)	107.88	Data, EU-SILC
ω_r	WWR wage penalty	0.7576	Data, MCVL
<i>Labor market and policies</i>			
β	Bargaining power	0.50	Pissarides (2009)
ϱ	Maternity leave, length	0.25	4 months duration
ι	Maternity leave, replacement	0.90	90% of contracted wage

NOTES: This table reports the list of parameters calibrated outside the model.

and the definition of job filling rate,

$$\phi_v = \frac{\eta}{\sqrt{\theta}}$$

to treat the market tightness, θ , as a parameter to estimate and let the cost of posting vacancy be an equilibrium object, equal to $\kappa_v = \phi_v \mathbf{E}[J^v]$. Given the functional form, θ and η are not separately identifiable. Hence, without loss of generality, we impose $\theta = 1$ in the baseline equilibrium.

To estimate the model, we follow this algorithm:

1. Guess the following parameters:

$$\vartheta = [\vartheta_0, \vartheta_1]$$

where

$$\begin{aligned} \vartheta_0 = \{ & \chi_{j=1}, \chi_p, \pi^t, \delta_w^t, \delta_w^p, \delta_w^r, \omega_w \omega_r, \alpha_a, \gamma_u, \gamma_e, \gamma_r, \\ & \pi_w^e(j=1), \pi_w^e(j=0, n=0), \pi_w^e(j=0, n=1), \pi_w^e(j=0, n \geq 2), \\ & \Theta(n=0), \Theta(n=1), \Theta(n=2), \Theta(n=3), \\ & \varphi_z, \kappa^t, \kappa^p, \kappa_v, \kappa_n, c^f, \\ & \sigma(n=0), \sigma(n=1), \sigma(n=2), \sigma(n=3) \} \end{aligned}$$

and

$$\vartheta_1 = \{A, \eta, \delta_m\}$$

2. Estimate parameters in ϑ_1 , to match the average wage, the E-to-NE transition rate and the employment share for men. To do so:
 - (a) Compute average wage for men, w_m using solution of bargaining problem
 - (b) Simulate large panel of men (no need to solve the value functions for men)
 - (c) Compute employment share of population and E-to-NE transition rate

using simulated data and check convergence.

(d) Update guesses as follows:

- i. increase A if simulated average wage is lower than targeted, decrease it otherwise
- ii. increase η if simulated employment share is lower than targeted, increase it otherwise
- iii. increase δ_m if simulated E-to-NE transition rate is lower than targeted, decrease it otherwise

(e) Iterate till convergence

3. Given the estimates for A , η and δ_m , compute wage schedule for women, solve the value functions and obtain policy functions
4. Use policy functions to simulate large panel of women
5. Compute relevant moments using simulated data and evaluate the distance function:

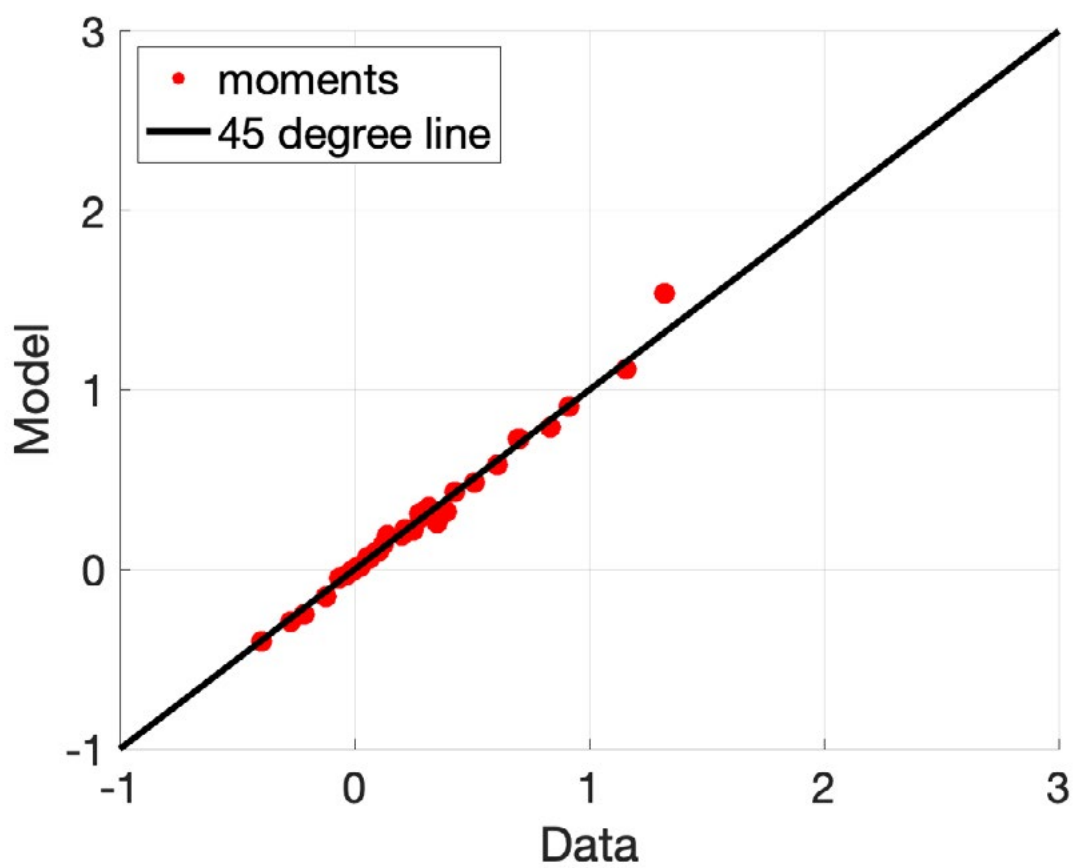
$$D(\vartheta) = m(\vartheta)' \Sigma m(\vartheta)$$

where Σ is positive definite matrix.

6. Update guesses in ϑ_0 and iterate to minimize the distance function

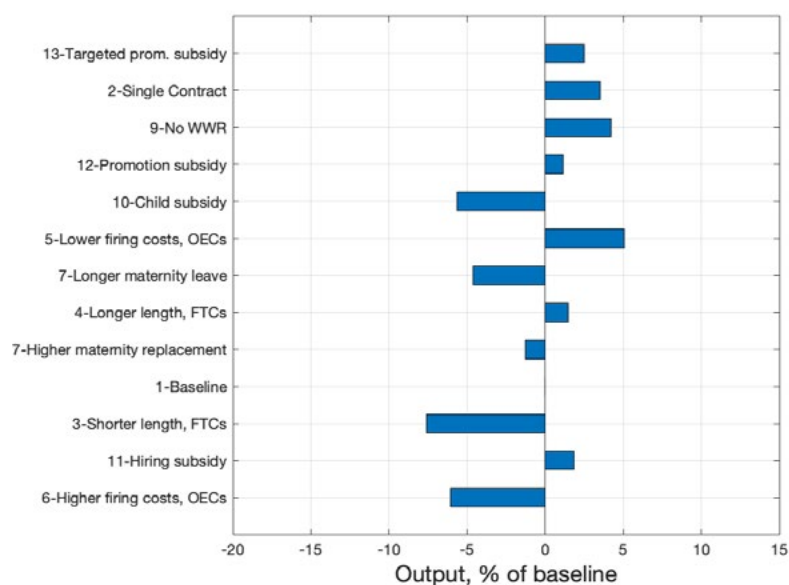
Figure C.1 shows the estimation fit.

Figure C.1: Model Fit



D Counterfactual Appendix

Figure D.1: Output gains and losses

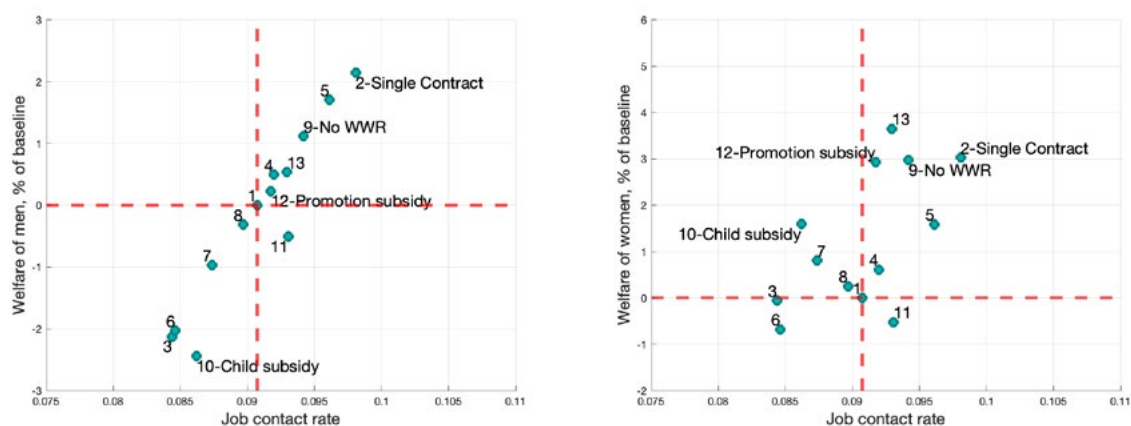


NOTES: This figure reports a model-based aggregate output across policy experiments as a percentage of baseline value. Scenarios are ranked based on women's welfare.

Figure D.2: Welfare and Labor Market Fluidity

(A) Men

(B) Women



NOTES: This figure scatter model-based welfare of men (panel A) and women (panel B) against job contact rates, across policy experiments.

BANCO DE ESPAÑA PUBLICATIONS

WORKING PAPERS

- 2430 MIGUEL GARCÍA-POSADA and PETER PAZ: The transmission of monetary policy to credit supply in the euro area.
- 2431 KLODIANA ISTREFI, FLORENS ODENDAHL and GIULIA SESTIERI: ECB communication and its impact on financial markets.
- 2432 FRUCTUOSO BORRALLÓ, LUCÍA CUADRO-SÁEZ, CORINNA GHIRELLI and JAVIER J. PÉREZ: “El Niño” and “La Niña”: Revisiting the impact on food commodity prices and euro area consumer prices.
- 2433 VÍCTOR CABALLERO, CORINNA GHIRELLI, ÁNGEL LUIS GÓMEZ and JAVIER J. PÉREZ: The public-private wage GAP in the euro area a decade after the sovereign debt crisis.
- 2434 LIDIA CRUCES, ISABEL MICÓ-MILLÁN and SUSANA PÁRRAGA: Female financial portfolio choices and marital property regimes.
- 2435 RODOLFO G. CAMPOS, ANA-SIMONA MANU, LUIS MOLINA and MARTA SUÁREZ-VARELA: China’s financial spillovers to emerging markets.
- 2436 LUDOVIC PANON, LAURA LEBASTARD, MICHELE MANCINI, ALESSANDRO BORIN, PEONARE CAKA, GIANMARCO CARIOLA, DENNIS ESSERS, ELENA GENTILI, ANDREA LINARELLO, TULLIA PADELLINI, FRANCISCO REQUENA and JACOPO TIMINI: Inputs in Distress: Geoeconomic Fragmentation and Firms’ Sourcing.
- 2437 DANIEL DEJUAN-BITRIA, WAYNE R. LANDSMAN, SERGIO MAYORDOMO and IRENE ROIBÁS: How do changes in financial reporting standards affect relationship lending?
- 2438 ALICIA AGUILAR and RICARDO GIMENO: Discrete Probability Forecasts: What to expect when you are expecting a monetary policy decision.
- 2439 RODOLFO G. CAMPOS, JESÚS FERNÁNDEZ-VILLAVÉRDE, GALO NUÑO and PETER PAZ: Navigating by Falling Stars: Monetary Policy with Fiscally Driven Natural Rates.
- 2440 ALEJANDRO CASADO and DAVID MARTÍNEZ-MIERA: Local lending specialization and monetary policy.
- 2441 JORGE ABAD, DAVID MARTÍNEZ-MIERA and JAVIER SUÁREZ: A macroeconomic model of banks’ systemic risk taking.
- 2442 JOSEP PIJOAN-MAS and PAU ROLDAN-BLANCO: Dual labor markets and the equilibrium distribution of firms.
- 2443 OLYMPIA BOVER, LAURA HOSPIDO and ANA LAMO: Gender and Career Progression: Evidence from the Banco de España.
- 2444 JESÚS FERNÁNDEZ-VILLAVÉRDE, GALO NUÑO and JESSE PERLA: Taming the curse of dimensionality: quantitative economics with deep learning.
- 2445 CLODOMIRO FERREIRA and STEFANO PICA: Households’ subjective expectations: disagreement, common drivers and reaction to monetary policy.
- 2446 ISABEL MICÓ-MILLÁN: Inheritance Tax Avoidance Through the Family Firm.
- 2447 MIKEL BEDAYO, EVA VALDEOLIVAS and CARLOS PÉREZ: The stabilizing role of local claims in local currency on the variation of foreign claims.
- 2501 HENRIQUE S. BASSO, MYROSLAV PIDKUYKO and OMAR RACHEDI: Opening the black box: aggregate implications of public investment heterogeneity.
- 2502 MARCO BARDOSCIA, ADRIAN CARRO, MARC HINTERSCHWEIGER, MAURO NAPOLETANO, LILIT POPOYAN, ANDREA ROVENTINI and ARZU ULUC: The impact of prudential regulations on the UK housing market and economy: insights from an agent-based model.
- 2503 IRINA BALTEANU, KATJA SCHMIDT and FRANCESCA VIANI: Sourcing all the eggs from one basket: trade dependencies and import prices.
- 2504 RUBÉN VEIGA DUARTE, SAMUEL HURTADO, PABLO A. AGUILAR GARCÍA, JAVIER QUINTANA GONZÁLEZ and CAROLINA MENÉNDEZ ÁLVAREZ: CATALIST: A new, bigger, better model for evaluating climate change transition risks at Banco de España.
- 2505 PILAR GARCÍA and DIEGO TORRES: Perceiving central bank communications through press coverage.
- 2506 MAR DELGADO-TÉLLEZ, JAVIER QUINTANA and DANIEL SANTABÁRBARA: Carbon pricing, border adjustment and renewable energy investment: a network approach.
- 2507 MARTA GARCÍA RODRÍGUEZ: The role of wage expectations in the labor market.
- 2508 REBECA ANGUREN, GABRIEL JIMÉNEZ and JOSÉ-LUIS PEYDRÓ: Bank capital requirements and risk-taking: evidence from Basel III.
- 2509 JORGE E. GALÁN: Macroprudential policy and the tail risk of credit growth.

- 2510 PETER KARADI, ANTON NAKOV, GALO NUÑO, ERNESTO PASTÉN and DOMINIK THALER: Strike while the Iron is Hot: Optimal Monetary Policy with a Nonlinear Phillips Curve.
- 2511 MATTEO MOGLIANI and FLORENS ODENDAHL: Density forecast transformations.
- 2512 LUCÍA LÓPEZ, FLORENS ODENDAHL, SUSANA PÁRRAGA and EDGAR SILGADO-GÓMEZ: The pass-through to inflation of gas price shocks.
- 2513 CARMEN BROTO and OLIVIER HUBERT: Desertification in Spain: Is there any impact on credit to firms?
- 2514 ANDRÉS ALONSO-ROBISCO, JOSÉ MANUEL CARBÓ, PEDRO JESÚS CUADROS-SOLAS and JARA QUINTANERO: The effects of open banking on fintech providers: evidence using microdata from Spain.
- 2515 RODOLFO G. CAMPOS and JACOPO TIMINI: Trade bloc enlargement when many countries join at once.
- 2516 CORINNA GHIRELLI, JAVIER J. PÉREZ and DANIEL SANTABÁRBARA: Inflation and growth forecast errors and the sacrifice ratio of monetary policy in the euro area.
- 2517 KOSUKE AOKI, ENRIC MARTORELL and KALIN NIKOLOV: Monetary policy, bank leverage and systemic risk-taking.
- 2518 RICARDO BARAHONA: Index fund flows and fund distribution channels.
- 2519 ALVARO FERNÁNDEZ-GALLARDO, SIMON LLOYD and ED MANUEL: The Transmission of Macroprudential Policy in the Tails: Evidence from a Narrative Approach.
- 2520 ALICIA AGUILAR: Beyond fragmentation: unraveling the drivers of yield divergence in the euro area.
- 2521 RUBÉN DOMÍNGUEZ-DÍAZ and DONGHAI ZHANG: The macroeconomic effects of unemployment insurance extensions: A policy rule-based identification approach.
- 2522 IRMA ALONSO-ALVAREZ, MARINA DIAKONOVA and JAVIER J. PÉREZ: Rethinking GPR: The sources of geopolitical risk.
- 2523 ALBERTO MARTÍN, SERGIO MAYORDOMO and VICTORIA VANASCO: Banks vs. Firms: Who Benefits from Credit Guarantees?
- 2524 SUMIT AGARWAL, SERGIO MAYORDOMO, MARÍA RODRÍGUEZ-MORENO and EMANUELE TARANTINO: Household Heterogeneity and the Lending Channel of Monetary Policy.
- 2525 DIEGO BONELLI, BERARDINO PALAZZO, and RAM YAMARTHY: Good inflation, bad inflation: implications for risky asset prices.
- 2526 STÉPHANE BONHOMME and ANGELA DENIS: Fixed Effects and Beyond. Bias Reduction, Groups, Shrinkage and Factors in Panel Data.
- 2527 ÁLVARO FERNÁNDEZ-GALLARDO and IVÁN PAYÁ: Public debt burden and crisis severity.
- 2528 GALO NUÑO: Three Theories of Natural Rate Dynamics.
- 2529 GALO NUÑO, PHILIPP RENNER and SIMON SCHEIDEGGER: Monetary policy with persistent supply shocks.
- 2530 MIGUEL ACOSTA-HENAO, MARÍA ALEJANDRA AMADO, MONTSERRAT MARTÍ and DAVID PÉREZ-REYNA: Heterogeneous UIPDs across Firms: Spillovers from U.S. Monetary Policy Shocks.
- 2531 LUIS HERRERA and JESÚS VÁZQUEZ: Learning from news.
- 2532 MORTEZA GHOMI, JOCHEN MANKART, RIGAS OIKONOMOU and ROMANOS PRIFTIS: Debt maturity and government spending multipliers.
- 2533 MARINA DIAKONOVA, CORINNA GHIRELLI and JAVIER J. PÉREZ: Political polarization in Europe.
- 2534 NICOLÁS FORTEZA and SERGIO PUENTE: Measuring non-workers' labor market attachment with machine learning.
- 2535 GERGELY GANICS and LLUC PUIG CODINA: Simple Tests for the Correct Specification of Conditional Predictive Densities.
- 2536 HENRIQUE S. BASSO and OMAR RACHEDI: Robot adoption and inflation dynamics.
- 2537 PABLO GARCIA, PASCAL JACQUINOT, ČRT LENARČIČ, KOSTAS MAVROMATIS, NIKI PAPADOPOULOU and EDGAR SILGADO-GÓMEZ: Green transition in the Euro area: domestic and global factors.
- 2538 MARÍA ALEJANDRA AMADO, CARLOS BURGA and JOSÉ E. GUTIÉRREZ: Cross-border spillovers of bank regulations: Evidence of a trade channel.
- 2539 ALEJANDRO CASADO and DAVID MARTÍNEZ-MIERA: Banks' specialization and private information.
- 2540 CHRISTIAN E. CASTRO, ÁNGEL ESTRADA GARCÍA and GONZALO FERNÁNDEZ DIONIS: Diversifying sovereign risk in the Euro area: empirical analysis of different policy proposals.
- 2541 RAFAEL GUNTIN and FEDERICO KOCHEN: The Origins of Top Firms.
- 2542 ÁLVARO FERNÁNDEZ-GALLARDO: Natural disasters, economic activity, and property insurance: evidence from weekly U.S. state-level data.
- 2543 JOSÉ ELÍAS GALLEGOS, ESTEBAN GARCÍA-MIRALLES, IVÁN KATARYNIUK and SUSANA PÁRRAGA RODRÍGUEZ: Fiscal Announcements and Households' Beliefs: Evidence from the Euro Area.
- 2544 LUIS HERRERA, MARA PIROVANO and VALERIO SCALONE: From risk to buffer: Calibrating the positive neutral CCyB rate.
- 2545 ESTEBAN GARCÍA-MIRALLES et al.: Fiscal drag in theory and in practice: A European perspective.
- 2546 TATSURO SENGU and IACOPO VAROTTO: Investment Irreversibility in a Granular World.
- 2547 OLYMPIA BOVER, NEZIH GUNER, YULIYA KULIKOVA, ALESSANDRO RUGGIERI and CARLOS SANZ: Family-friendly policies and fertility: What firms have to do with it?