

TRADE BLOC ENLARGEMENT WHEN MANY COUNTRIES JOIN AT ONCE

2025

BANCO DE **ESPAÑA**
Eurosistema

Documentos de Trabajo
N.º 2515

Rodolfo G. Campos and Jacopo Timini

TRADE BLOC ENLARGEMENT WHEN MANY COUNTRIES JOIN AT ONCE

TRADE BLOC ENLARGEMENT WHEN MANY COUNTRIES JOIN AT ONCE ^(*)

Rodolfo G. Campos

BANCO DE ESPAÑA

Jacopo Timini

BANCO DE ESPAÑA

(*) We thank an anonymous referee and seminar participants at the Banco de España for their helpful comments.
Declarations of interest: none.

Documentos de Trabajo. N.º 2515

March 2025

<https://doi.org/10.53479/39258>

The Working Paper Series seeks to disseminate original research in economics and finance. All papers have been anonymously refereed. By publishing these papers, the Banco de España aims to contribute to economic analysis and, in particular, to knowledge of the Spanish economy and its international environment.

The opinions and analyses in the Working Paper Series are the responsibility of the authors and, therefore, do not necessarily coincide with those of the Banco de España or the Eurosystem.

The Banco de España disseminates its main reports and most of its publications via the Internet at the following website: <http://www.bde.es>.

Reproduction for educational and non-commercial purposes is permitted provided that the source is acknowledged.

© BANCO DE ESPAÑA, Madrid, 2025

ISSN: 1579-8666 (on line)

Abstract

This paper examines the effects of trade bloc enlargement, focusing on simultaneous country entries. Using the European Union (EU) as a case study, we identify three driving forces behind changes in trade flows and welfare gains: i) reduced bilateral trade costs between candidates and current members, ii) candidates adopting the bloc's trade policy towards outsiders, and iii) reduced trade costs among candidates. Our findings highlight the substantial impact of the third force, which may account for at least a third of the welfare gains for candidates, sometimes exceeding the other two forces combined.

Keywords: trade agreement, EU enlargement, international trade, new quantitative trade model.

JEL classification: F13, F14.

Resumen

Este trabajo examina los efectos de la ampliación de los bloques comerciales, con el foco puesto en la entrada simultánea de varios países. Utilizando la Unión Europea (UE) como caso de estudio, identificamos tres fuerzas impulsoras de los cambios en los flujos comerciales y en las ganancias de bienestar: i) la reducción de los costes comerciales bilaterales entre los candidatos y los miembros actuales, iii) la adopción por parte de los candidatos de la política comercial del bloque hacia terceros países, y iii) la reducción de los costes comerciales entre los candidatos. Nuestros resultados ponen de relieve el impacto sustancial de la tercera fuerza, que puede explicar como mínimo un tercio de las ganancias de bienestar de los candidatos, y cuya influencia es superior, en ocasiones, a la de las otras dos fuerzas combinadas.

Palabras clave: acuerdo comercial, ampliación de la UE, comercio internacional, nuevo modelo cuantitativo de comercio.

Códigos JEL: F13, F14.

1 Introduction

In recent years, trade policy has re-emerged as a central topic in economic discussions. The issue has gained relevance not only because of the renewed imposition of tariff and non-tariff barriers and geopolitical tensions, but also because of the signature of new regional agreements, such as the recent agreement between the European Union (EU) and MERCOSUR, and ongoing discussions on the admission of new members to the EU. At the same time, economists have access to a wider range of tools for assessing the impacts of trade policy changes. Advances in data availability, and econometric and modeling techniques have significantly enhanced the precision and scope of trade policy analysis. The result of these developments has been an increase in the importance of simulations in trade policy research and analysis.

In this paper, we use the EU as a case study, to identify three driving forces behind changes in trade flows and welfare gains, and to show their relative importance in simulations. The EU is the largest and arguably the most deeply integrated single market area in the world. Much progress has been made since Belgium, France, Italy, Luxembourg, the Netherlands and the Federal Republic of Germany signed the Treaty of Rome on March 25, 1957, laying the foundations for economic integration among its members. This process included the elimination of tariffs and the drastic reduction of non-tariff barriers between member states and the adoption of a common commercial policy with the rest of the world.

The EU single market has added new members on seven separate occasions. This process, known in EU jargon as “enlargement,” has often involved the simultaneous accession of several countries. For example, the fifth enlargement, which took place in 2004, was the largest to date, bringing ten new countries into the single market at once. Although there have been no new accessions in the last decade, the geopolitical tensions surrounding Russia’s invasion of Ukraine have rekindled the interest of several candidates in joining the bloc (del Río et al., 2025).

In this paper, we focus on one characteristic of the enlargement process of trade blocs: the fact that often many countries join an existing bloc at once. In this situation, economic consequences arise from changes in direct bilateral trade costs *among joining candidates*.¹ Consider, for example, the garment industry in Serbia. Currently, Serbian footwear exports to the EU are subject to a 17% tariff and exports to other Balkan countries, such as Albania, Bosnia-Herzegovina or North Macedonia face tariffs ranging from 15 to 20%. In the case of an EU enlargement to include all Balkan countries, the tariff rates for Serbian footwear exports will fall to zero not only if they are destined for countries currently in the EU, but also for Albania, Bosnia-Herzegovina, or North Macedonia, thus lowering bilateral trade costs

¹The concept of trade costs is usually taken to include both direct bilateral trade costs and multilateral resistance terms that are due to general equilibrium effects. For simplicity, in this paper we will refer to the direct bilateral trade costs as “bilateral trade costs”, or just “trade costs”, when it does not lead to confusion. We also use the terms “candidates” and “joining candidates” interchangeably.

among the candidates to join the EU.² The consequences are not only for tariffs, but also for non-tariff trade barriers.³

Let us consider the three different forces that are at work when several countries join a trade bloc at the same time. The first of these forces is the reduction in bilateral trade costs for all trade flows between candidates and current members of the bloc. This first driver is the most obvious and also the one that has been most studied in previous research. The second force is the change in bilateral trade costs between candidates and other countries that are not part of the bloc. This driver arises because, by joining a trade bloc, candidates often implicitly adopt the trade policy of that trade bloc with the rest of the world. In the case of the EU, for example, countries adopt the bloc's common external tariff and, more generally, the bloc's common commercial policy. This means, for example, that joining candidates will replace their existing set of bilateral agreements with third countries with the EU's trade agreements with third countries.⁴ The third force is the one of primary interest in this study: when many countries join the bloc at the same time, direct bilateral trade costs between the joining candidates also change, as exemplified in our example on Serbian footwear exports.

In this paper, we use the current list of EU candidates to quantify these three driving forces in a hypothetical accession of all candidates to the EU. We follow the usual two-step procedure for evaluating trade policy from an ex-ante perspective. In the first step, we use information from the past to estimate how trade agreements of different degrees of integration typically affect direct bilateral trade flows. In a second step, we use these estimates to inform a general equilibrium quantitative trade model. We use this model to compute the expected change in trade flows and of welfare for countries involved and how each of the three driving forces is expected to contribute to these changes.

In the first step, we use a very flexible approach to estimate the change in bilateral trade costs associated with trade agreements that imply different degrees of integration. This distinction by degree of integration, or type of agreement, is inspired by the work of Baier et al. (2014), Baier et al. (2018), and Baier et al. (2019). We regress bilateral trade flows on indicators of the type of agreement to obtain the partial equilibrium effects of switching from one type of trade agreement to another according to the historical record. We do so using a gravity equation that is derived from an explicit general equilibrium trade model. This means that the partial equilibrium estimates can be mapped into structural parameters of

²Tariff data refer to the year 2018, and are based on the information made available by the World Bank World Integrated Trade Solution (WITS) database. "Footwear" corresponds to HS 6-digit code 640192.

³For example, there might be different labeling and certification requirements for Serbia when its goods are sold in the EU single market and in candidate countries, or differences in the application of pre-shipment inspections, etc.

⁴As with the example of Serbia, there is sometimes an overlap between the existing set of Serbian bilateral trade agreements with third countries and the set of EU trade agreements with third countries. However, the two sets may differ in terms of their scope and depth. For instance, the EU has a customs union with Turkey, while Serbia has a free trade agreement. In other cases, the EU may have agreements with third countries that Serbia does not have, such as a trade agreement with Japan, which Serbia does not have. Finally, in some other cases, Serbia may have agreements with third countries that the EU does not have, such as a trade agreement with the Eurasian Economic Union. In such cases, Serbia will need to phase out these agreements.

this model. In the second step, we use the quantitative trade model to simulate the impact of each of the three drivers on trade volume and welfare for countries that are expected to join the EU in the future. Our general equilibrium simulations indicate that the third force can be quantitatively very important. In the case of the joint accession of all EU candidate countries, a lowering of bilateral trade costs among these joining candidates explains at least a third of the ex-ante welfare gains. For some countries it even exceeds the other two forces combined. This is the case for Georgia, Kosovo, Montenegro, and Turkey. In contrast, the contribution of the second driver (the common trade policy towards outsiders) is positive but relatively small for most candidates, accounting for about 1% of the total increase in international trade and welfare for the median candidate.

The result that the third force is quantitatively large offers a valuable lesson for how evaluations of trade policy should be conducted. Ex-ante evaluations of trade policies are inherently more difficult to conduct than ex-post evaluations. Therefore, they necessarily concentrate only on some of the forces that drive trade, ideally those that are expected to be quantitatively large. The consensus so far has been that the reduction in bilateral trade costs between candidates and current members, i.e., the first driving force is the largest force to contend with. Consequently, virtually all ex-ante studies that quantify the impact of joining a trade bloc study only this first force.⁵ Our results in this paper challenge the current consensus by showing that the reduction of bilateral trade costs between joining candidates when many of them join at the same time (the third force) is an important contributor to welfare gains of new EU members in our case study.

The existence of a third force affecting trade between joining candidates is not a phenomenon that is unique to EU enlargements. This force is always present when more than one country enters into an agreement that regulates any aspect of trade among its members. In fact, it can apply even when two parties sign an agreement that only indirectly changes the way trade within a trade bloc is affected by trade barriers. As an example, consider the EU-MERCOSUR agreement from the perspective of the MERCOSUR countries. This agreement may lead to the harmonization of sanitary controls, technical regulations, conformity assessment procedures, or any other type of non-tariff barrier to access to the EU market, for example by adopting EU regulations. In this case, MERCOSUR countries will have the same regulations as EU countries and among themselves. This harmonization will reduce trade barriers associated with different standards and minimize costly compliance procedures both between the EU and MERCOSUR countries and within MERCOSUR. Our findings are particularly pertinent in light of the current geopolitical landscape. As countries grapple with mounting trade tensions and protectionist policies with some partners, they are simultaneously seeking to negotiate new trade agreements or strengthen existing ones with others. This underscores the renewed relevance of a thorough ex-ante analysis of association agreements.

⁵For example, two well-known studies that use modern quantitative methods to quantify the economic consequences of the accession of the Balkan countries to the EU (Larch et al., 2023; Head and Mayer, 2022) do so.

Our paper is related to the rich literature that has evaluated the trade and welfare gains of being part of the EU single market, either from an ex-ante or ex-post perspective. These studies suggest that the gains from belonging to the EU single market are large (Mayer et al., 2019; Wolfmayr et al., 2019; Head and Mayer, 2021; Anderson and Yotov, 2022; Felbermayr et al., 2022; Heid and Stähler, 2024; Fontagné and Yotov, 2024; Nagengast et al., 2024), and even larger than those from other types of trade agreements (Felbermayr et al., 2018), reflecting the very deep economic integration achieved by the EU. Our results are consistent with this prior research, as they suggest that a future EU enlargements would have substantial and positive effects on trade and welfare in the candidate economies and, to a lesser extent also on current EU members.

Our results bear implications for the part of this literature has looked at past expansions of the European Union from an ex-post perspective, such as the recent studies by Head and Mayer (2021) and Caliendo et al. (2021).⁶ Although these studies quantify the total effect of the EU enlargement, and therefore include the three driving forces we discuss, they do not isolate the differential impact of each one of them. Given the quantitative importance of the third force for the ex-ante evaluation of future EU accessions, we argue that its measurement in ex-post analyses of past enlargements of the European Union would be an important benchmark for informing economic policy.

The remainder of the paper is organized as follows. Section 2 presents the general equilibrium trade model. Section 3 shows how to derive a gravity equation from this model and presents the empirical methodology and results of partial equilibrium estimates of the trade effects of different types of trade agreements to be used in simulations. Section 4 presents the results of the simulations using general equilibrium trade model and shows the importance of each of the three forces that drive trade and welfare. In Section 5 we consider the EU enlargement of 2004 to quantify the importance of the third force in a past experience. Section 6 concludes the paper.

2 A quantitative trade model with a positive supply elasticity

The model

We use a prototypical trade model with positive supply elasticity. This model is standard in the applied trade literature. For example, Allen et al. (2020) use this model as the main example of a trade model in what they call the universal gravity framework. More importantly, a very similar model is used by Head and Mayer (2022) to quantify the effects of EU enlargement to the Balkan candidate countries.

In the model there are N countries, and each country produces a single good. Real output of good i is

⁶In fact, these studies go beyond the role played just by trade policy, and study also the impact of the other freedoms that are part of the European Union.

denoted by Q_i . This good is generated by a Cobb-Douglas production function with constant returns to scale that combines internationally immobile labor (L_i) with intermediate inputs (M_i), as in the model of Eaton and Kortum (2002):

$$Q_i = (A_i L_i)^\zeta M_i^{1-\zeta},$$

where ζ is the share of labor in production and $0 < \zeta < 1$. The parameter $A_i > 0$ denotes country-specific labor productivity.

Intermediate goods are assumed to consist of the same bundle of goods as those entering final consumption. This is convenient because it implies that the price index for intermediate goods for each firm coincides with consumer price index. We denote this price index by P_i . Assuming perfect competition in all goods markets, the price of output in country i is given by

$$p_i = \bar{\kappa}_i w_i^\zeta P_i^{1-\zeta},$$

where $\bar{\kappa}_i > 0$ is a country-specific constant and w_i is the nominal wage rate. We define the value of total output in country i as $Y_i \equiv p_i Q_i$. Because of perfect competition and constant returns to scale in the production function, profits are zero and the value of output is distributed to workers, leading to the macroeconomic accounting identity

$$Y_i = p_i Q_i = w_i L_i.$$

Exporting goods from country i to country j incurs an iceberg trade cost, denoted by $\tau_{ij} \geq 1$. Due to arbitrage in the goods markets, the price paid in the destination country j for a good that is exported from the origin country i is

$$p_{ij} = \tau_{ij} p_i. \quad (1)$$

The amount of goods that reach the destination country j (net of the iceberg cost) is denoted by q_{ij} . The expenditure on this good valued at prices in the destination country can then be expressed as

$$X_{ij} = p_{ij} q_{ij}.$$

Each country is inhabited by a representative consumer who supplies labor inelastically. This consumer values varieties of goods according to a constant elasticity of substitution (CES) function that aggregates goods from all origins, as in the models of Armington (1969), Anderson (1979), and Anderson and van Wincoop (2003). We denote the elasticity of substitution by $\sigma > 1$. The consumer's optimization problem leads to the well-known result that expenditure on goods from different origins can be expressed as a gravity equation

$$X_{ij} = \frac{p_{ij}^{1-\sigma}}{\sum_{k=1}^N p_{kj}^{1-\sigma}} E_j = \frac{p_{ij}^{-\theta}}{\sum_{k=1}^N p_{kj}^{-\theta}} E_j = \frac{p_{ij}^{-\theta}}{P_j^{-\theta}} E_j, \quad (2)$$

where expenditure E_j is defined by $E_j \equiv \sum_i X_{ij}$ and $\theta \equiv \sigma - 1 > 0$ is known as the *trade elasticity*.⁷

⁷The last equality in (2) uses the definition of the price of the CES consumption bundle: $P_j \equiv (\sum_k p_{kj}^{-\theta})^{-1/\theta}$.

Equilibrium requires that output markets clear, that is, that prices and quantities adjust so that real output Q_i in each country equals the aggregate demand from all countries, including the part that is lost to iceberg costs:

$$Q_i = \sum_{j=1}^N \tau_{ij} q_{ij}.$$

Trade deficits $D_i \equiv E_i - Y_i$ are exogenous and we assume that they remain constant. Aggregate consistency requires that trade deficits sum to zero. This model determines only relative prices and nominal quantities are indeterminate. We pin them down with the standard assumption that world income is constant in nominal terms:

$$\sum_i Y_i = \bar{Y},$$

where \bar{Y} is a strictly positive scalar.

This model is an instance of the class of models that Allen et al. (2020) define as the universal gravity framework. Counterfactual simulations for these types of models can be conducted with only minimal information on bilateral trade flows, the trade elasticity θ , and the *supply elasticity* $\psi \equiv (1 - \zeta)/\zeta$.

Comparative statics

We adopt the “hat algebra” notation introduced by Dekle et al. (2008) and define $\hat{x} \equiv x'/x$, where x is the value of any variable in the initial equilibrium and x' is the value of the same variable in the counterfactual equilibrium. With this notation, the comparative statics for real output, income, and the real wage in response to changes in bilateral trade costs can be derived from the change experienced in equilibrium prices as a consequence of the change in trade costs.⁸ They are determined by

$$\begin{aligned} \hat{Q}_i &= \frac{\hat{w}_i}{\hat{p}_i} = \left(\frac{\hat{p}_i}{\hat{P}_i} \right)^\psi, \\ \hat{Y}_i &= \hat{p}_i \hat{Q}_i = \frac{\hat{p}_i^{1+\psi}}{\hat{P}_i^\psi}, \\ \frac{\hat{w}_i}{\hat{P}_i} &= \left(\frac{\hat{p}_i}{\hat{P}_i} \right)^{1+\psi} \end{aligned}$$

We define the trade-deficit-to-income ratio as

$$\delta_i \equiv \frac{D_i}{Y_i}.$$

Comparative statics for welfare (W) are then given by

$$\hat{W}_i = \frac{1 + \delta_i \hat{\delta}_i}{1 + \delta_i} \frac{\hat{w}_i}{\hat{P}_i}.$$

The first term on the right-hand side vanishes with balanced trade, i.e. when $\delta = 0$. The expression for

⁸Detailed derivations of all results in this section can be found in Appendix A.

welfare given here generalizes the usual result for balanced trade, which says that the change in welfare is determined by the change in the real wage. The expression $(1 + \delta_i \hat{\delta}_i)/(1 + \delta_i)$ captures the effect that unbalanced trade has on the change in the ratio of the trade deficit to income and, ultimately, how trade deficits affect the change in consumer purchasing power. Since trade deficits are constant, only the denominator of δ changes, and the comparative statics for the deficit-to-income ratio $\hat{\delta}$ can be calculated directly from the change in income as follows:

$$\hat{\delta}_i = \frac{1}{\hat{Y}_i} = \frac{\hat{P}_i^\psi}{\hat{p}_i^{1+\psi}}.$$

Counterfactual equilibria for this model can be simulated by solving a nonlinear system of equations. We describe this system of equations in Appendix A.

3 Estimation of partial equilibrium effects

If we extend the economic model from the previous section to a panel setting, we obtain an expression for bilateral trade flows of the form

$$X_{ijt} = \tau_{ijt}^{-\theta} p_{it}^{-\theta} \frac{E_{jt}}{P_{jt}^{-\theta}} = \exp(-\theta \ln \tau_{ijt} - \theta \ln p_{it} - \ln E_{jt} + \theta \ln P_{jt}). \quad (3)$$

The first equality follows directly from combining the arbitrage condition (1) with consumer demand (2), and adding a t subscript to all variables to denote time. The second equality uses the fact that the logarithm and exponentiation are inverse functions.

In this expression, $\ln \tau_{ijt}$ is the only term that varies simultaneously by exporter, importer, and time. The other terms depend only on the identity of the exporter or importer. They can be collapsed into country-time dummy variables defined as

$$\begin{aligned} \eta_{it} &\equiv -\theta \ln p_{it}, \\ \phi_{jt} &\equiv -\ln E_{jt} + \theta \ln P_{jt}. \end{aligned}$$

These exporter-time and importer-time fixed effects are the standard way of controlling for “multilateral trade resistances,” as defined by Anderson and van Wincoop (2003).

We model trade costs $\ln \tau_{ijt}$ flexibly by specifying the relationship

$$-\theta \ln \tau_{ijt} = \beta' \mathbf{T} \mathbf{A}_{ijt} + \gamma_t b_{ij} + \omega_{ij}. \quad (4)$$

The vector $\mathbf{T} \mathbf{A}_{ijt}$ contains dummy variables associated with trade agreements that differ in their degree of integration. Following Baier et al. (2014) and Baier et al. (2018), we classify trade agreements into

one-way preferential trade agreements (OWPTA), two-way preferential trade agreements (TWPTA), free trade agreements (FTA), customs unions (CU), and a dummy combining common markets and economic unions (CMECU). The latter includes the way the EU is classified. Importantly, these dummies capture both changes in tariffs (e.g. preferential tariff concessions) and non-tariff measures (e.g. harmonizing or recognizing equivalence for sanitary and phytosanitary standards, simplification of customs procedures, elimination of import quotas, etc.) associated with these trade agreements. Thus, the elements of the vector of coefficients β capture the semi-elasticity of bilateral trade flows to these different types of agreements.

We include a dummy variable b_{ij} that distinguishes international trade flows from domestic trade flows. Following the work of Bergstrand et al. (2015), we let the coefficient of this variable vary over time. The inclusion of $\gamma_t b_{ij}$ is intended to absorb general changes in the ease of trading across international borders—brought about by factors other than trade agreements, such as global trends in multilateral, non-discriminatory, tariff reductions. Studies following the suggestion of Bergstrand et al. (2015) typically interpret the coefficient γ_t as an indirect way of measuring trade globalization, because it captures how the ease of trading internationally evolves relative to trading domestically.

The final element in the specification for trade flows given in (4) is an exporter-importer fixed effect ω_{ij} . The inclusion of these terms follows the recommendation of Baier and Bergstrand (2007), who view them as a strategy to mitigate endogeneity concerns related to trade policy. In addition, they also control for all characteristics with exporter-importer (pair) variation (such as the standard gravity variables: distance, contiguity, common language, colonial relationship) that remain constant over time. Moreover, the inclusion of exporter-importer fixed effects is also a standard way of accounting for trade imbalances and asymmetric trade costs (Waugh, 2010).

Like many other studies estimating the impact of trade policy on trade, we do not explicitly include tariffs as an additional explanatory variable in our model. Incorporating tariffs is challenging due to the lack of consensus on the best indicator, which depends on the data's structure and granularity. Studies that use tariffs typically rely on three types of data: the average tariff applied across all trading partners, the most favored nation (MFN) tariff, or various measures of bilateral tariffs. Each of these has its own advantages and drawbacks relevant to our analysis.

The average applied tariff, while available for many countries, reflects changes in tariffs applied to all trading partners, regardless of trade agreements, complicating the interpretation of trade agreement coefficients. MFN tariffs, also widely available, represent the tariffs countries apply to imports from other WTO members outside of trade agreements, capturing changes dictated by the WTO rather than negotiated agreements. Bilateral tariff data, however, is not available for all countries and, as shown by Teti (2023), suffers from measurement errors due to misreporting.

Therefore, including a separate variable for tariffs in our regressions would complicate the general equilibrium counterfactual simulations, making it difficult to determine the drivers of tariff differences between current EU members, candidates, and third countries.

The main advantage of specifying bilateral trade costs as in (4) is its flexibility and simplicity. Its flexibility lies in its ability to model bilateral trade costs for any combination of country pairs (between current members, candidates and third countries) for agreements of different depths. Its simplicity stems from the fact that it requires only one database that classifies trade agreements according to their depth.

There are alternative approaches that have been successfully used to estimate bilateral trade costs while accounting for heterogeneity. For example, Anderson and Yotov (2022), Fontagné and Yotov (2024), and Nagengast et al. (2024) use country- or group-specific dummy variables to identify different trade flows within the EU, directly obtaining heterogeneous estimates of bilateral trade costs. Generally, these are alternatives that show great promise. However, given our focus on disentangling three different forces, this method becomes prohibitively complicated, especially for identifying our “second force”—the change in trade costs between joining candidates and countries outside the bloc. In this case, we would need separate dummies for trade flows between current EU members and each third country, as well as between candidate countries and each third country.

More importantly, the precise estimation of the causal effect of different types of trade agreements on trade in a partial equilibrium setting—i.e. the exact change in bilateral trade costs dictated by moving from one type of trade agreement (or no agreement) to another—or of any other alternative indicator used to capture potentially heterogeneous changes in trade costs, is beyond the scope of this paper, as its primary objective is to discuss how the three forces influence the design of counterfactual scenarios. In other words, our contribution to the literature is not to provide new partial equilibrium estimates of the variables used in the simulation in a way that improves on previous work, but to ensure that these scenarios are correctly formulated and that the figures obtained from the general equilibrium calculations are therefore more accurate.

Using the definitions of exporter-year and importer-year fixed effects and the relationship assumed for trade costs (4) in the gravity equation (3) implied by the theory yields the following estimating equation:

$$X_{ijt} = \exp (\beta' \mathbf{T} \mathbf{A}_{ijt} + \gamma_t b_{ij} + \eta_{it} + \phi_{jt} + \omega_{ij}) + \varepsilon_{ijt}, \quad (5)$$

where we interpret ε_{ijt} as a combination of measurement error and other omitted variables that may cause trade flows.⁹ We note that the inclusion of exporter-time and importer-time fixed effects controls for all features that vary at the country-time level (such as GDP, GDP per capita, population, etc.), which are therefore not part of the error term.

The object of interest is the vector β , which contains the semi-elasticities of trade with respect to trade agreements of varying depth. The identifying assumption is that trade agreements do not systematically

vary with measurement error or other bilateral time-varying causes of trade flows that are part of the error term. We note that the inclusion of country-time fixed effects removes the general equilibrium effects of trade agreements, implying that the semi-elasticities in β have the interpretation of partial equilibrium objects.

The dependent variable X_{ijt} refers to gross bilateral trade flows between the exporter i and importer j in year t , also including the case where $i = j$ (i.e., domestic trade flows). We estimate equation (5) using a pseudo Poisson maximum likelihood estimator (PPML) and cluster standard errors by country pair.

Data on trade flows are taken from the Centre d'Etudes Prospectives et d'Informations Internationales (CEPII) gravity database (Head et al., 2010; Head and Mayer, 2014), which collects and reports bilateral merchandise trade flows from the International Monetary Fund (IMF) Direction of Trade Statistics (DOTS) database. Trade flows are gross, reported in nominal terms, and expressed in the same currency (thousands of US dollars). Following the standard practice in the estimation of gravity equations, we use nominal trade data for estimations, as the set of country-time fixed effects already accounts for inflation differentials (Baldwin and Taglioni, 2007). We construct domestic trade flows as the difference between nominal Gross Domestic Product (GDP) and nominal total exports (the latter constructed as the sum of bilateral exports; both GDP and trade data are from the same CEPII gravity database).¹⁰

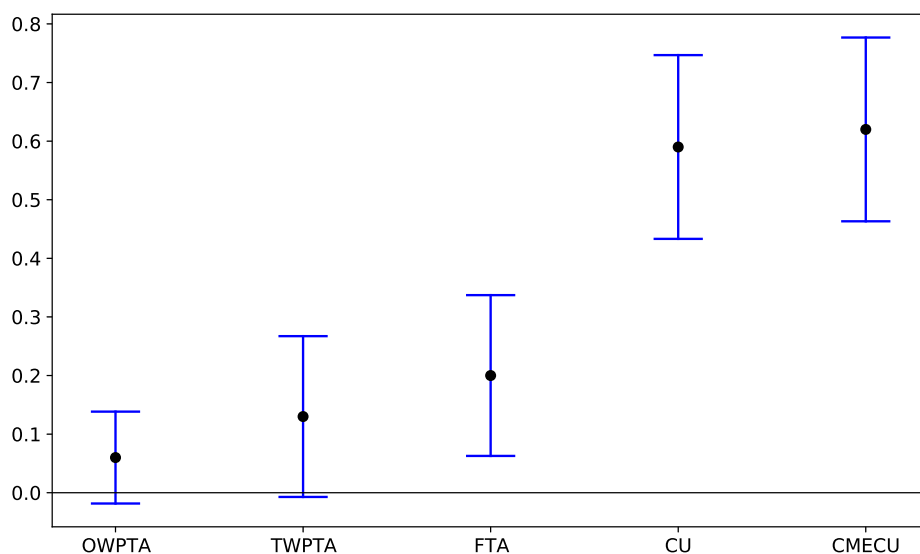


Figure 1: Trade effects of different types of trade agreements

Notes: The figure shows the point estimate and the 95% confidence interval for the variables of interest. Standard errors are clustered by country pair. Results are for a regression that includes both international and domestic trade flows. It controls for exporter-year, importer-year, direction pair fixed effects, as well as border-year dummies. The number of observations is 850,750.

⁹See also Anderson and van Wincoop (2003), Baier and Bergstrand (2007), and Yotov et al. (2016) for similar derivations.

¹⁰Using gross production instead of GDP would be a more theory-consistent way of constructing domestic trade flows, but this would considerably restrict the period of analysis and therefore the variation in the data. In this respect, Campos et al. (2021) show that GDP-based and gross production-based methods for measuring domestic trade show consistent estimates of the impact of trade agreements.

We classify country pairs into different types of trade agreements based on the EIA database by Baier and Bergstrand.¹¹ In this database economic integration agreements are classified using an index that varies from 0 to 6. The number 0 indicates that no EIA exists. The index increases according to the depth of the agreements, going through one-way preferential trade agreements (OWPTA), two-way preferential trade agreements (TWPTA), free trade agreements (FTA), customs unions (CU), common markets (CM), all the way to an economic union (ECU). In our estimations we combine the last two categories into one (because that is how the EU is defined).

In Figure 1, we plot the partial equilibrium effects of different types of trade agreements on trade flows according to the baseline specification (5). The point estimates for each type of agreement show a clear progression. The partial equilibrium effects increase as agreements become deeper. The most shallow type of agreement, a one way preferential trade agreement is predicted to increase trade by $\exp(0.06) - 1 = 6.2\%$. At the other extreme, a common market or economic union is associated with an increase in trade flows of $\exp(0.62) - 1 = 85.9\%$. These results are in line with prior studies (e.g., Baier et al., 2014, 2019; Timini and Viani, 2022) that have studied the effect of trade agreements of varying depth.

4 Simulation of an EU enlargement to all candidates

We now use the general equilibrium model described in Section 2 to simulate the gains from trade implied by an enlargement of the EU. We consider the simultaneous accession of all candidates. While this may be a realistic prediction of future events, in this paper it serves to illustrate the importance of considering the third driving force when modeling the joint accession of several countries at the same time. We simulate the total gains from trade and also the impact of the three driving forces separately and report the change in international trade and welfare that can be attributed to each component according to the model.

The simulation exercise has very limited data requirements: a complete and square bilateral trade matrix for a certain baseline year, a change in trade costs, and two elasticities. We use the database put together by Head and Mayer (2022) in their paper assessing the effects of deepening trade relationships between the EU and the Western Balkans. The trade flows in this database refer to the year 2018. The database includes 130 countries and territories.¹² Given the well known properties of general equilibrium trade models (Head and Mayer, 2014), we can interpret the estimates obtained in Equation 5 from a structural

¹¹The database is available at <https://sites.nd.edu/jeffrey-bergstrand/database-on-economic-integration-agreements/>. We use the July 2021 version of this database.

¹²In this database some countries and territories have been grouped together to avoid having negative domestic trade values. Some examples include the grouping of Hong Kong with China, Latvia and Estonia with Lithuania, Belgium and Luxembourg with France, and Netherlands with Germany. For more details on the database, see Head and Mayer (2022).

¹³We do this using the `ge_gravity2` command (Campos et al., 2024b). This command allows users to compute counterfactual trade flows in a large class of general equilibrium trade models in Stata.

Table 1: Trade and welfare gains from joining the EU for current EU members and candidates

	Variable	Mean	Median	Minimum	Maximum
<i>Current EU members</i>	International trade (%)	0.58	0.29	0.02	2.59
	Welfare (%)	0.31	0.16	-0.01	1.02
<i>Candidates</i>	International trade (%)	27.52	28.10	6.10	39.85
	Welfare (%)	10.79	9.69	1.28	25.17

Notes: The simulations use the quantitative trade model described in Section 2 for a trade elasticity of 5.03 and a supply elasticity of 1.24. The changes in trade costs incorporate all three driving forces.

perspective, as components of the vector of bilateral trade costs. Therefore, we exploit the estimated parameters to compute the change in trade costs between any two scenarios, taking as a reference the existing type of trade agreement at the time of accession to the EU, and the EU. For example, in the case of a pair of countries with an existing FTA, the change in trade costs is calculated as follows:

$$\tau_{ijt}^{-\theta} = \exp \left(\hat{\beta}_{\text{CMECU}} - \hat{\beta}_{\text{FTA}} \right). \quad (6)$$

The value for the trade elasticity θ used in the simulations is 5.03, taken from the chapter by Head and Mayer (2014). According to our model, the supply elasticity depends on the importance of intermediate inputs in production. We followed the approach described by Campos et al. (2023), calculating the supply elasticity as the midpoint of the values implied by the 10th and 90th percentiles of the intermediate input share distribution across the KLEMS country sample, as reported by Huo et al. (2023). This gives us a supply elasticity of 1.24. We solve for the counterfactual equilibrium by using Algorithm 2 in the article by Campos et al. (2024a).¹³

In Table 1 we report summary statistics of the trade and welfare gains for current EU members and candidates according to the simulation. It shows that the effects of EU enlargement are likely to be very different for current EU members and candidates. Among current EU members, the countries where trade is predicted to increase the most are Croatia, followed by Romania, Bulgaria, and Greece. All these EU members are geographically close to and trade more with the candidates in the present. At the other end of the continent, Ireland is the country with the lowest increase in trade according to the simulations. Among the candidates, Albania is the country with the highest increase in trade and Turkey the country with the lowest. This last result is partly explained by the fact that Turkey and the EU already belong to a customs union.

In Figures 2 and 3 we show predicted growth rates of trade and welfare for all candidate countries. Countries are ordered by magnitude of the effect. The figures also show the decomposition into each of the three forces. We computed these decompositions by simulating each of the forces separately. So, to simulate the first force, which involves increased integration between current EU members and candidates,

¹³We do this using the `ge_gravity2` command (Campos et al., 2024b). This command allows users to compute counterfactual trade flows in a large class of general equilibrium trade models in Stata.

we modified only trade costs only for trade flows between current EU members and candidates. For the candidate countries this component measures the gains from “access to current EU members”. To simulate the impact of the second force, we modify only trade costs involving joining candidates and non-members and to simulate the third force we modify only trade costs for trade between joining candidates.

The different components vary considerably across candidates, depending on the importance of their current trade relations and the depth of their current trade policies. We find that the first and third force make up almost the entirety of the variation in trade and welfare of all candidate economies. The contribution of the second force, the common commercial policy with non-members, is small, accounting for roughly 1% of the total increase in international trade and welfare for the median candidate. The most notable exception, is Turkey. For this country, the second force accounts for almost 10% of the total predicted increase in international trade and welfare. This can be explained by the fact that the first force is relatively small, as the upgrade from the current customs union to full membership in the EU is expected to generate relatively less trade flows than for other countries. For Georgia and Moldova the contribution of the common commercial policy is negative, since EU accession would mean the termination of trade agreements (and therefore a sizeable increase in bilateral trade costs) with

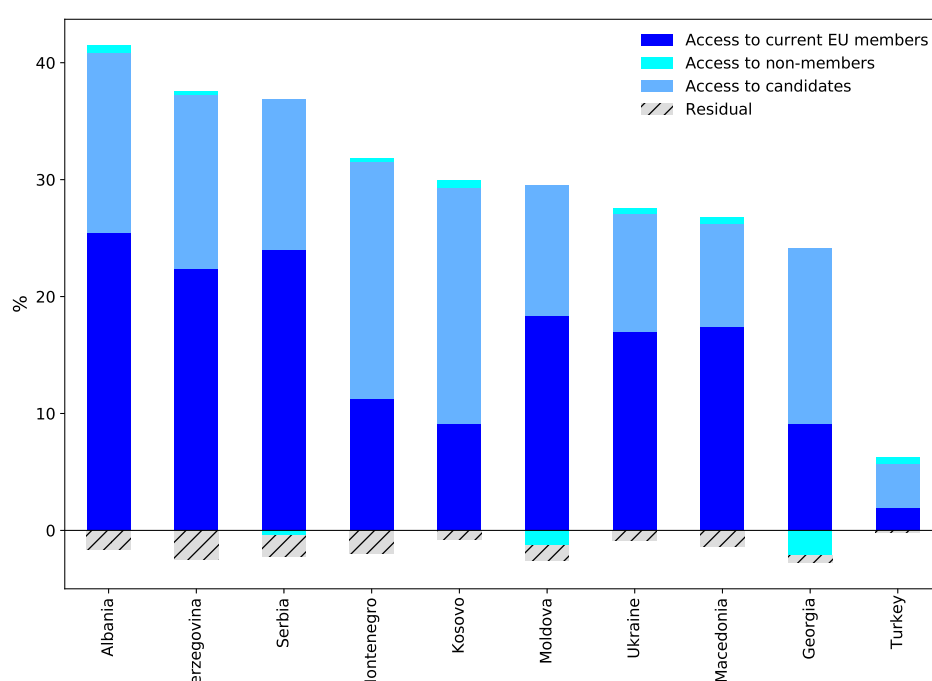


Figure 2: Trade gains from joining the EU for candidates

Note: The simulations use the quantitative trade model described in Section 2 for a trade elasticity of 5.03 and a supply elasticity of 1.24. Total effects are decomposed into the three driving forces. The component labeled “access to current EU members” is obtained from a simulation that changes trade costs only for trade flows between candidates and current EU members (the first force). The component labeled “access to non-members” is obtained from a simulation that changes trade costs only between candidates and non-members (the second force). The component “access to candidates” is obtained from a simulation that changes trade costs only for trade between candidates (the third force). The decomposition has a residual because introducing all three forces at the same time produces interactions.

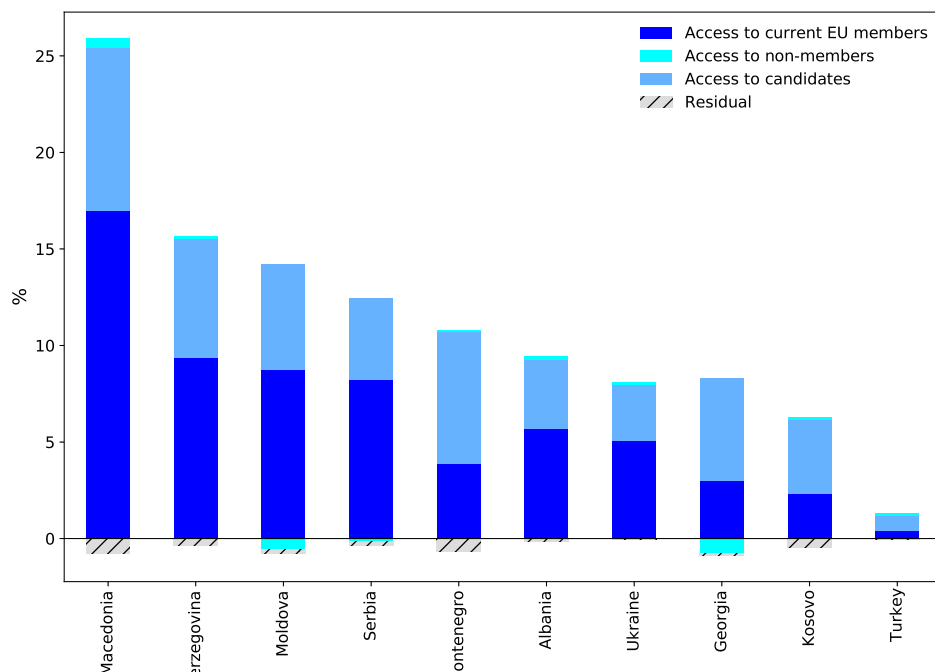


Figure 3: Welfare gains from joining the EU for candidates

Notes: The simulations use the quantitative trade model described in Section 2 for a trade elasticity of 5.03 and a supply elasticity of 1.24. Total effects are decomposed into the three driving forces. The component labeled “access to current EU members” is obtained from a simulation that changes trade costs only for trade flows between candidates and current EU members (the first force). The component labeled “access to non-members” is obtained from a simulation that changes trade costs only between candidates and non-members (the second force). The component “access to candidates” is obtained from a simulation that changes trade costs only for trade between candidates (the third force). The decomposition has a residual because introducing all three forces at the same time produces interactions.

important trade partners, such as Azerbaijan, China, Kazakhstan, Russia, and Uzbekistan for Georgia, and Azerbaijan, Belarus, Kazakhstan, and Russia for Moldova.¹⁴

5 Ex-ante calculations versus actual outcomes: lessons from the 2004 EU expansion

In the preceding analysis, we conducted an ex-ante evaluation of the European Union’s expansion, highlighting a significant yet often overlooked force that influences trade flows and welfare gains among newly admitted members. However, a question arises: can ex-ante calculations predict the eventual outcomes of such expansions? To address this point, we undertake a comparative analysis of the ex-ante predictions made for the EU’s enlargement in 2004 against the actual post-expansion developments. By

¹⁴To show that the importance of the third force—namely, the reduction in bilateral trade costs among joining candidates—is not unique to the prospective enlargement studied in this paper, we extend our analysis to all previous enlargements where multiple countries joined simultaneously (this excludes only the accessions of Greece and Croatia). The objective of this broader perspective is to ascertain the relative importance of the third force in these prior episodes. The results are shown in Figure B.1 in the Appendix. In general, the third force is an important driver of trade creation, accounting for more than 20% and up to 90% of total trade gains in most cases. The heterogeneity of these results is explained by the importance of other joining candidates as trading partners before enlargement—this often related to the number of countries joining at the same time—and the size of the reduction in trade costs implied by joining the EU.

examining this specific case, we aim to assess the accuracy of our initial forecasts and the robustness of the identified driving forces in shaping the trade dynamics and welfare implications of simultaneous accession to the trade bloc.

An important issue for this analysis is the accuracy of the data measuring the depth of prior agreements between joining candidates and current members—i.e. those that existed before the accession date—as they determine the size of the reduction in trade costs between them that is included in the model. Apart from the large number of countries involved, we focus on the 2004 enlargement because we were able to manually cross-check the reliability of such data from different online sources. The classification of existing trade agreements further back in time, when the previous enlargement took place, may be less precise.¹⁵

In our analysis, we focus on the ten countries that joined the European Union during the 2004 enlargement, using bilateral trade data from the year preceding their accession, specifically 2003. To evaluate the accuracy of our predictions, we compare the results from the simulations with actual trade data from 2013, a decade after the expansion. We use data from ten years after the enlargement to allow all long-term adjustments run their course. When doing this comparison, we focus on the structure of trade flows rather than levels because there are many confounding factors that might have shaped the evolution of total trade, including the continuing globalization trend and its slowing after the Great Financial Crisis in 2007–2008.

Specifically, we look at the share of trade of the 10 new members of the EU that has other new members either as origin or destination, and compare the actual data with simulated data. We show the results from this exercise in Figure 4. We perform two simulations: one in which we allow all three forces to act and one in which we simulate only the impact of the first force. A good fit is indicated by results that are close to the 45 degree line. As is apparent from the figure, when all forces are allowed to act, the fit is reasonable, with observations approximately lining up with the 45 degree line. However, when only the first force, giving access to current EU members, is simulated, the model considerably under-predicts the share of trade among new members, with observations systematically above the 45 degree line.

These results, which underscore the importance of considering various forces that reduce trade costs in ex-ante analysis—particularly between joining candidates and current members and among joining candidates—align with recent ex-post analyses using advanced econometric techniques. For example, Fontagné and Yotov (2024) and Nagengast et al. (2024) examine the trade effects of EU accession, differentiating between “new” members (countries that joined during or after the 2004 enlargement) and “old” members (those already in the EU). They find significant and economically substantial trade effects both between “old” and “new” members and among “new” members themselves.

¹⁵The 2007 enlargement suffers from similar problems—the depth of existing agreements varies between databases—exacerbated by possible anticipation effects, as both Bulgaria and Romania were already longstanding candidates in 2004.

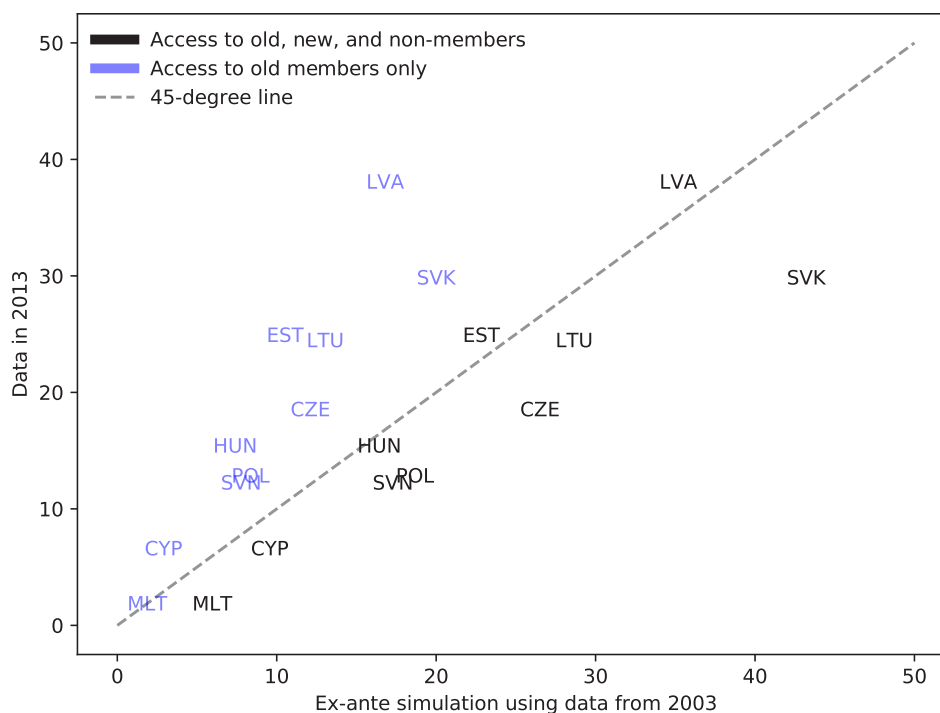


Figure 4: Share of trade with new members in the 2004 EU expansion

Notes: The simulations use the quantitative trade model described in Section 2 for a trade elasticity of 5.03 and a supply elasticity of 1.24.

6 Conclusions

This paper sheds light on the complex dynamics that arise when several countries join the bloc at the same time, using the enlargement process of the European Union as a case study. Our analysis identifies and decomposes the changes in trade flows and welfare gains into three key driving forces. The first force, which has garnered significant attention in previous literature, pertains to the reduction of trade costs between candidates and current members. The second force highlights the changes in trade costs between candidates and other countries outside the bloc, while the third force, which is often overlooked, focuses on the reduction of bilateral trade costs among candidates themselves.

We use a quantitative general equilibrium trade model to calculate the trade and welfare effects expected from EU accession. Our simulations show that the deepening of trade relations between candidates and current members is large, but also that the deepening of trade relations between candidates accounts for an important share of the trade and welfare gains of candidates. The contribution of the common commercial policy, in comparison, is small for most candidates.

The existence of these forces is not a phenomenon that is unique to the EU, highlighting the relevance of our findings in the current geopolitical context. As countries contend with increasing trade tensions and protectionist measures with certain partners, they are also working to forge new agreements or enhance existing ones with others. This trend emphasizes the growing importance of a comprehensive ex-ante analysis of new association agreements and trade policy in general.

References

- Allen, Treb, Costas Arkolakis and Yuta Takahashi. (2020). "Universal Gravity". *Journal of Political Economy*, 128(2), pp. 393-433. <https://doi.org/10.1086/704385>
- Anderson, James. (1979). "A theoretical foundation for the gravity equation". *American Economic Review*, 69(1), pp. 106-116. <https://www.jstor.org/stable/1802501>
- Anderson, James E., and Eric van Wincoop. (2003). "Gravity with Gravitas: A Solution to the Border Puzzle". *American Economic Review*, 93(1), pp. 170-192. <https://doi.org/10.1257/00028280321455214>
- Anderson, James E., and Yoto V. Yotov. (2022). "Quantifying the Extensive Margin(s) of Trade: The Case of Uneven European Integration". CESifo Working Paper Series, 9822, CESifo. <https://www.cesifo.org/en/publications/2022/working-paper/quantifying-extensive-margins-trade-case-uneven-european>
- Armington, Paul S. (1969). "A theory of demand for products distinguished by place of production". *IMF Staff Papers*, pp. 159-178. <https://link.springer.com/article/10.2307/3866403>
- Baier, Scott L., and Jeffrey H. Bergstrand. (2007). "Do free trade agreements actually increase members' international trade?". *Journal of International Economics*, 71(1), pp. 72-95. <https://doi.org/10.1016/j.jinteco.2006.02.005>
- Baier, Scott L., Jeffrey H. Bergstrand and John P. Bruno. (2019). "Putting Canada in the penalty box: Trade and welfare effects of eliminating North American Free Trade Agreement". *The World Economy*, 42(12), pp. 3488-3514. <https://doi.org/10.1111/twec.12870>
- Baier, Scott L., Jeffrey H. Bergstrand and Matthew W. Clance. (2018). "Heterogeneous effects of economic integration agreements". *Journal of Development Economics*, 135(C), pp. 587-608. <https://doi.org/10.1016/j.jdeveco.2018.08.014>
- Baier, Scott L., Jeffrey H. Bergstrand and Michael Feng. (2014). "Economic integration agreements and the margins of international trade". *Journal of International Economics*, 93(2), pp. 339-350. <https://doi.org/10.1016/j.jinteco.2014.03.005>
- Bergstrand, Jeffrey H., Mario Larch and Yoto V. Yotov. (2015). "Economic integration agreements, border effects, and distance elasticities in the gravity equation". *European Economic Review*, 78(C), pp. 307-327. <https://doi.org/10.1016/j.euroecorev.2015.06.003>
- Caliendo, Lorenzo, Luca David Oromolla, Fernando Parro and Alessandro Sforza. (2021). "Goods and factor market integration: A quantitative assessment of the EU enlargement". *Journal of Political Economy*, 129(12), pp. 3491-3545. <https://doi.org/10.1086/716560>
- Campos, Rodolfo G., Julia Estefania-Flores, Davide Furceri and Jacopo Timini. (2023). "Geopolitical fragmentation and trade". *Journal of Comparative Economics*, 51(4), pp. 1289-1315. <https://doi.org/10.1016/j.jce.2023.06.008>
- Campos, Rodolfo G., Iliana Reggio and Jacopo Timini. (2024a). "ge_gravity2: A command for solving universal gravity models". ArXiv:2404.09180. <https://doi.org/10.48550/arXiv.2404.09180>

- Campos, Rodolfo G., Iliana Reggio and Jacopo Timini. (2024b). *GE_GRAVITY2: Stata module to solve a gravity model within the universal gravity class*. Statistical Software Components, S459317, Boston College Department of Economics. https://rolf-campos.github.io/project/ge_gravity2/ge_gravity2.pdf
- Campos, Rodolfo G., Jacopo Timini and Elena Vidal. (2021). "Structural gravity and trade agreements: Does the measurement of domestic trade matter?". *Economics Letters*, 208(C). <https://doi.org/10.1016/j.econlet.2021.110080>
- Dekle, Robert, Jonathan Eaton and Samuel Kortum. (2008). "Global rebalancing with gravity: Measuring the burden of adjustment". *IMF Staff papers*, 55(3), pp. 511-540. <https://doi.org/10.1057/imfsp.2008.17>
- Del Río, Pedro, Paula Sánchez, María Méndez, Antonio Millaruelo, Susana Moreno, Manuel Rojo, Jacopo Timini and Francesca Viani. (2025). "La ampliación de la Unión Europea hacia el este: situación e implicaciones para la economía española y la Unión Europea". Documentos Ocasionales, 2501, Banco de España. <https://doi.org/10.53479/38977>
- Eaton, Jonathan, and Samuel Kortum. (2002). "Technology, geography, and trade". *Econometrica*, 70(5), pp. 1741-1779. <https://doi.org/10.1111/1468-0262.00352>
- Felbermayr, Gabriel, Jasmin Gröschl and Inga Heiland. (2022). "Complex Europe: Quantifying the cost of disintegration". *Journal of International Economics*, 138(C). <https://doi.org/10.1016/j.jinteco.2022.103647>
- Felbermayr, Gabriel, Jasmin Gröschl and Thomas Steinwachs. (2018). "The Trade Effects of Border Controls: Evidence from the European Schengen Agreement". *Journal of Common Market Studies*, 56(2), pp. 335-351. <https://doi.org/10.1111/jcms.12603>
- Head, Keith, and Thierry Mayer. (2014). "Gravity Equations: Workhorse, Toolkit, and Cookbook". In Gita Gopinath, Elhanan Helpman y Kenneth Rogoff (eds.), *Handbook of International Economics*. Elsevier, pp. 131-195. <https://doi.org/10.1016/B978-0-444-54314-1.00003-3>
- Head, Keith, and Thierry Mayer. (2021). "The United States of Europe: A Gravity Model Evaluation of the Four Freedoms". *Journal of Economic Perspectives*, 35(2), pp. 23-48. <https://doi.org/10.1257/jep.35.2.23>
- Head, Keith, and Thierry Mayer. (2022). "Welfare effects of Balkan trade liberalization through the lens of structural gravity". Tech. rep., mimeo. <https://drive.google.com/file/d/158kmT9hQbjotAaXMUbp4GGk7w2vPqiHN/view>
- Heid, Benedikt, and Frank Stähler. (2024). "Structural gravity and the gains from trade under imperfect competition: Quantifying the effects of the European Single Market". *Economic Modelling*, 131(C). <https://doi.org/10.1016/j.econmod.2023.106604>
- Huo, Zhen, Andrei A. Levchenko and Nitya Pandalai-Nayar. (2025). "International comovement in the global production network". *Review of Economic Studies*, 92, pp. 365-403. <https://doi.org/10.1093/restud/rdae033>
- Larch, Mario, Shawn W. Tan and Yoto V. Yotov. (2023). "A simple method to ex-ante quantify the unobservable effects of trade liberalization and trade protection". *Journal of Comparative Economics*, 51(4), pp. 1200-1213. <https://doi.org/10.1016/j.jce.2023.06.006>

- Mayer, Thierry, Vincent Vicard and Soledad Zignago. (2019). "The cost of non-Europe, revisited". *Economic Policy*, 34(98), pp. 145-199. <https://doi.org/10.1093/epolic/eiz002>
- Nagengast, Arne, Fernando Rios-Avila and Yoto Yotov. (2024). "The European Single Market and Intra-EU Trade: An Assessment with Heterogeneity-Robust Difference-in-Differences Methods". School of Economics Working Paper Series, 2024-5, LeBow College of Business, Drexel University. https://ideas.repec.org/p/ris/drxlwp/2024_005.html
- Teti, Feodora. (2023). "Missing Tariffs". Rationality and Competition Discussion Paper Series, 458, Collaborative Research Center Transregio 190. https://rationality-and-competition.de/wp-content/uploads/discussion_paper/458.pdf
- Timini, Jacopo, and Francesca Viani. (2022). "A highway across the Atlantic? Trade and welfare effects of the EU-Mercosur agreement". *International Economics*, 169(C), pp. 291-308. <https://doi.org/10.1016/j.inteco.2022.02.003>
- Waugh, Michael E. (2010). "International Trade and Income Differences". *American Economic Review*, 100(5), pp. 2093-2124. <https://doi.org/10.1257/aer.100.5.2093>
- Wolfmayr, Yvonne, Klaus S. Friesenbichler, Harald Oberhofer, Michael Pfaffermayr, Iulia Siedschlag, Mattia Di Ubaldo, Manuel Tong Koecklin and Weijie Yan. (2019). *The Performance of the Single Market for Goods After 25 Years*. WIFO Studies, 61982, Österreichisches Institut für Wirtschaftsforschung. <https://www.wifo.ac.at/www/pubid/61982>
- Yotov, Yoto V., Roberta Piermartini, José Antonio Monteiro and Mario Larch. (2016). *An Advanced Guide to Trade Policy Analysis: The Structural Gravity Model*. WTO/UNCTAD. <https://unctad.org/publication/advanced-guide-trade-policy-analysis-structural-gravity-model-volume-2>

A Detailed derivations of theoretical results

A.1 Output, the real wage, and income

The relationship between output and the real wage and terms of trade can be derived from the equality between the output price and the marginal cost:

$$p_i = \bar{\kappa}_i w_i^\zeta P_i^{1-\zeta},$$

Rearranging,

$$\frac{w_i}{p_i} = \bar{\kappa}_i^{-\zeta} \left(\frac{p_i}{P_i} \right)^{\frac{1-\zeta}{\zeta}} = \bar{\kappa}_i^{-\zeta} \left(\frac{p_i}{P_i} \right)^\psi.$$

Because profits are zero, the value of output is entirely paid out as prices, so that $Q_i = w_i/p_i$. This implies that

$$\hat{Q}_i = \frac{\hat{w}_i}{\hat{p}_i} = \left(\frac{\hat{p}_i}{\hat{P}_i} \right)^\psi.$$

Comparative statics for the real wage (in terms of the consumption bundle) can then be obtained as

$$\frac{\hat{w}_i}{\hat{P}_i} = \frac{\hat{p}_i}{\hat{P}_i} \frac{\hat{w}_i}{\hat{p}_i} = \frac{\hat{p}_i}{\hat{P}_i} \left(\frac{\hat{p}_i}{\hat{P}_i} \right)^\psi = \left(\frac{\hat{p}_i}{\hat{P}_i} \right)^{1+\psi}.$$

Comparative statics for income are determined by

$$\hat{Y}_i = \hat{p}_i \hat{Q}_i = \hat{p}_i \left(\frac{\hat{p}_i}{\hat{P}_i} \right)^\psi \frac{\hat{p}_i^{1+\psi}}{\hat{P}_i^\psi}.$$

A.2 Welfare

The appendix of Campos et al. (2024a) shows that welfare with unbalanced trade is given by

$$W_i = \Xi \xi_i \frac{w_i}{P_i}.$$

Comparative statics for welfare are then determined by

$$\hat{W}_i = \hat{\Xi} \hat{\xi}_i \frac{\hat{w}_i}{\hat{P}_i}.$$

Before, we have shown that

$$\hat{\xi}_i = \frac{1}{\hat{\Xi}} \frac{1 + \hat{\delta}_i \delta_i}{1 + \delta_i}.$$

Substituting this result in the expression for the comparative statics of welfare,

$$\hat{W}_i = \hat{\Xi} \left(\frac{1}{\hat{\Xi}} \frac{1 + \hat{\delta}_i \delta_i}{1 + \delta_i} \right) \frac{\hat{w}_i}{\hat{P}_i} = \frac{1 + \hat{\delta}_i \delta_i}{1 + \delta_i} \frac{\hat{w}_i}{\hat{P}_i}.$$

Finally, using the result obtained above for the real wage

$$\hat{W}_i = \frac{1 + \delta_i \hat{\delta}_i}{1 + \delta_i} \left(\frac{\hat{p}_i}{\hat{P}_i} \right)^{1+\psi}$$

A.3 System of equations for price changes

In their description of the class of universal gravity models Allen et al. (2020) express expenditure as a multiple of income in the following way:

$$E_i = \Xi \xi_i p_i Q_i,$$

where $\xi_i > 0$ for all i and

$$\Xi = \frac{\sum_i p_i Q_i}{\sum_i \xi_i p_i Q_i}.$$

In these models, comparative statics for prices can be computed by solving the following system of $2N + 1$ non-linear equations:

$$\begin{aligned} \hat{p}_i^{1+\theta+\psi} \hat{P}_i^{-\psi} &= \hat{\Xi} \sum_j \left[\frac{X_{ij}}{Y_i} \right] (\hat{\tau}_{ij})^{-\theta} (\hat{P}_j)^{\theta} \hat{p}_j \hat{\xi}_j \left(\frac{\hat{p}_j}{\hat{P}_j} \right)^{\psi}, \quad i = 1, \dots, N \\ \hat{P}_i^{-\theta} &= \sum_j \left[\frac{X_{ji}}{E_i} \right] \hat{\tau}_{ji}^{-\theta} \hat{p}_j^{-\theta}, \quad i = 1, \dots, N, \\ \hat{\Xi} &= \frac{1}{\sum_{i=1}^N \hat{\xi}_i \frac{\hat{p}_i^{1+\psi}}{\hat{P}_i^{\psi}} (E_i/\bar{Y})}. \end{aligned}$$

A derivation for this result can be found in the online appendix of Allen et al. (2020) and (in more detail) in the appendix of Campos et al. (2024a).

With constant trade deficits the change in the parameters ξ_i is endogenous, as it depends on price changes and also on the ratio of trade deficits to income ($\delta_i \equiv D_i/Y_i = D_i/p_i Q_i$) in the baseline economy. To derive the formula for the change in ξ_i we start from the equation

$$\Xi \xi_i p_i Q_i = E_i = D_i + p_i Q_i.$$

The equality on the left is the definition given above for the universal gravity framework and the equality on the right follows from the usual definition of trade deficits $D_i \equiv E_i - Y_i = E_i - p_i Q_i$.

Solving this equation for ξ_i results in

$$\xi_i = \frac{1}{\Xi} \left(1 + \frac{D_i}{p_i Q_i} \right) = \frac{1}{\Xi} (1 + \delta_i).$$

The change in the endogenous variable $\hat{\xi}_i$ is then determined by

$$\hat{\xi}_i = \frac{1}{\hat{\Xi}} \frac{1 + \delta'_i}{1 + \delta_i} = \frac{1}{\hat{\Xi}} \frac{1 + \hat{\delta}_i \delta_i}{1 + \delta_i} = \frac{1}{\hat{\Xi}} \left(1 + \frac{\delta_i}{1 + \delta_i} (\hat{\delta}_i - 1) \right).$$

Using the condition that deficits remain constant, i.e., $D'_i = D_i$, we also have that

$$\hat{\delta}_i = \frac{D_i/(p'_i Q'_i)}{D_i/(p_i Q_i)} = \frac{1}{\hat{p}_i \hat{Q}_i} = \frac{1}{\hat{Y}_i} = \frac{\hat{P}_i^{\psi}}{\hat{p}_i^{1+\psi}}.$$

Therefore, the endogenous change of $\hat{\xi}_i$ required to maintain trade deficits constant is

$$\hat{\xi}_i = \frac{1}{\hat{\Xi}} \left(1 + \frac{\delta_i}{1 + \delta_i} \left(\frac{\hat{P}_i^{\psi}}{\hat{p}_i^{1+\psi}} - 1 \right) \right).$$

The system of equations to solve for equilibrium price changes can then be expressed as follows

$$\begin{aligned} \hat{p}_i^{1+\theta+\psi} \hat{P}_i^{-\psi} &= \hat{\Xi} \sum_j \left[\frac{X_{ij}}{Y_i} \right] (\hat{\tau}_{ij})^{-\theta} (\hat{P}_j)^{\theta} \hat{p}_j \hat{\xi}_j \left(\frac{\hat{p}_j}{\hat{P}_j} \right)^{\psi}, \quad i = 1, \dots, N \\ \hat{P}_i^{-\theta} &= \sum_j \left[\frac{X_{ji}}{E_i} \right] \hat{\tau}_{ji}^{-\theta} \hat{p}_j^{-\theta}, \quad i = 1, \dots, N, \\ \hat{\xi}_i &= \frac{1}{\hat{\Xi}} \left(1 + \frac{\delta_i}{1 + \delta_i} \left(\frac{\hat{P}_i^{\psi}}{\hat{p}_i^{1+\psi}} - 1 \right) \right), \quad i = 1, \dots, N, \\ \hat{\Xi} &= \frac{1}{\sum_{i=1}^N \hat{\xi}_i \frac{\hat{p}_i^{1+\psi}}{\hat{P}_i^{\psi}} (E_i/\bar{Y})}. \end{aligned}$$

This system of equations can be solved using Algorithm 2 in the article by Campos et al. (2024a).

A.4 Tariffs

With the inclusion of tariffs, the international arbitrage condition in (1) becomes

$$p_{ij} = \tau_{ij}(1 + t_{ij})p_i. \quad (7)$$

The iceberg cost τ_{ij} includes all barriers to trade that are not explained by tariffs directly.

The expenditure on each good is derived from consumer optimization and is still given by (2). The only difference is that prices and the price index now include the tariff component.

The convention of international trade (both f.o.b. and c.i.f.) is to express trade flows without including the cost of tariffs. Therefore, international trade flows, as reported in the data, are given by

$$X_{ij}^{\text{data}} \equiv \frac{p_{ij}}{1 + t_{ij}} q_{ij} = \frac{X_{ij}}{1 + t_{ij}}.$$

Tariffs are an additional income source for households. Therefore, expenditure is given by

$$E_j = Y_j + D_j + \sum_i t_{ij} X_{ij}^{\text{data}} = Y_j + D_j + \sum_i \frac{t_{ij}}{1 + t_{ij}} X_{ij}.$$

Everything else in the model remains the same. Among other things, real output Q_i in each country equals the aggregate demand from all countries, including the part that is lost to iceberg costs, but not the part paid in tariffs:

$$Q_i = \sum_{j=1}^N \tau_{ij} q_{ij}.$$

From perfect competition in all goods markets, the price of output in country i is still given by the same expression as before:

$$p_i = \bar{\kappa}_i w_i^\zeta P_i^{1-\zeta}.$$

Combining this equation for the price p_i with the new arbitrage equation (7) and then substituting the resulting expression for the price p_{ij} into (2), we obtain the following version of the theoretical gravity equation:

$$X_{ij}^{\text{data}} = \frac{X_{ij}}{1 + t_{ij}} = \frac{1}{1 + t_{ij}} \frac{p_{ij}^{-\theta}}{P_j^{-\theta}} E_j = \tau_{ij}^{-\theta} (1 + t_{ij})^{-\theta-1} P_j^\theta \bar{\kappa}_i^{-\theta} w_i^{-\zeta\theta} P_i^{-(1-\zeta)\theta} E_j.$$

Extending this equation along the time dimension, as before, yields

$$\begin{aligned} X_{ijt}^{\text{data}} &= \tau_{ijt}^{-\theta} (1 + t_{ijt})^{-\theta-1} P_{jt}^\theta \bar{\kappa}_{it}^{-\theta} w_{it}^{-\zeta\theta} P_{it}^{-(1-\zeta)\theta} E_{jt}, \\ &= \exp \left(-\theta \ln \tau_{ijt} - (\theta + 1) \ln(1 + t_{ijt}) + \tilde{\eta}_{it} + \tilde{\phi}_{jt} \right). \end{aligned}$$

Using the same specification for trade costs as the one used in the main text gives us an estimating equation that considers tariffs explicitly:

$$X_{ijt}^{\text{data}} = \exp(\beta' \mathbf{T} \mathbf{A}_{ijt} + \gamma_t b_{ijt} - (\theta + 1) \ln(1 + t_{ijt}) + \eta_{it} + \phi_{jt} + \omega_{ijt}) + \varepsilon_{ijt}. \quad (8)$$

If this derivation is correct, then the coefficient on the variable $\ln(1 + t_{ijt})$ can be interpreted as an estimate of $(\theta + 1)$.

B Additional results

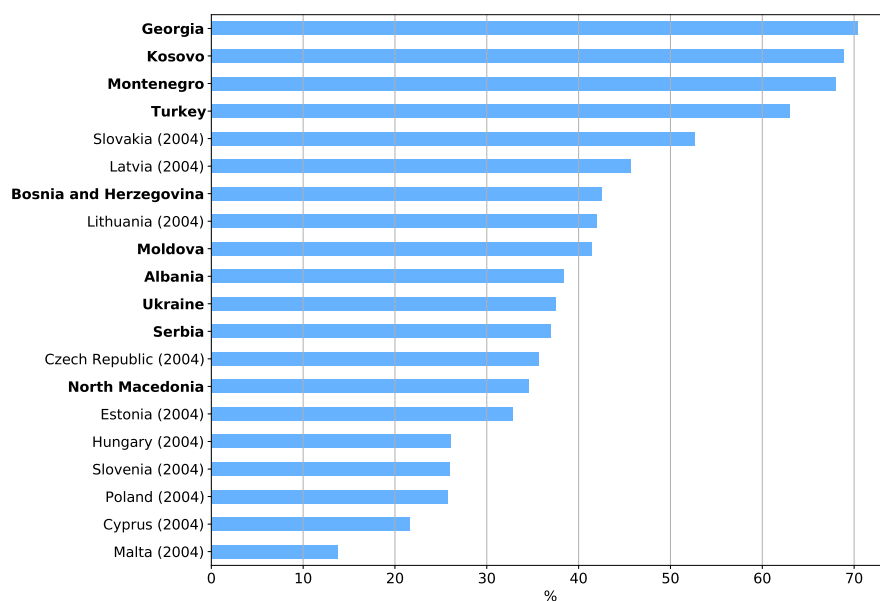


Figure B.1: Share of trade gains explained by access to new members in past enlargements
Notes: The simulations use the quantitative trade model described in Section 2 for a trade elasticity of 5.03 and a supply elasticity of 1.24. The figure does not include the enlargements that incorporated Greece and Croatia, because these countries did not join the EU at the same time as other countries.

BANCO DE ESPAÑA PUBLICATIONS

WORKING PAPERS

- 2401 LAURA HOSPIDO, NAGORE IRIBERRI and MARGARITA MACHELETT: Gender gaps in financial literacy: a multi-arm RCT to break the response bias in surveys.
- 2402 RUBÉN DOMÍNGUEZ-DÍAZ, SAMUEL HURTADO and CAROLINA MENÉNDEZ: The medium-term effects of investment stimulus.
- 2403 CLODOMIRO FERREIRA, JOSÉ MIGUEL LEIVA, GALO NUÑO, ÁLVARO ORTIZ, TOMASA RODRIGO and SIRENIA VAZQUEZ: The heterogeneous impact of inflation on households' balance sheets.
- 2404 JORGE ABAD, GALO NUÑO and CARLOS THOMAS: CBDC and the operational framework of monetary policy.
- 2405 STÉPHANE BONHOMME and ANGELA DENIS: Estimating individual responses when tomorrow matters.
- 2406 LAURA ÁLVAREZ-ROMÁN, SERGIO MAYORDOMO, CARLES VERGARA-ALERT and XAVIER VIVES: Climate risk, soft information and credit supply.
- 2407 JESÚS FERNÁNDEZ-VILLAVERDE, JOËL MARBET, GALO NUÑO and OMAR RACHEDI: Inequality and the zero lower bound.
- 2408 PABLO BURRIEL, MAR DELGADO-TÉLLEZ, CAMILA FIGUEROA, IVÁN KATARYNIUK and JAVIER J. PÉREZ: Estimating the contribution of macroeconomic factors to sovereign bond spreads in the euro area.
- 2409 LUIS E. ROJAS and DOMINIK THALER: The bright side of the doom loop: banks' sovereign exposure and default incentives.
- 2410 SALOMÓN GARCÍA-VILLEGAS and ENRIC MARTORELL: Climate transition risk and the role of bank capital requirements.
- 2411 MIKEL BEDAYO and JORGE E. GALÁN: The impact of the Countercyclical Capital Buffer on credit: Evidence from its accumulation and release before and during COVID-19.
- 2412 EFFROSINI ADAMOPOULOU, LUIS DíEZ-CATALÁN and ERNESTO VILLANUEVA: Staggered contracts and unemployment during recessions.
- 2413 LUIS FERNÁNDEZ LAFUERZA and JORGE E. GALÁN: Should macroprudential policy target corporate lending? Evidence from credit standards and defaults.
- 2414 STÉPHANE BONHOMME and ANGELA DENIS: Estimating heterogeneous effects: applications to labor economics.
- 2415 LUIS GUIROLA, LAURA HOSPIDO and ANDREA WEBER: Family and career: An analysis across Europe and North America.
- 2416 GERALD P. DWYER, BILJANA GILEVSKA, MARÍA J. NIETO and MARGARITA SAMARTÍN: The effects of the ECB's unconventional monetary policies from 2011 to 2018 on banking assets.
- 2417 NICOLÁS FORTEZA, ELVIRA PRADES and MARC ROCA: Analysing the VAT cut pass-through in Spain using web-scraped supermarket data and machine learning.
- 2418 JOSÉ-ELÍAS GALLEGOS: HANK beyond FIRE: Amplification, forward guidance, and belief shocks.
- 2419 DANIEL ALONSO: Stabilisation properties of a SURE-like European unemployment insurance.
- 2420 FRANCISCO GONZÁLEZ, JOSÉ E. GUTIÉRREZ and JOSÉ MARÍA SERENA: Shadow seniority? Lending relationships and borrowers' selective default.
- 2421 ROBERTO BLANCO, MIGUEL GARCÍA-POSADA, SERGIO MAYORDOMO and MARÍA RODRÍGUEZ-MORENO: Access to credit and firm survival during a crisis: the case of zero-bank-debt firms.
- 2422 FERNANDO CEREZO, PABLO GIRÓN, MARÍA T. GONZÁLEZ-PÉREZ and ROBERTO PASCUAL: The impact of sovereign debt purchase programmes. A case study: the Spanish-to-Portuguese bond yield spread.
- 2423 EDGAR SILGADO-GÓMEZ: Sovereign uncertainty.
- 2424 CLODOMIRO FERREIRA, JULIO GÁLVEZ and MYROSLAV PIDKUYKO: Housing tenure, consumption and household debt: life-cycle dynamics during a housing bust in Spain.
- 2425 RUBÉN DOMÍNGUEZ-DÍAZ and SAMUEL HURTADO: Green energy transition and vulnerability to external shocks.
- 2426 JOSEP GISBERT and JOSÉ E. GUTIÉRREZ: Bridging the gap? Fintech and financial inclusion.
- 2427 RODOLFO G. CAMPOS, MARIO LARCH, JACOPO TIMINI, ELENA VIDAL and YOTO V. YOTOV: Does the WTO Promote Trade? A Meta-analysis.
- 2428 SONER BASKAYA, JOSÉ E. GUTIÉRREZ, JOSÉ MARÍA SERENA and SERAFEIM TSOUKAS: Bank supervision and non-performing loan cleansing.
- 2429 TODD E. CLARK, GERGELY GANICS, and ELMAR MERTENS: Constructing fan charts from the ragged edge of SPF forecasts.
- 2430 MIGUEL GARCÍA-POSADA and PETER PAZ: The transmission of monetary policy to credit supply in the euro area.
- 2431 KLODIANA ISTREFI, FLORENS ODENDAHL and GIULIA SESTIERI: ECB communication and its impact on financial markets.

- 2432 FRUCTUOSO BORRALLLO, LUCÍA CUADRO-SÁEZ, CORINNA GHIRELLI and JAVIER J. PÉREZ: "El Niño" and "La Niña": Revisiting the impact on food commodity prices and euro area consumer prices.
- 2433 VÍCTOR CABALLERO, CORINNA GHIRELLI, ÁNGEL LUIS GÓMEZ and JAVIER J. PÉREZ: The public-private wage GAP in the euro area a decade after the sovereign debt crisis.
- 2434 LIDIA CRUCES, ISABEL MICÓ-MILLÁN and SUSANA PÁRRAGA: Female financial portfolio choices and marital property regimes.
- 2435 RODOLFO G. CAMPOS, ANA-SIMONA MANU, LUIS MOLINA and MARTA SUÁREZ-VARELA: China's financial spillovers to emerging markets.
- 2436 LUDOVIC PANON, LAURA LEBASTARD, MICHELE MANCINI, ALESSANDRO BORIN, PEONARE CAKA, GIANMARCO CARIOLA, DENNIS ESSERS, ELENA GENTILI, ANDREA LINARELLO, TULLIA PADELLINI, FRANCISCO REQUENA and JACOPO TIMINI: Inputs in Distress: Geoeconomic Fragmentation and Firms' Sourcing.
- 2437 DANIEL DEJUAN-BITRIA, WAYNE R. LANDSMAN, SERGIO MAYORDOMO and IRENE ROIBÁS: How do changes in financial reporting standards affect relationship lending?
- 2438 ALICIA AGUILAR and RICARDO GIMENO: Discrete Probability Forecasts: What to expect when you are expecting a monetary policy decision.
- 2439 RODOLFO G. CAMPOS, JESÚS FERNÁNDEZ-VILLVERDE, GALO NUÑO and PETER PAZ: Navigating by Falling Stars: Monetary Policy with Fiscally Driven Natural Rates.
- 2440 ALEJANDRO CASADO and DAVID MARTÍNEZ-MIERA: Local lending specialization and monetary policy.
- 2441 JORGE ABAD, DAVID MARTÍNEZ-MIERA and JAVIER SUÁREZ: A macroeconomic model of banks' systemic risk taking.
- 2442 JOSEP PIJOAN-MAS and PAU ROLDAN-BLANCO: Dual labor markets and the equilibrium distribution of firms.
- 2443 OLYMPIA BOVER, LAURA HOSPIDO and ANA LAMO: Gender and Career Progression: Evidence from the Banco de España.
- 2444 JESÚS FERNÁNDEZ-VILLVERDE, GALO NUÑO and JESSE PERLA: Taming the curse of dimensionality: quantitative economics with deep learning.
- 2445 CLODOMIRO FERREIRA and STEFANO PICA: Households' subjective expectations: disagreement, common drivers and reaction to monetary policy.
- 2446 ISABEL MICÓ-MILLÁN: Inheritance Tax Avoidance Through the Family Firm.
- 2447 MIKEL BEDAYO, EVA VALDEOLIVAS and CARLOS PÉREZ: The stabilizing role of local claims in local currency on the variation of foreign claims.
- 2501 HENRIQUE S. BASSO, MYROSLAV PIDKUYKO and OMAR RACHEDi: Opening the black box: aggregate implications of public investment heterogeneity.
- 2502 MARCO BARDOSCIA, ADRIAN CARRO, MARC HINTERSCHWEIGER, MAURO NAPOLETANO, LILIT POPOYAN, ANDREA ROVENTINI and ARZU ULUC: The impact of prudential regulations on the UK housing market and economy: insights from an agent-based model.
- 2503 IRINA BALTEANU, KATJA SCHMIDT and FRANCESCA VIANI: Sourcing all the eggs from one basket: trade dependencies and import prices.
- 2504 RUBÉN VEIGA DUARTE, SAMUEL HURTADO, PABLO A. AGUILAR GARCÍA, JAVIER QUINTANA GONZÁLEZ and CAROLINA MENÉNDEZ ÁLVAREZ: CATALIST: A new, bigger, better model for evaluating climate change transition risks at Banco de España.
- 2505 PILAR GARCÍA and DIEGO TORRES: Perceiving central bank communications through press coverage.
- 2506 MAR DELGADO-TÉLLEZ, JAVIER QUINTANA and DANIEL SANTABÁRBARA: Carbon pricing, border adjustment and renewable energy investment: a network approach.
- 2507 MARTA GARCÍA RODRÍGUEZ: The role of wage expectations in the labor market.
- 2508 REBECA ANGUREN, GABRIEL JIMÉNEZ and JOSÉ-LUIS PEYDRÓ: Bank capital requirements and risk-taking: evidence from Basel III.
- 2509 JORGE E. GALÁN: Macroprudential policy and the tail risk of credit growth.
- 2510 PETER KARADI, ANTON NAKOV, GALO NUÑO, ERNESTO PASTÉN and DOMINIK THALER: Strike while the Iron is Hot: Optimal Monetary Policy with a Nonlinear Phillips Curve.
- 2511 MATTEO MOGLIANI and FLORENS ODENDAHL: Density forecast transformations.
- 2512 LUCÍA LÓPEZ, FLORENS ODENDAHL, SUSANA PÁRRAGA and EDGAR SILGADO-GÓMEZ: The pass-through to inflation of gas price shocks.
- 2513 CARMEN BROTO and OLIVIER HUBERT: Desertification in Spain: Is there any impact on credit to firms?
- 2514 ANDRÉS ALONSO-ROBISCO, JOSÉ MANUEL CARBÓ, PEDRO JESÚS CUADROS-SOLAS and JARA QUINTANERO: The effects of open banking on fintech providers: evidence using microdata from Spain.
- 2515 RODOLFO G. CAMPOS and JACOPO TIMINI: Trade bloc enlargement when many countries join at once.