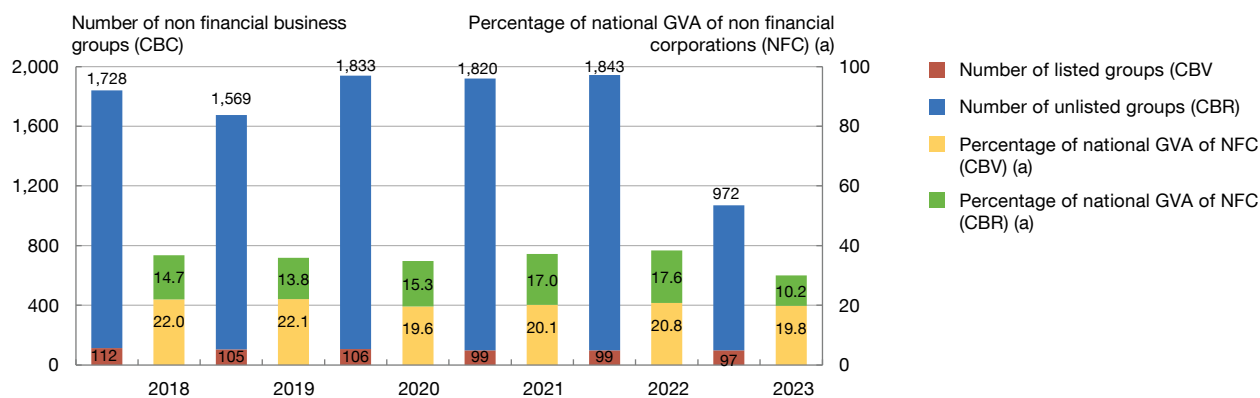


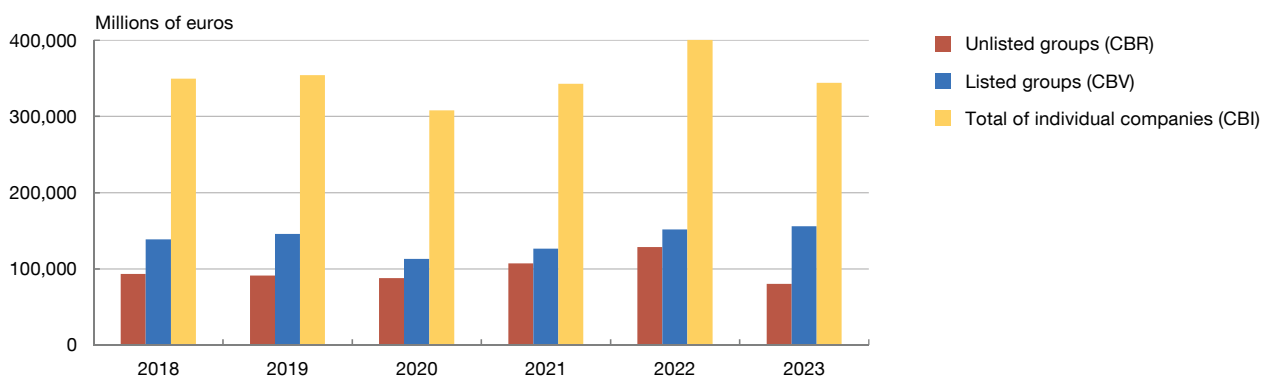
Summary charts. Non financial consolidated groups (CBC)

1 Coverage and sectoral structure

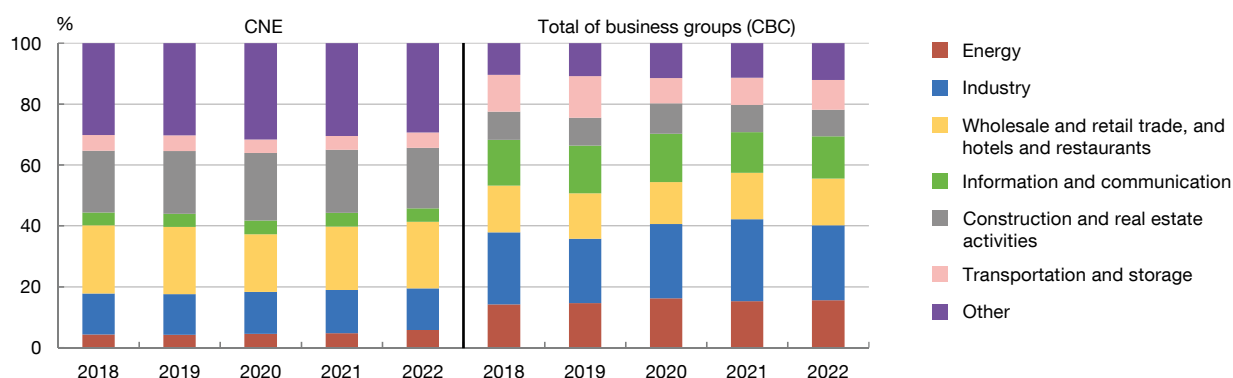
1.a Number of business groups (CBC), listed (CBV) and unlisted (CBR). Coverage (proxy)



1.b Breakdown of gross value added in respect of activity. Comparison with national accounts



1.c Breakdown of gross value added in respect of activity. Comparison with national accounts



SOURCES: Comisión Nacional del Mercado de Valores, Instituto Nacional de Estadística, Mercantile Registries and Banco de España.

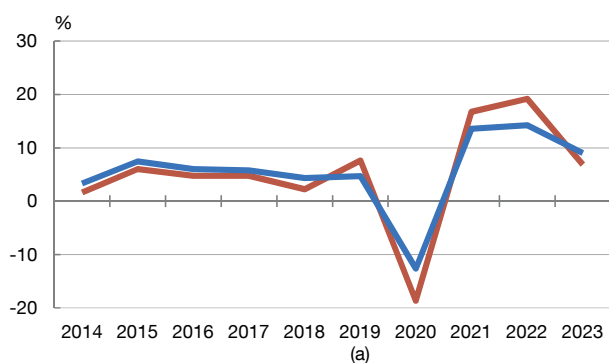
a Coverage: gross value added at basic prices of the CBV and CBR databases with respect to the total of non financial corporations. The numerator also includes the gross value added by non-residents subsidiaries, so this indicator only provides a measure of the relative size or importance of the listed and unlisted nonfinancial business groups rather than the coverage in relation to GVA.

Summary charts. Non financial consolidated groups (CBC)

2 Main indicators

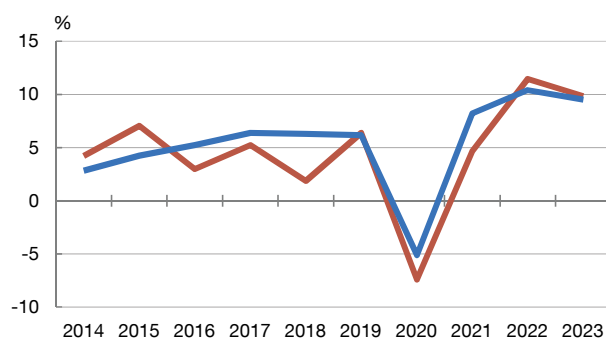
2.a Gross value added at factor cost (a)

Growth rates



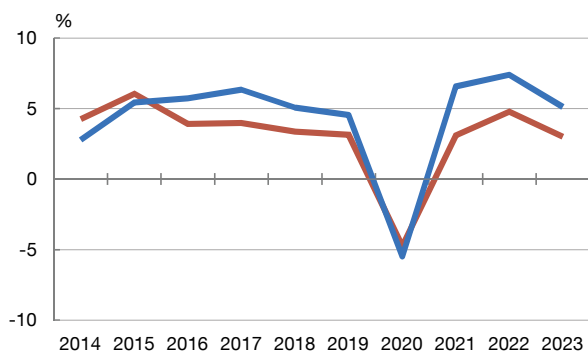
2.b Personnel costs

Growth rates



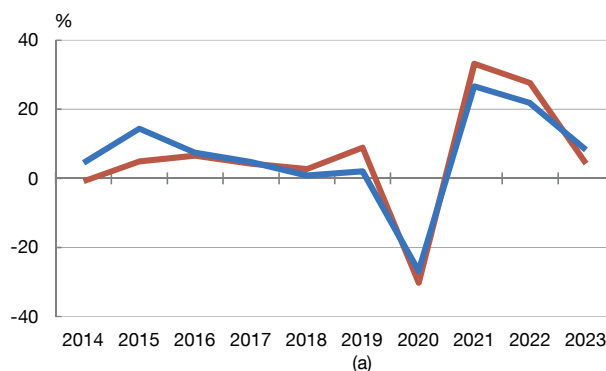
2.c Employment

Growth rates



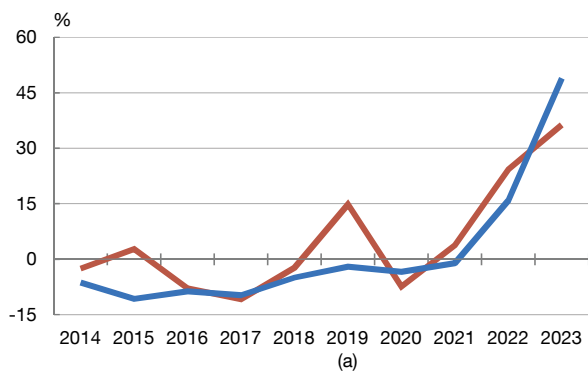
2.d Gross operating profit (a)

Growth rates



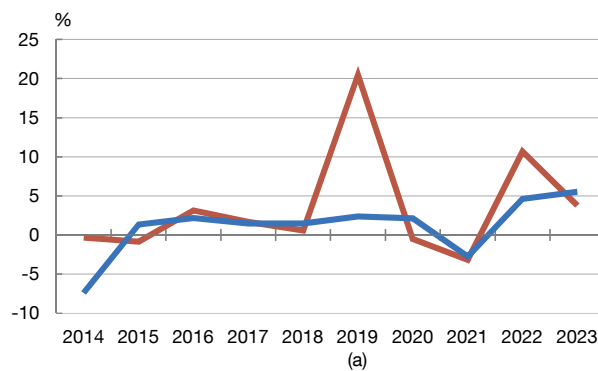
2.e Financial costs (a)

Growth rates



2.f Net depreciation, impairment and operating provisions (a)

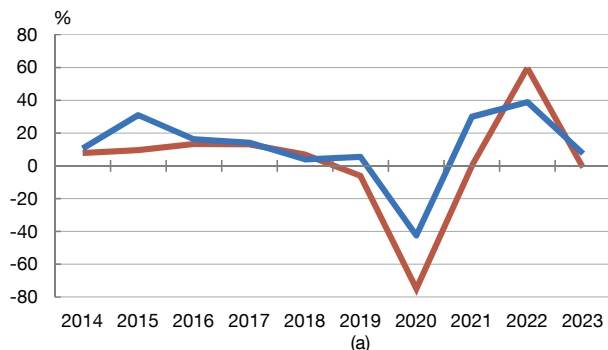
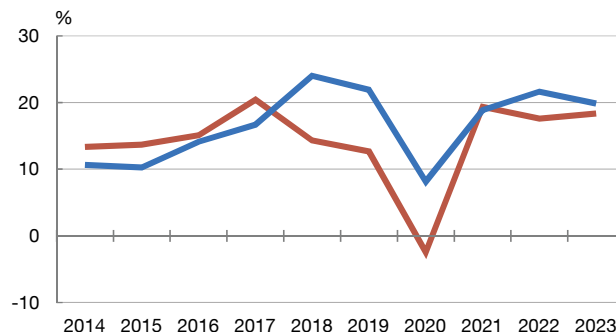
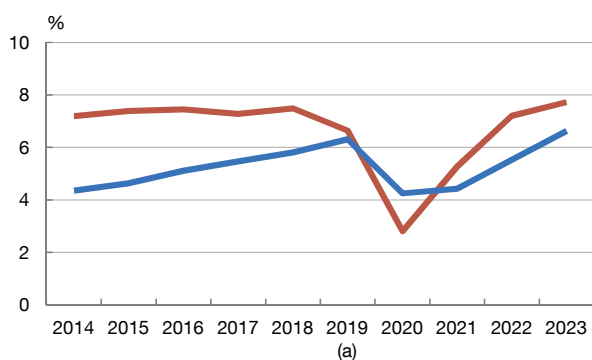
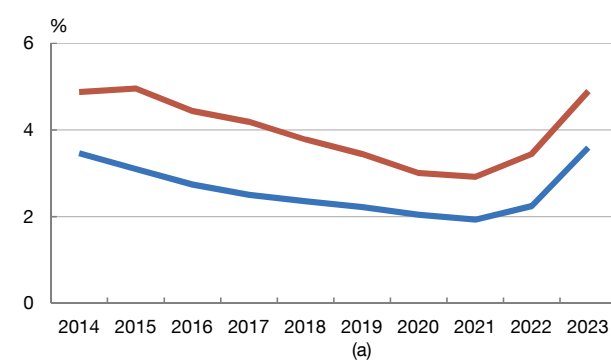
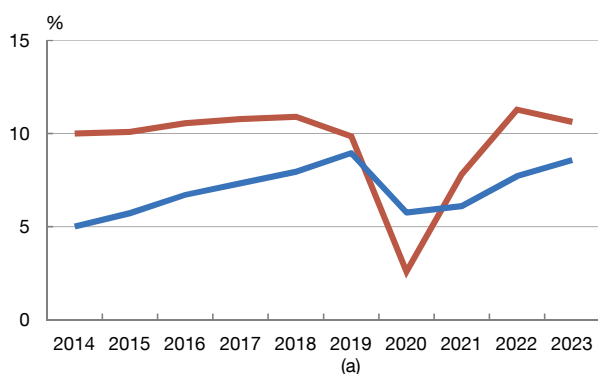
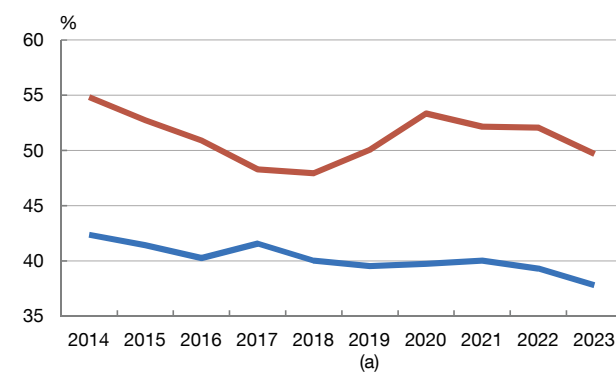
Growth rates



■ Total groups (CBC) ■ CBI

SOURCES: Comisión Nacional del Mercado de Valores, Mercantile Registries and Banco de España.

a IFRS16, relating to the presentation of leasing operations in the financial statements, which is mandatory for fiscal years beginning on or after January 1, 2019 in listed groups, affected the evolution of this heading in 2019. For more information, you can consult Statistical Note 14 on the effects of applying IFRS16 at this link.

Summary charts. Non financial consolidated groups (CBC)
2 Main indicators (2014-2023) (cont'd)
2.g Ordinary net profit (a)
 Growth rates

2.h Net result/gross value added (a)

2.i Ordinary return on investment (R.1)
 (Book value) (a) (b)

2.j Cost of debt (R.2) (a) (b)
 Ratio

2.k Ordinary return on equity (R.3)
 (Book value) (a) (b)
 Ratio

2.l Debt ratio E1
 Interest-bearing borrowing / net assets
 (Book value) (a) (b)


■ Total groups (CBC) ■ CBI

SOURCES: Comisión Nacional del Mercado de Valores, Mercantile Registries and Banco de España.

a IFRS16, relating to the presentation of leasing operations in the financial statements, which is mandatory for fiscal years beginning on or after January 1, 2019 in listed groups, affected the evolution of this heading in 2019. For more information, you can consult Statistical Note 14 on the effects of applying IFRS16 at this [link](#).

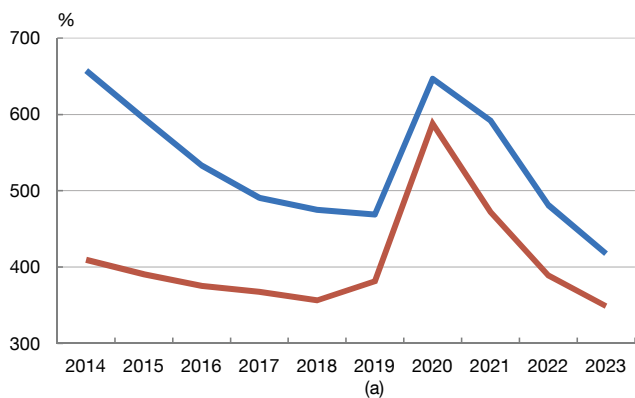
b Chained time series: to avoid the problems arising when the sample of firms differs in two consecutive bases, the chart is prepared using the averages for the two years common to those two bases, except for the last two observations. Given the lesser coverage of the latest base, the 2023 observation is obtained from that of 2022 by applying the internal rate of change of the 2023 base.

Summary charts. Non financial consolidated groups (CBC)

2 Main indicators (2014-2023) (cont'd)

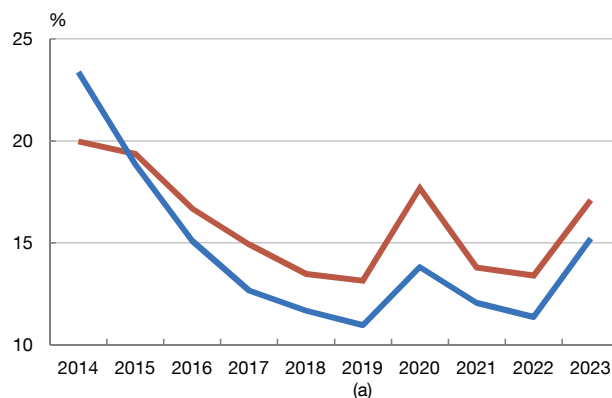
2.m Debt ratio E.2

[Interest-bearing borrowing / (gross operating profit + financial revenue)] (a) (b)



2.n Debt ratio.

Interest burden [interest on borrowed funds to (gross operating profit + financial revenue)] (a) (b)



■ Total groups (CBC) ■ CBI

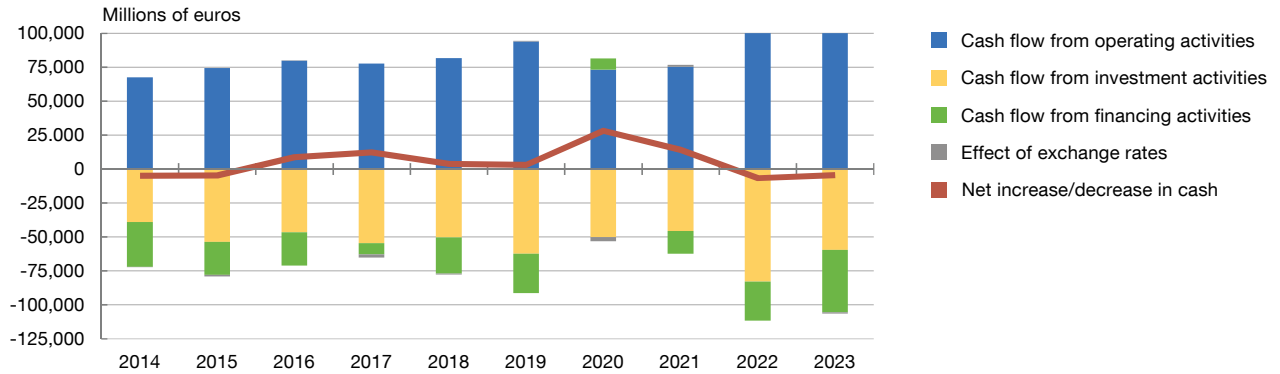
SOURCES: Comisión Nacional del Mercado de Valores, Mercantile Registries and Banco de España.

a IFRS16, relating to the presentation of leasing operations in the financial statements, which is mandatory for fiscal years beginning on or after January 1, 2019 in listed groups, affected the evolution of this heading in 2019. For more information, you can consult Statistical Note 14 on the effects of applying IFRS16 at [this link](#).

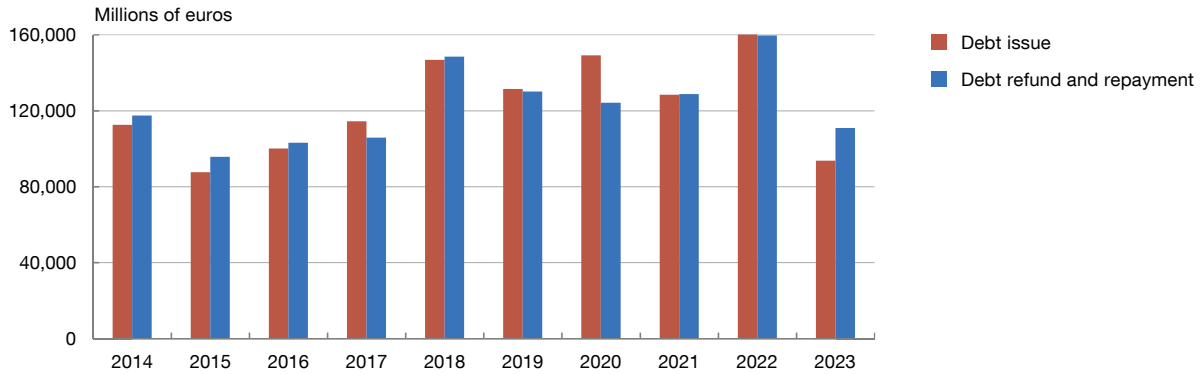
b Chained time series: to avoid the problems arising when the sample of firms differs in two consecutive bases, the chart is prepared using the averages for the two years common to those two bases, except for the last two observations. Given the lesser coverage of the latest base, the 2023 observation is obtained from that of 2022 by applying the internal rate of change of the 2023 base.

Summary charts. non financial consolidated groups (CBC)
3 Cash flow statement, balance sheet and breakdown of profit and loss account

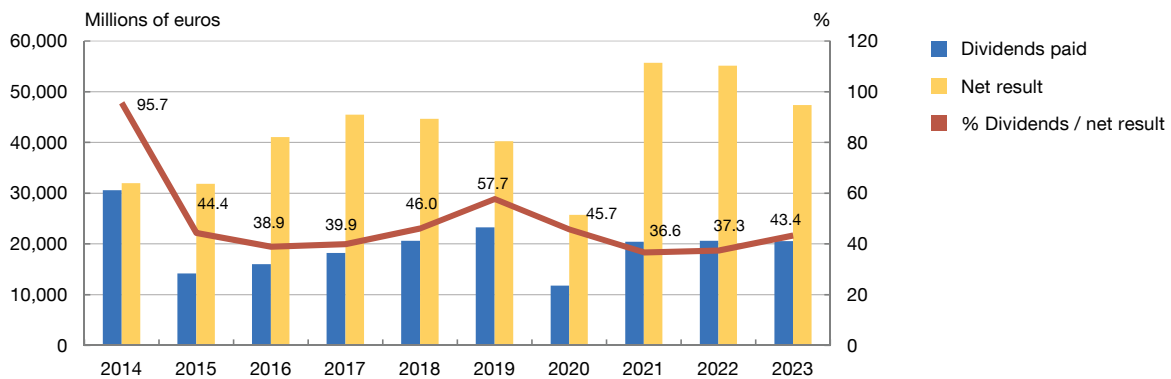
3.a Cash flow statement. Main items (2014-2023)



3.b Cash flow statement. Detail of external financing flows (2014-2023)



3.c Cash flow statement. Dividends paid. Percentage of net result in groups with profit (2014-2023)

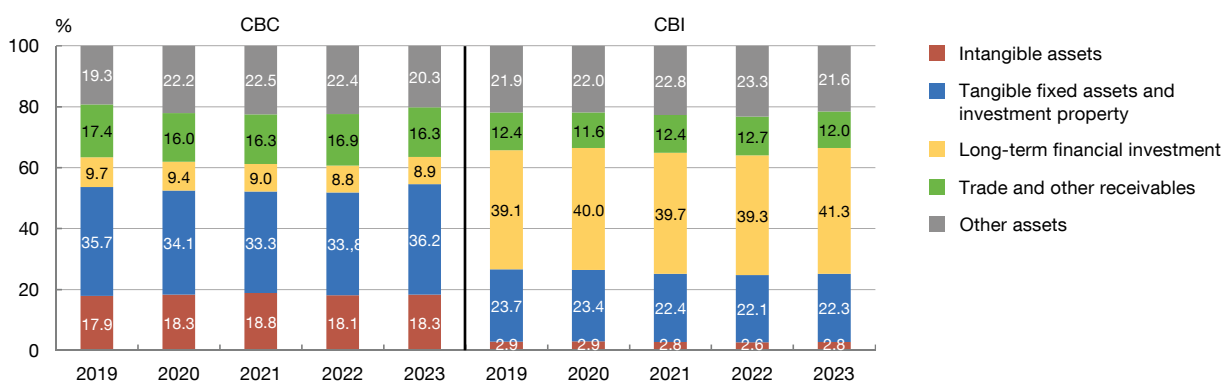


SOURCES: Comisión Nacional del Mercado de Valores, Mercantile Registries and Banco de España.

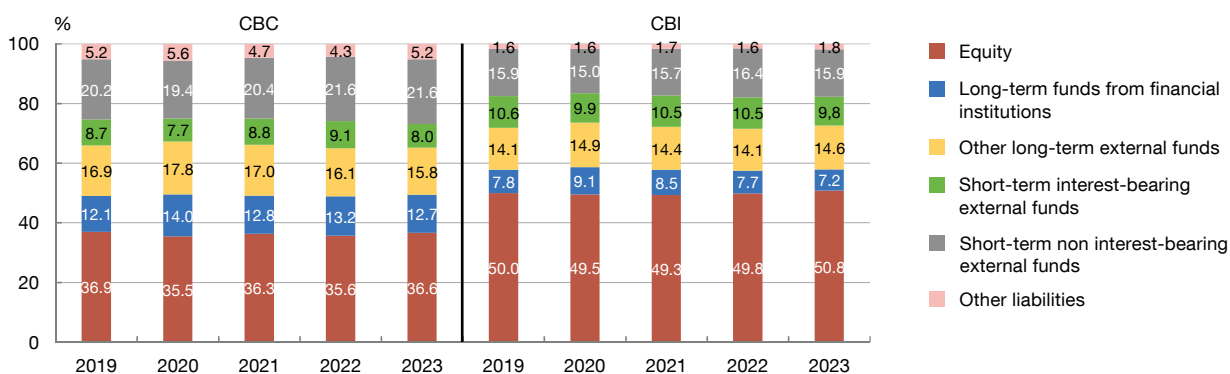
Summary charts. non financial consolidated groups (CBC)

3 Cash flow statement, balance sheet and breakdown of profit and loss account (cont'd)

3.d Balance sheet. Assets. Structure (2019-2023)



3.e Balance sheet. Liabilities. Structure (2019-2023)

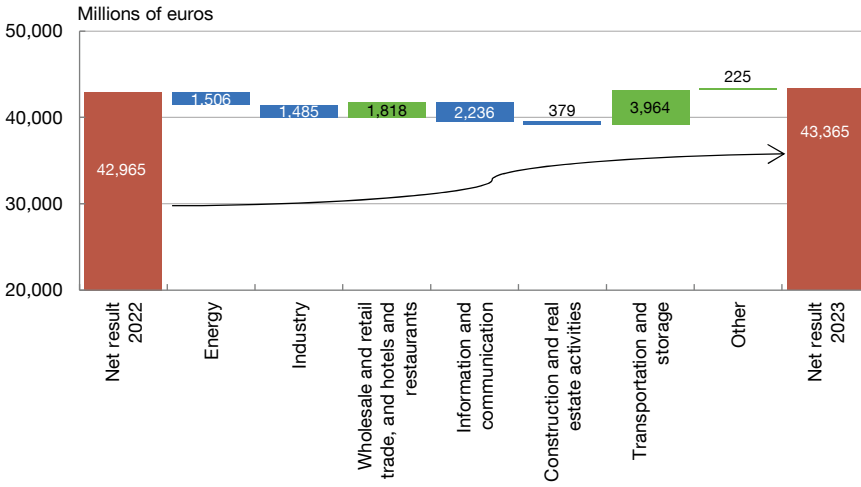


SOURCES: Comisión Nacional del Mercado de Valores, Mercantile Registries and Banco de España.

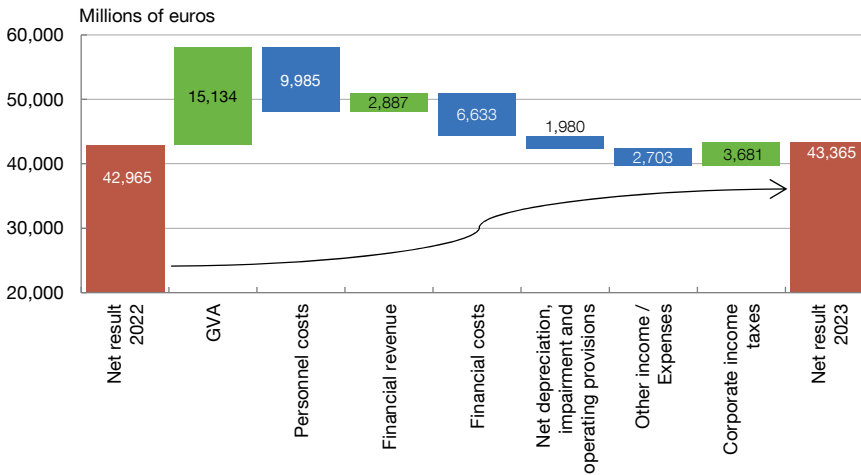
Summary charts. non financial consolidated groups (CBC)

3 Cash flow statement, balance sheet and breakdown of profit and loss account (cont'd)

3.f Net result evolution. Breakdown of sectoral contribution (2022-2023)



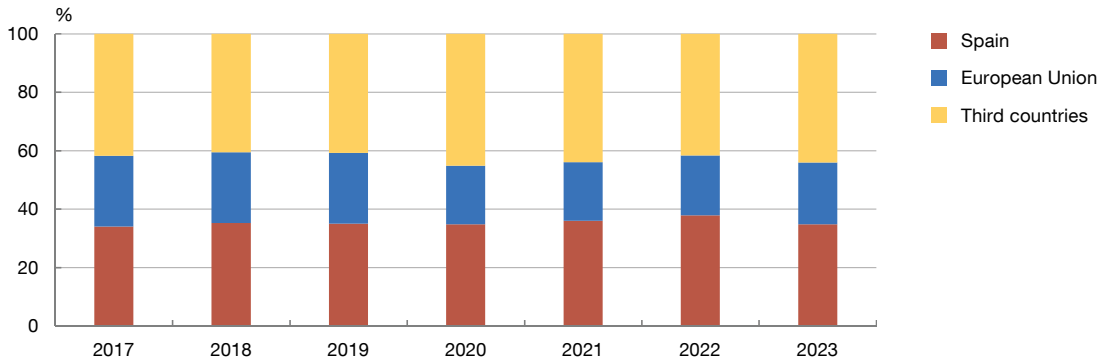
3.g Net result evolution. Breakdown of item contribution (2022-2023)



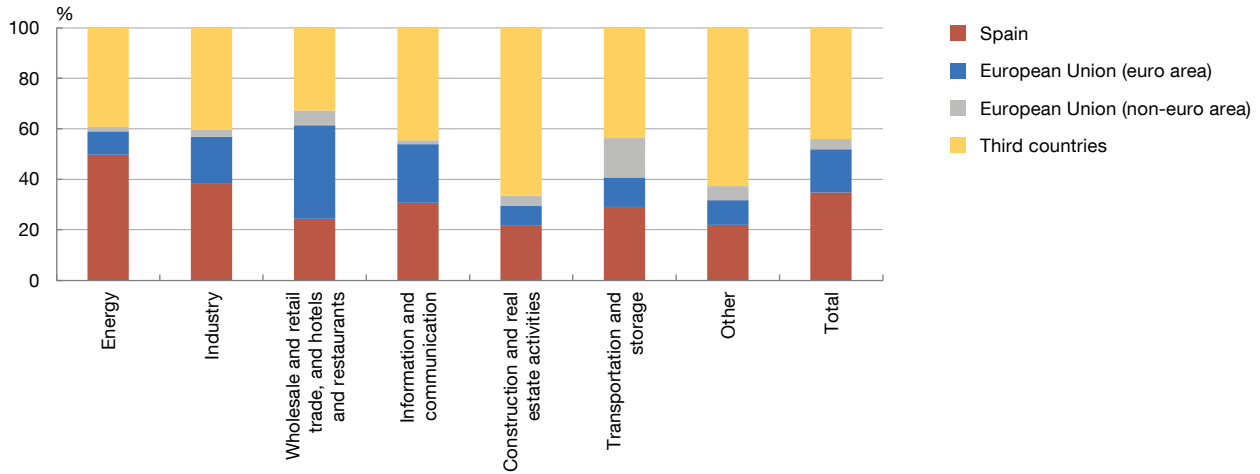
SOURCES: Comisión Nacional del Mercado de Valores, Mercantile Registries and Banco de España.

Summary charts. Non financial listed groups (CBV) (a)
4 Segmented information

4.a Segmented information. Net turnover. Breakdown by country of destination (2017-2023)



4.b Segmented information. Net turnover. Breakdown by activity and country of destination (2023)



SOURCES: Comisión Nacional del Mercado de Valores and Banco de España.

a Information available only for listed groups (CBV).