

CONFERENCE ON DIVERSITY, EQUITY AND INCLUSION IN ECONOMICS, FINANCE, AND  
CENTRAL BANKING

# SPAIN IN MOTION: EMBRACING MIGRATION, EMBRACING DIVERSITY

SOLEDAD NÚÑEZ

DEPUTY GOVERNOR - BANCO DE ESPAÑA

NOVEMBER 17, 2025

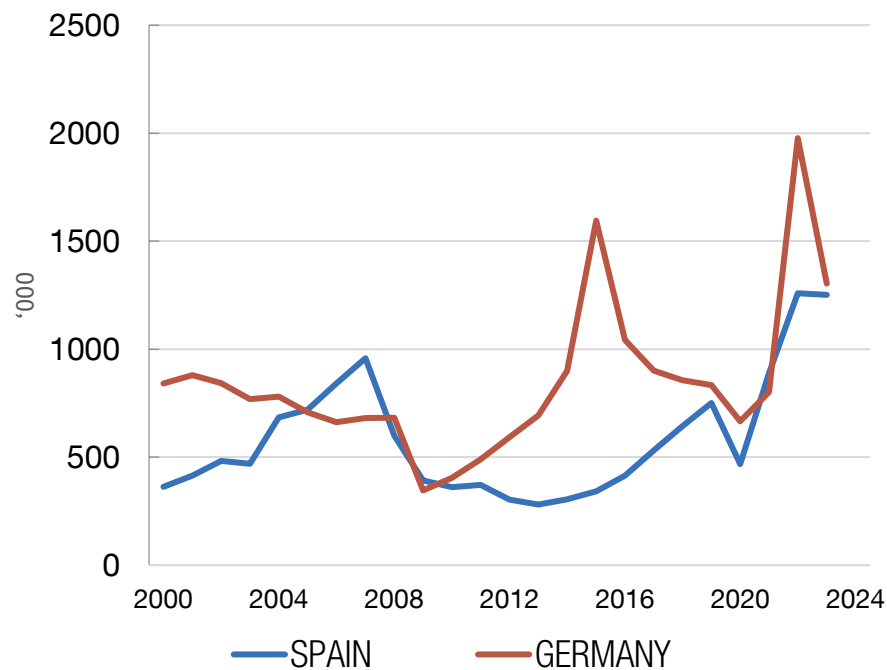
BANCO DE **ESPAÑA**  
Eurosistema



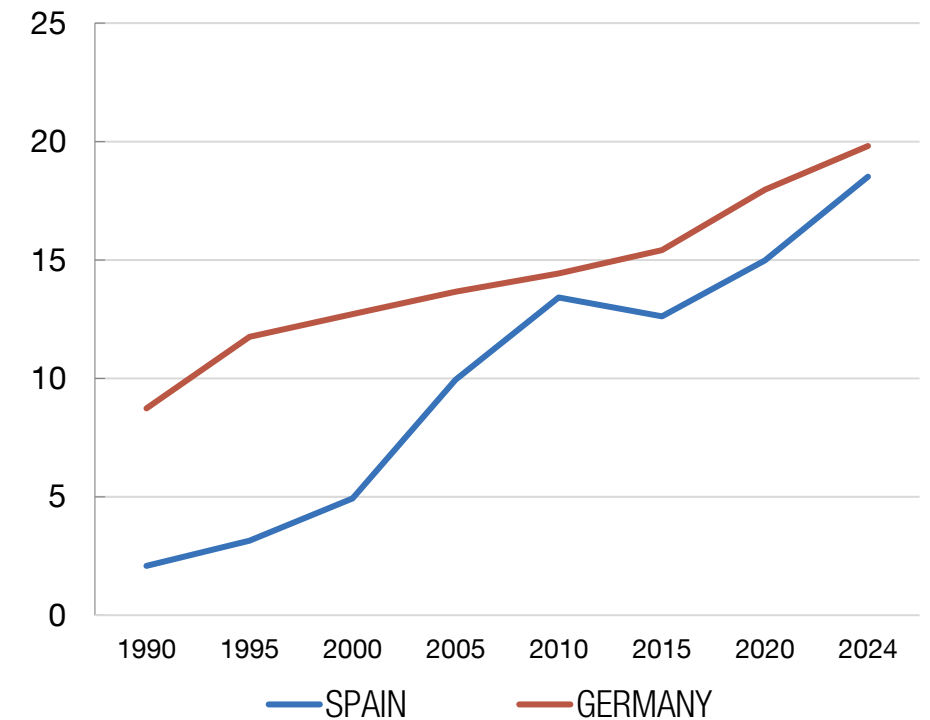
# SPAIN IS DEMONSTRATING A REMARKABLE ABILITY TO ATTRACT SIGNIFICANTLY MORE IMMIGRANTS THAN OTHER ADVANCED ECONOMIES AS IN THE PAST

1. ABILITY TO ATTRACT SIGNIFICANTLY MORE IMMIGRANTS
2. POSITIVE CONTRIBUTION TO POPULATION
3. LABOUR MARKET INTEGRATION
4. MAIN TAKEAWAYS

## IMMIGRATION BY COUNTRY OF DESTINATION



## SHARE OF FOREIGN-BORN POPULATION

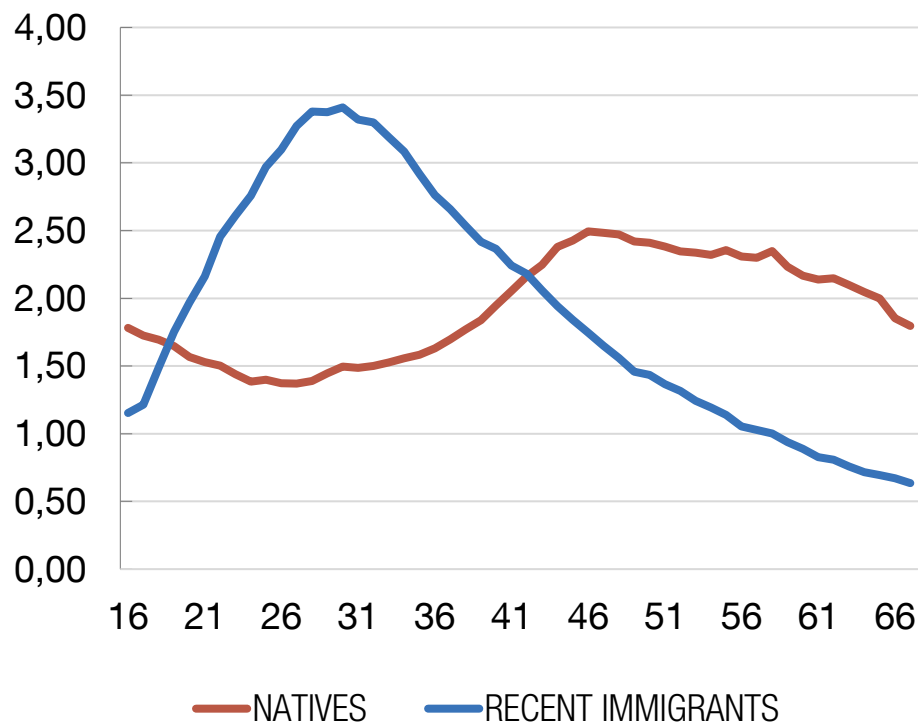


Source: Eurostat and United Nations Department of Economics and Social Affairs (2024) Foreign born population refers to the country of birth.

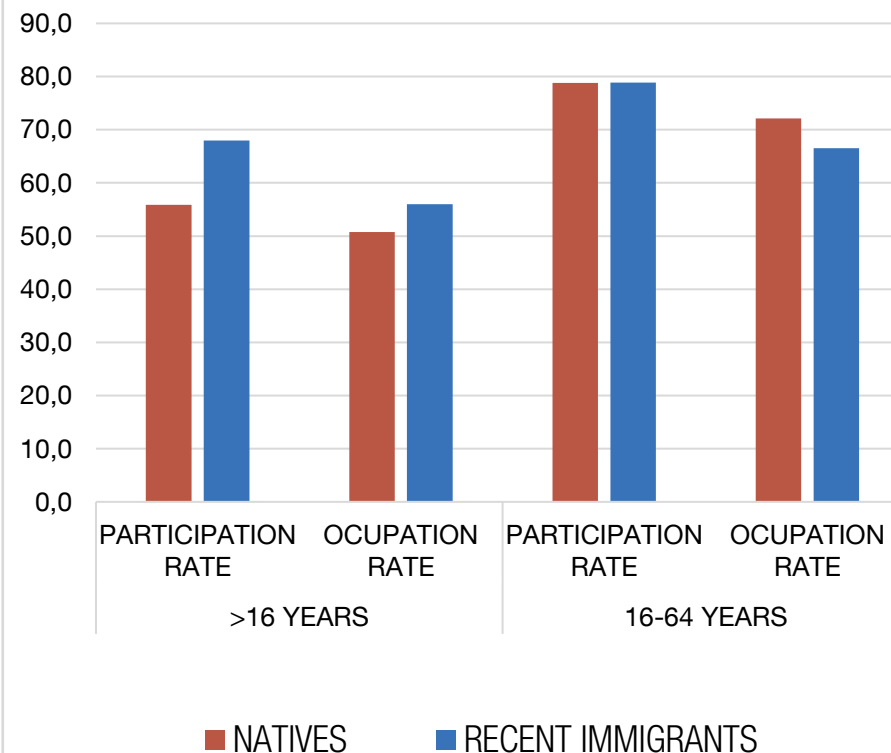
# YOUNGER AGE PROFILE AMONG IMMIGRANTS HAVE ENHANCED THE POSITIVE CONTRIBUTION OF MIGRATION TO PARTICIPATION AND OCCUPATION

1. ABILITY TO ATTRACT SIGNIFICANTLY MORE IMMIGRANTS
2. POSITIVE CONTRIBUTION TO POPULATION
3. LABOUR MARKET INTEGRATION
4. MAIN TAKEWAYS

## DISTRIBUTION OF NATIVES AND RECENT IMMIGRANTS BY AGE



## PARTICIPATION AND OCCUPATION RATE BY ORIGIN AND AGE

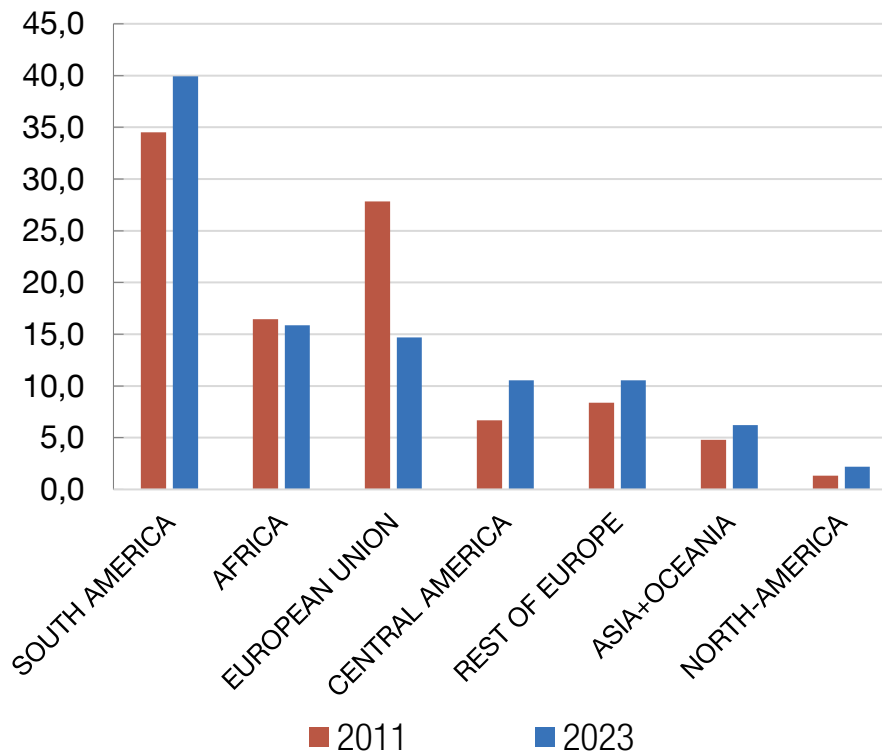


Source: Bank of Spain with microdata of Census 2023 (INE) and Labour Force survey 2023 (INE). The immigrant population is defined as the population composed of individuals born abroad who have been living in Spain for less than 6 years as of 2023.

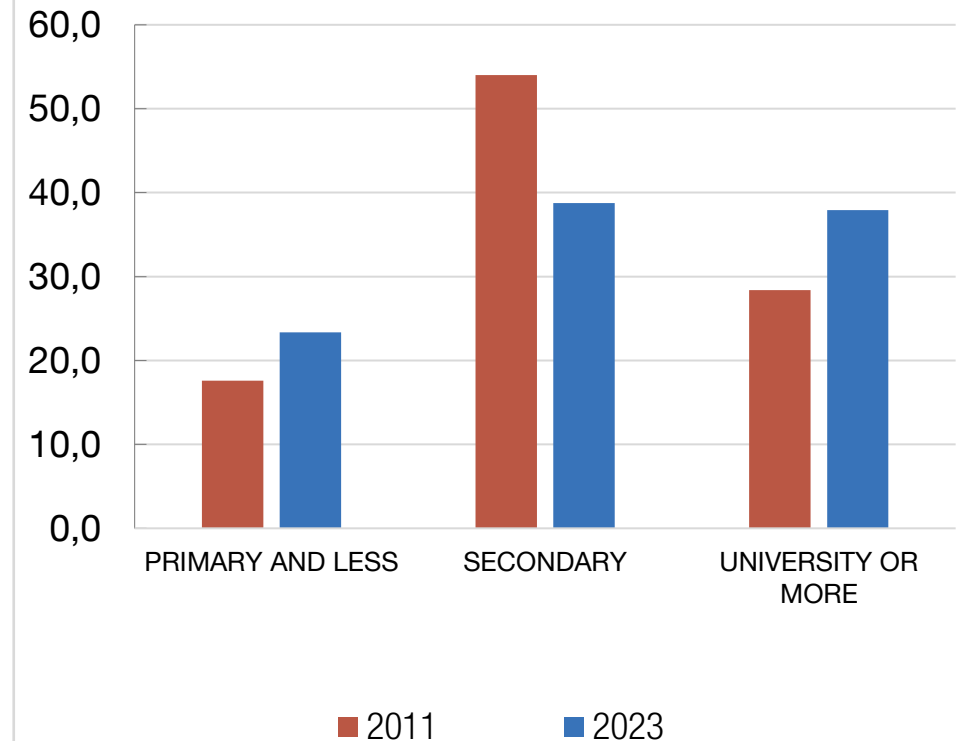
# LABOUR MARKET INTEGRATION DEPENDS ON THE CHARACTERISTICS OF MIGRANTS DRIVEN BY NATIONALITY AND EDUCATIONAL PROFILE

1. ABILITY TO ATTRACT SIGNIFICANTLY MORE IMMIGRANTS
2. POSITIVE CONTRIBUTION TO POPULATION
3. LABOUR MARKET INTEGRATION
4. MAIN TAKEWAYS

**DISTRIBUTION OF RECENT IMMIGRANTS BY COUNTRY OF BIRTH AND YEAR**



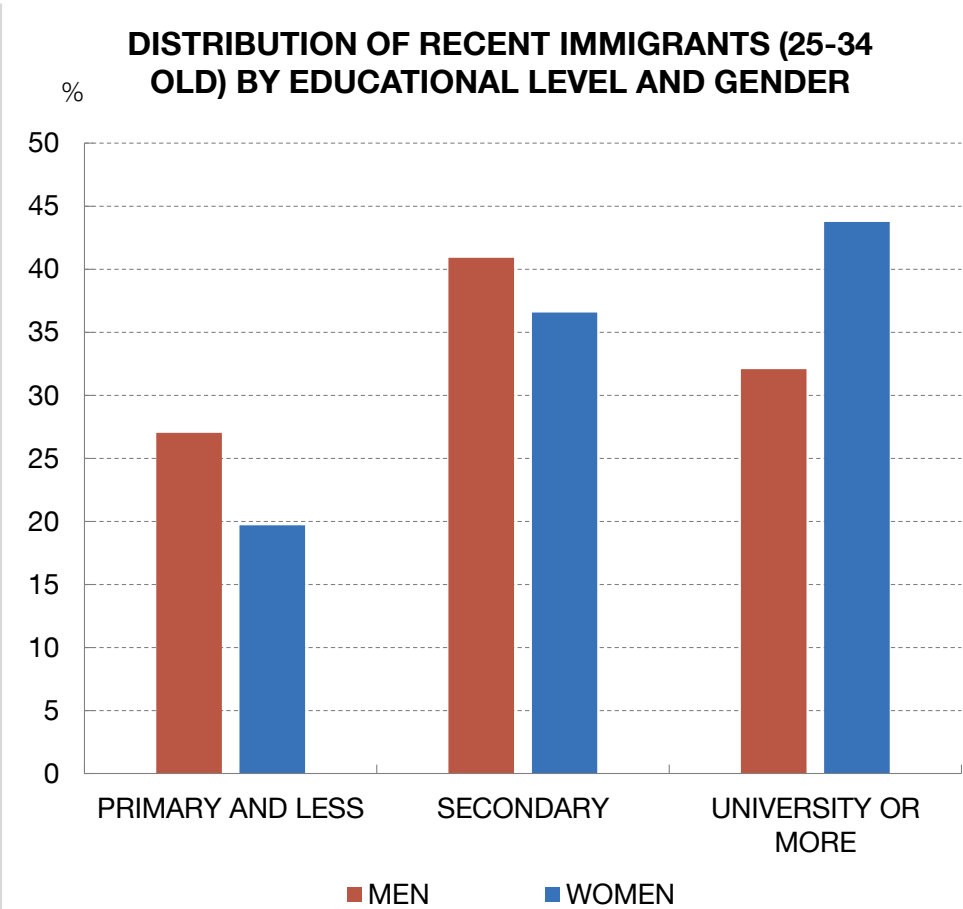
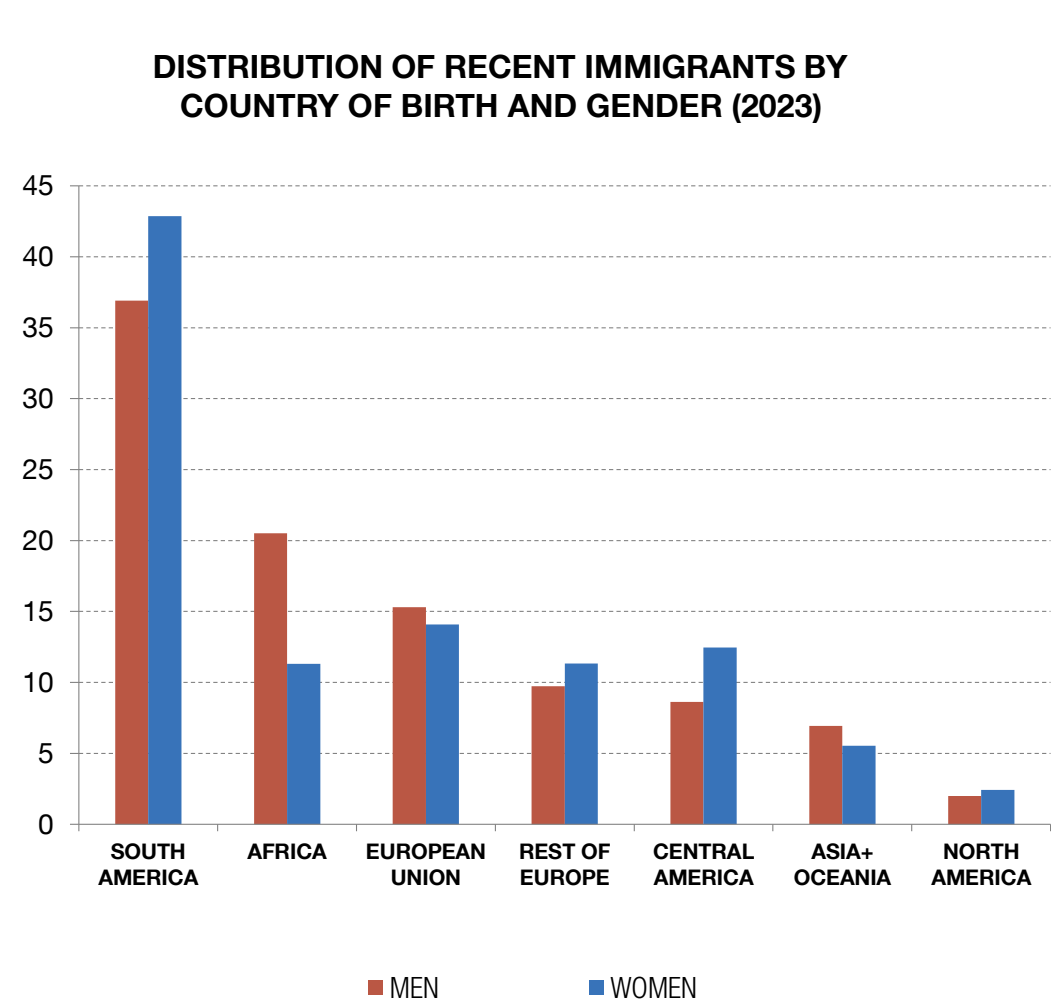
**DISTRIBUTION OF RECENT IMMIGRANTS (25-34 OLD) BY EDUCATIONAL LEVEL AND YEAR**



Source: Bank of Spain with microdata of Census 2023 (INE). The recent immigrant population is defined as the population composed of individuals born abroad who have been living in Spain for less than 6 years in 2023.

# GENDER PATTERNS IN IMMIGRATION IN SPAIN: REGIONAL ORIGINS AND EDUCATION

- 1. ABILITY TO ATTRACT SIGNIFICANTLY MORE IMMIGRANTS
- 2. POSITIVE CONTRIBUTION TO POPULATION
- 3. LABOUR MARKET INTEGRATION
- 4. MAIN TAKEWAYS



Source: Bank of Spain with microdata of Census 2023 (INE). The recent immigrant population is defined as the population composed of individuals born abroad who have been living in Spain for less than 6 years in 2023.

# MAIN CHARACTERISTICS OF THE RECENT MIGRATION PHENOMENON

- 1. ABILITY TO ATTRACT SIGNIFICANTLY MORE IMMIGRANTS
- 2. POSITIVE CONTRIBUTION TO POPULATION
- 3. LABOUR MARKET INTEGRATION
- 4. MAIN TAKEWAYS

A) Recent immigrants to Spain are notably younger than the native population. The age structure of migrants makes them contributing with higher participation rate.

---

B) The proportion of immigrants from Latin America has increased significantly as well as the share of migrants with higher educational skills.

---

C) Labor force participation and employment rates of recent female immigrants are lower than those of males, underscoring the need for integration policies that address these specific dynamics. We observe different male/female dynamics regarding origin and education.

---

# MAIN TAKEAWAYS

- 1. ABILITY TO ATTRACT SIGNIFICANTLY MORE IMMIGRANTS
- 2. POSITIVE CONTRIBUTION TO POPULATION
- 3. LABOUR MARKET INTEGRATION
- 4. MAIN TAKEAWAYS

A) Immigration responds to cyclical circumstances, with a delay of about two years and a more pronounced cyclical pattern than in other European countries.

---

B) Regulatory frameworks—including entry controls, migrant selection policies, the pace of naturalization procedures, and the recognition of foreign qualifications—play a critical role in shaping both the volume and the composition of new migrant inflows.

---

C) A simple decomposition suggests that in the period 2022-2024, the immigrant population contributed 2 percentage points to the average annual growth of 3.9% in GDP (52%) and between 0,4% and 0,7% to the average annual growth of 2.9% in GDP per capita.

---

THANK YOU FOR YOUR ATTENTION