

# Press release

19 June 2026

## ECB publishes consolidated banking data for end-December 2025

- [The aggregate of total assets of EU-headquartered credit institutions](#) increased by 1.6%, from €32.97 trillion in December 2024 to €33.50 trillion in December 2025
- During the same period, [EU credit institutions' aggregate non-performing loans ratio](#)<sup>[1]</sup> remained stable at 1.97% in December 2025
- [EU credit institutions' aggregate return on equity](#)<sup>[2]</sup> was 9.3% in December 2025 and their [Common Equity Tier 1 ratio](#)<sup>[3]</sup> was 16.42%

---

<sup>[1]</sup> Defined as the ratio of non-performing loans to total loans. Cash balances at central banks and other demand deposits are included.

<sup>[2]</sup> Defined as the ratio of total profit (loss) for the year to total equity.

<sup>[3]</sup> Defined as the ratio of Common Equity Tier 1 capital to the total risk exposure amount.

**European Central Bank**

Directorate General Communications

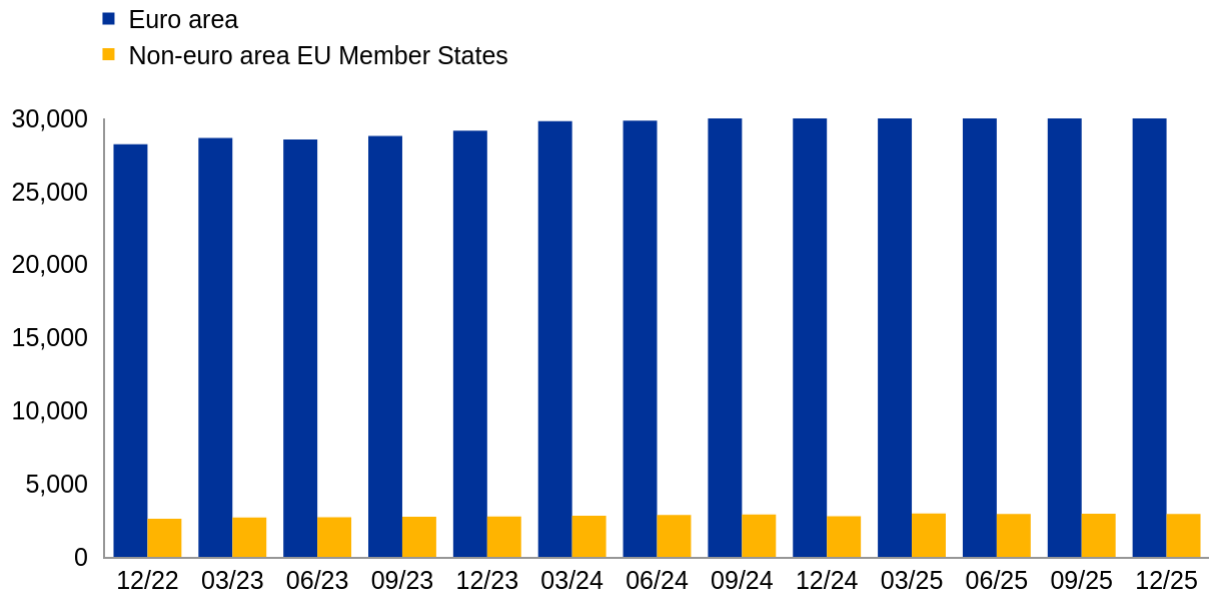
Sonnemannstrasse 20, 60314 Frankfurt am Main, Germany

Tel.: +49 69 1344 7455, e-mail: [media@ecb.europa.eu](mailto:media@ecb.europa.eu), website: [www.ecb.europa.eu](http://www.ecb.europa.eu)

### Chart 1

#### Total assets of credit institutions headquartered in the EU

(EUR billions)



Source: ECB

Note: Data for all reference periods relate to the EU27.

[Data on the aggregate of total assets of credit institutions headquartered in the EU](#)

#### European Central Bank

Directorate General Communications

Sonnemannstrasse 20, 60314 Frankfurt am Main, Germany

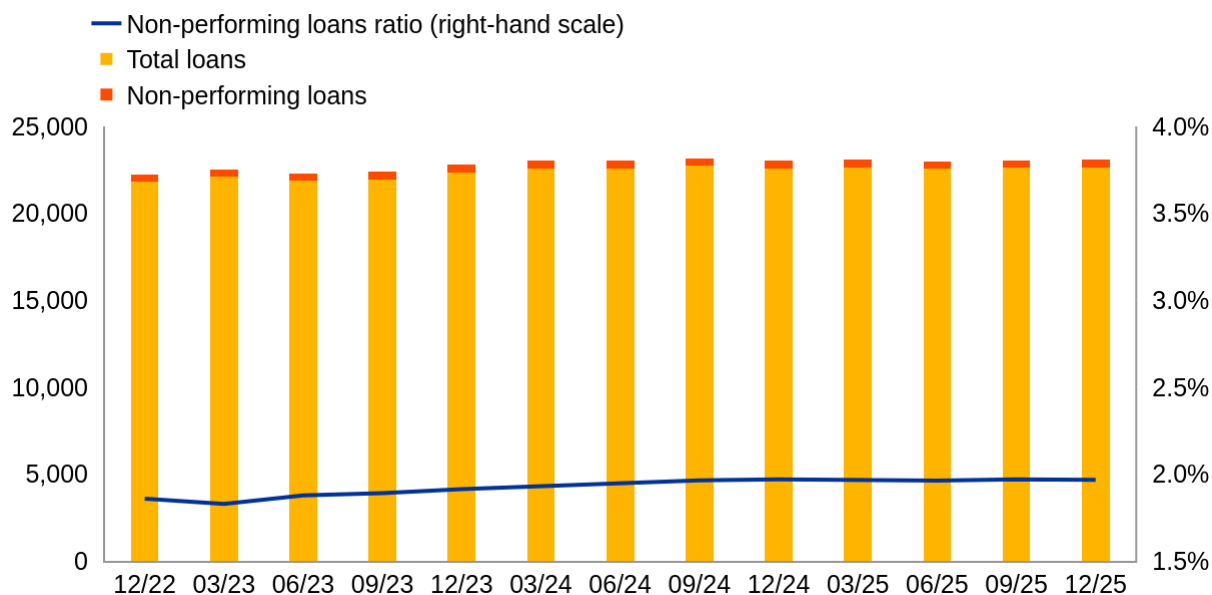
Tel.: +49 69 1344 7455, e-mail: [media@ecb.europa.eu](mailto:media@ecb.europa.eu), website: [www.ecb.europa.eu](http://www.ecb.europa.eu)

Reproduction is permitted provided that the source is acknowledged.

## Chart 2

### Non-performing loans ratio of credit institutions headquartered in the EU

(EUR billions; percentages)



Source: ECB

Note: Data for all reference periods relate to the EU27.

### [Data on the aggregate non-performing loans ratio of credit institutions headquartered in the EU](#)

#### European Central Bank

Directorate General Communications

Sonnemannstrasse 20, 60314 Frankfurt am Main, Germany

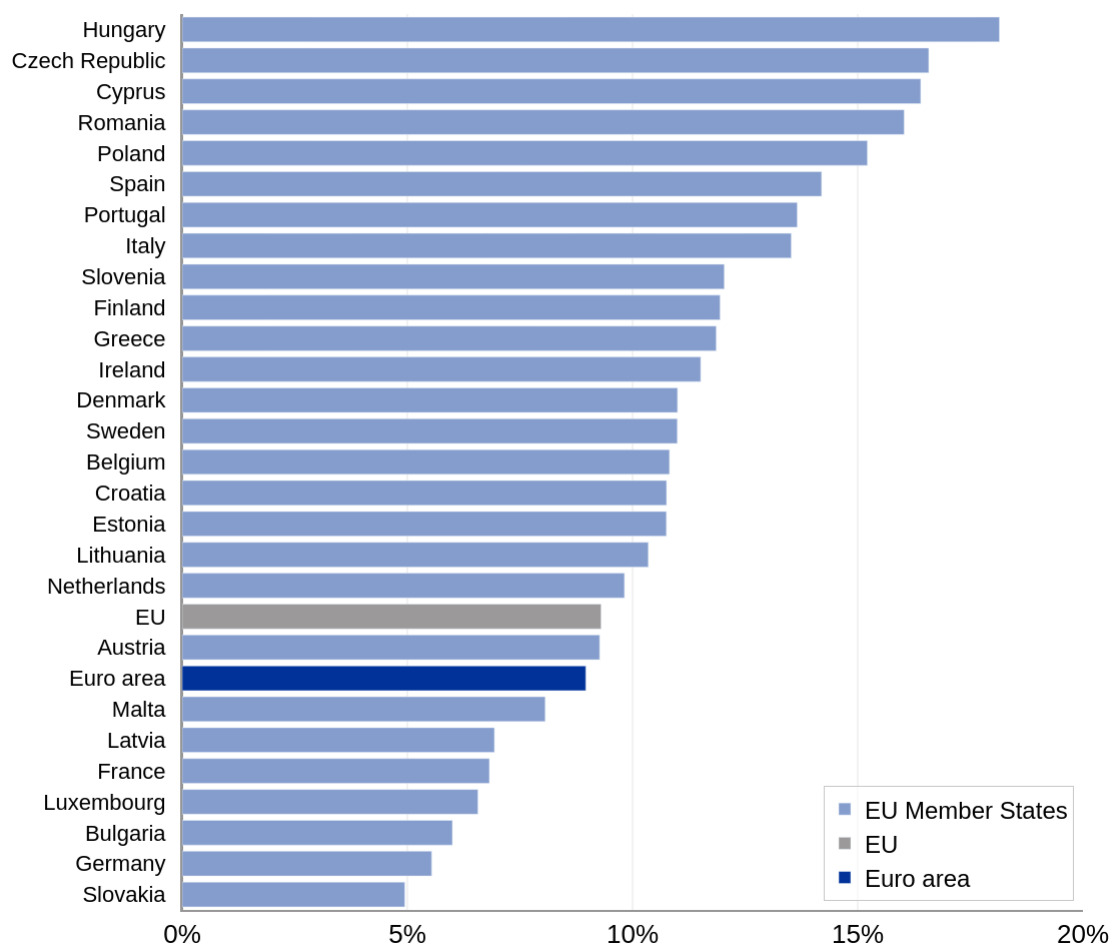
Tel.: +49 69 1344 7455, e-mail: [media@ecb.europa.eu](mailto:media@ecb.europa.eu), website: [www.ecb.europa.eu](http://www.ecb.europa.eu)

Reproduction is permitted provided that the source is acknowledged.

### Chart 3

#### Return on equity of credit institutions headquartered in the EU in December 2025

(percentages)



Source: ECB

Note: Data for all reference periods relate to the EU27.

[Data on the aggregate return on equity of credit institutions headquartered in the EU](#)

#### European Central Bank

Directorate General Communications

Sonnemannstrasse 20, 60314 Frankfurt am Main, Germany

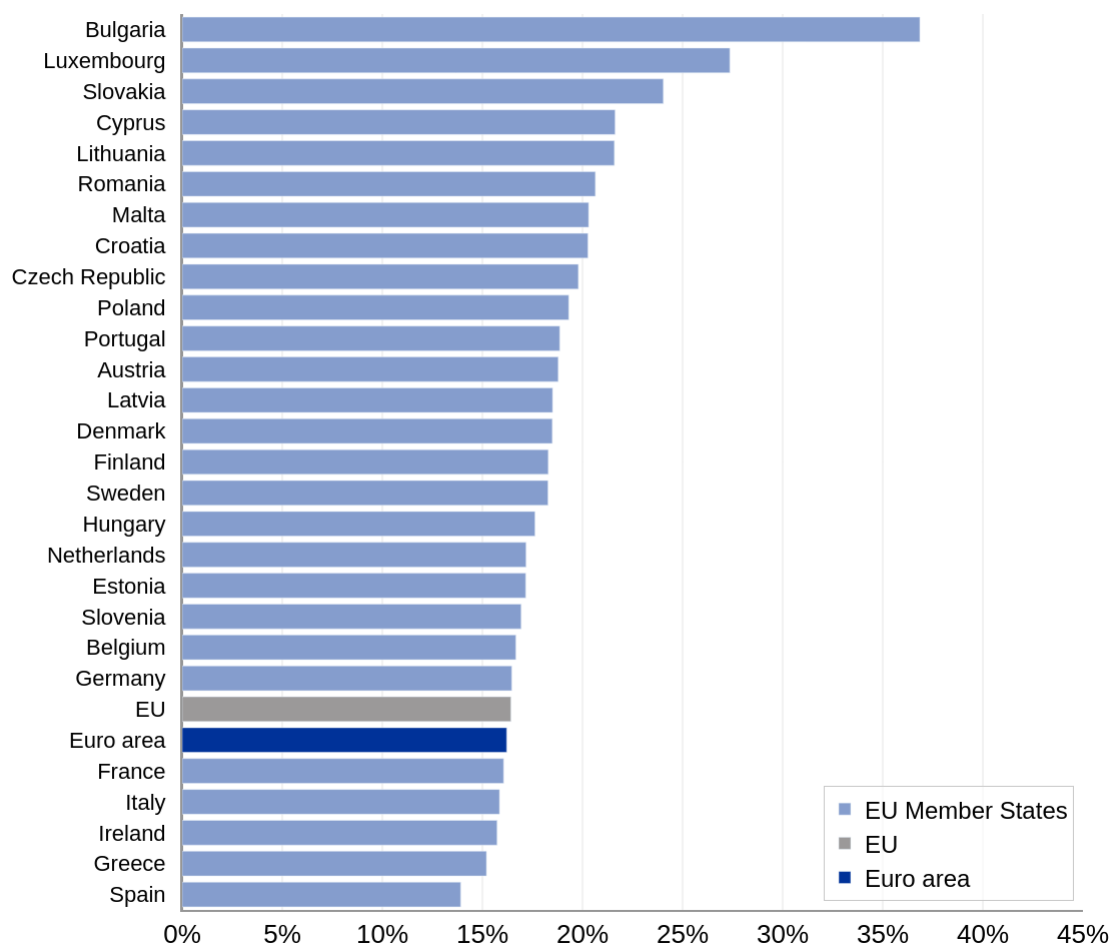
Tel.: +49 69 1344 7455, e-mail: [media@ecb.europa.eu](mailto:media@ecb.europa.eu), website: [www.ecb.europa.eu](http://www.ecb.europa.eu)

Reproduction is permitted provided that the source is acknowledged.

**Chart 4**

**Common Equity Tier 1 ratio of credit institutions headquartered in the EU in December 2025**

(percentages)



Source: ECB

Note: Data for all reference periods relate to the EU27. The increase in Bulgaria's CET1 ratio is mainly driven by a capital injection.

[Data on the aggregate Common Equity Tier 1 ratio of credit institutions headquartered in the EU](#)

**The European Central Bank (ECB) has published consolidated banking data as at end-December 2025**, a dataset for the EU banking system compiled on a group consolidated basis.

The annual data provide information required to analyse the EU banking sector and comprise a subset of the information that is available in the year-end dataset. The data cover 332 [banking groups](#) and 2292 [stand-alone credit institutions](#) and non-EU controlled subsidiaries and branches operating in the EU, accounting for nearly 100% of the EU banking sector's balance sheet. They include an

**European Central Bank**

Directorate General Communications

Sonnemannstrasse 20, 60314 Frankfurt am Main, Germany

Tel.: +49 69 1344 7455, e-mail: [media@ecb.europa.eu](mailto:media@ecb.europa.eu), website: [www.ecb.europa.eu](http://www.ecb.europa.eu)

Reproduction is permitted provided that the source is acknowledged.

extensive range of indicators on profitability and efficiency, balance sheet composition, liquidity and funding, asset quality, asset encumbrance, capital adequacy and solvency. Aggregates and indicators are published for the reporting population.

**Reporters generally apply International Financial Reporting Standards and the European Banking Authority’s Implementing Technical Standards on Supervisory Reporting. However, some small and medium-sized reporters may apply national accounting standards.** Accordingly, aggregates and indicators may include some data that are based on national accounting standards, depending on the availability of the underlying items.

In addition to data as of end-December 2025, the published figures also include **a few revisions to past data.**

**For media queries, please contact [Benoit Deeg](#), tel.: +491721683704.**

## Notes

- These consolidated banking data are available in the [ECB Data Portal](#).
- More information about the methodology used to compile the data is available on the [ECB’s website](#).
- Hyperlinks in the main body of the press release lead to data that may change with subsequent releases as a result of revisions.

## European Central Bank

Directorate General Communications

Sonnemannstrasse 20, 60314 Frankfurt am Main, Germany

Tel.: +49 69 1344 7455, e-mail: [media@ecb.europa.eu](mailto:media@ecb.europa.eu) , website: [www.ecb.europa.eu](http://www.ecb.europa.eu)

Reproduction is permitted provided that the source is acknowledged.