

# Press release

31 January 2024

## Payments statistics: first half of 2023

- [Total number of non-cash payments in the euro area](#) in first half of 2023 increased by 10.1% to 67.0 billion compared with the first half of 2022, while [total value](#) declined by 4.5% to €111.4 trillion
- [Card payments](#) accounted for 54% of total number of non-cash payments in first half of 2023, [credit transfers](#) for 22%, [direct debits](#) for 15% and [e-money payments](#) for 7%<sup>1</sup>
- [Number of contactless card payments](#) in first half of 2023 increased by 24.3% to 20.9 billion compared with the first half of 2022, with [total value](#) rising by 25.9% to €0.5 trillion
- [Number of payment cards outstanding](#) at the end of the first half of 2023 increased by 4.7% to 669.5 million compared with the first half of 2022, averaging 1.9 [payment cards per euro area inhabitant](#), with an [average value](#) of around €40 per card transaction
- Around 29.8 billion [transactions processed by retail payment systems in euro area](#), worth €23.6 trillion

The European Central Bank (ECB) today published the statistics on non-cash payments for the first half of 2023.<sup>2</sup> The statistics comprise indicators on access to and use of payment services, payment cards and terminals by the public, as well as volumes and values of transactions processed through retail and large-value payment systems. This press release focuses on developments in the euro area as a whole, although statistics are also published for all euro area countries and all reporting non-euro area countries. EU and euro area aggregates are also published.<sup>3</sup>

---

<sup>1</sup> Statistics are also collected for cheques, money remittances and other payment services, which together accounted for 2% of the total number and for 1% of the total value of non-cash euro area payment transactions in the first half of 2023.

<sup>2</sup> The published data have been collected in accordance with Regulation ECB/2020/59 amending Regulation ECB/2013/43 on payments statistics, which came into effect on 1 January 2022. Regulation ECB/2020/59 increased the frequency of data collection from annual to semi-annual. Data for the first half of 2023 should be treated as provisional and subject to revisions.

<sup>3</sup> At the time of reporting the semi-annual data for the first half of 2023, some non-euro area EU countries were still in the process of implementing the requirements of Regulation ECB/2020/59. As such, EU aggregates do not cover all EU countries. Further information on which EU countries are reporting partial scope can be found in the country-specific methodological notes on the [ECB Data Portal](#).

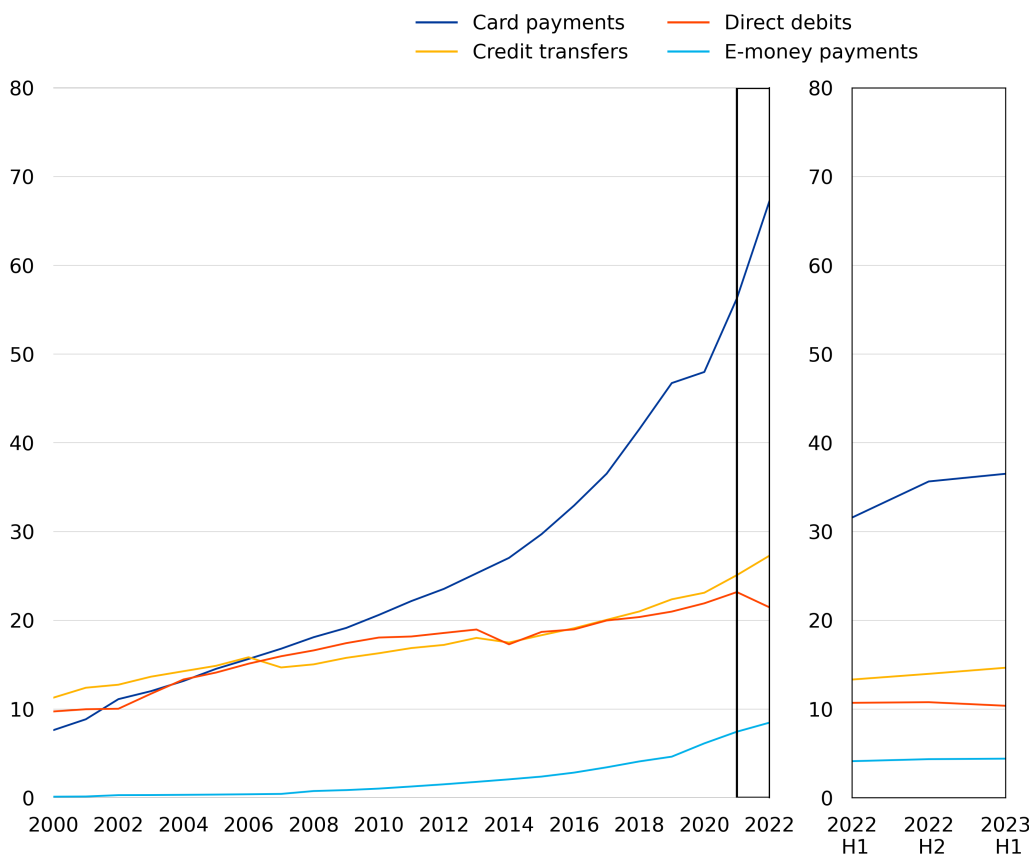
## Payment services<sup>4</sup>

In the first half of 2023 the total number of non-cash payment transactions<sup>5</sup> in the euro area increased by 10.1% to 67.0 billion compared with the first half of 2022, while the corresponding total value declined by 4.5% to €111.4 trillion. Card payments accounted for 54% of the total number of transactions, while credit transfers accounted for 22%, direct debits for 15% and e-money payments for 7%. The remaining 2% comprised cheques, money remittances and other payment services (see annex, Table 1).

### Chart 1

#### Use of the main payment services in the euro area

(number of transactions in billions, graph on the right-hand-side refers to half-yearly data)



Source: ECB.

Note: Data have been partially estimated for periods prior to 2010, as methodological changes were implemented in previous years and some corresponding data are not available. The historical estimation done by the ECB ensures

<sup>4</sup> SEPA instruments are included in the respective categories. Information on these instruments can be found [on the ECB's website](#).

<sup>5</sup> Total non-cash payment services exclude cash-withdrawals and include credit transfers, direct debits, card payments with cards issued by resident payment service providers, e-money payment transactions with e-money issued by resident payment service providers, cheques, money remittances and other payment services. A wider [total](#) that includes cash withdrawals is also available on the ECB Data Portal.

#### European Central Bank

Directorate General Communications  
Sonnenmannstrasse 20, 60314 Frankfurt am Main, Germany  
Tel.: +49 69 1344 7455, e-mail: [media@ecb.europa.eu](mailto:media@ecb.europa.eu), website: [www.ecb.europa.eu](http://www.ecb.europa.eu)

comparability of figures over the entire period. Statistics were also collected for cheques, money remittances and other payment services which together accounted for 2% of the total number of non-cash euro area payment transactions in the first half of 2023.

### [Data on payment services](#)

## Card payments

In the first half of 2023 the number of card-based payments within the euro area increased by 15.6% to 36.5 billion compared with the first half of 2022. The corresponding total value of card-based payments rose by 14.1% to €1.5 trillion, reflecting an average value of around €40 per transaction. The split between remote and non-remote transactions in the total number of card payments was 17% to 83%, while the split in terms of value was 26% to 74%. The number of contactless card payments initiated at a physical electronic funds transfer point of sale terminal increased by 24.3% to 20.9 billion compared with the first half of 2022, with the corresponding total value rising by 25.9% to €0.5 trillion. As a result, their share in the total number of non-remote card payments accounted for 69%, while the corresponding share in terms of value reached 50%. At the national level, Lithuania had the largest share of card payments as a percentage of the total number of non-cash payments in the first half of 2023, at around 78% (see annex, Table 2).

## Credit transfers

In the first half of 2023 the number of credit transfers within the euro area increased by 10.0% to 14.6 billion compared with the first half of 2022, while the corresponding total value declined by 5.8% to €103.6 trillion. As higher-value payments are usually made by credit transfer, credit transfers made up 93% of the total value of non-cash payments. The ratio of transactions initiated electronically to paper-based transactions was around 14 to 1, while in terms of value the ratio was around 12 to 1. At the national level, Latvia had the largest share of credit transfers as a percentage of the total number of non-cash payments in the first half of 2023, at around 36% (see annex, Table 2).

## Direct debits

In the first half of 2023 the number of direct debits within the euro area declined by 3.1% to 10.4 billion compared with the first half of 2022, and the corresponding total value rose by 27.1% to €4.8 trillion. Of the total number of direct debits, those with an electronic mandate accounted for 11% whereas those with consent given in other forms accounted for 89%, while in terms of value the split was 14% to 86%. At the national level, Germany continued to have the largest share of direct debits as a percentage of the total number of non-cash payments in the first half of 2023, at around 34% (see annex, Table 2).

### **European Central Bank**

Directorate General Communications  
Sonnemannstrasse 20, 60314 Frankfurt am Main, Germany  
Tel.: +49 69 1344 7455, e-mail: [media@ecb.europa.eu](mailto:media@ecb.europa.eu), website: [www.ecb.europa.eu](http://www.ecb.europa.eu)

## E-money payments

In the first half of 2023 the number of e-money payment transactions within the euro area increased by 6.9% to 4.4 billion compared with the first half of 2022, and the corresponding value rose by 7.0% to €0.2 billion. Of the total number of e-money payment transactions, those made with cards on which e-money can be stored accounted for 9% whereas those made with e-money accounts accounted for 91%, while in terms of value the split was 11% to 89%.

## Cards and accepting devices

At the end of the first half of 2023 the number of cards with a payment function increased by 4.7% to 669.5 million compared with the number at the end of the first half of 2022. With a total euro area population of around 350 million, this averaged 1.9 payment cards per euro area inhabitant.

At the end of the first half of 2023 the total number of automated teller machines (ATMs) in the euro area decreased by 3.5% to 260,495 compared with the number at the end of the first half of 2022. Of these, 24% accepted contactless transactions.

At the end of the first half of 2023 the total number of point of sale (POS) terminals increased by 13.3% to 19.9 million<sup>6</sup> compared with the number at the end of the first half of 2022. Of these terminals, 83% accepted contactless transactions.

## Payment systems<sup>7</sup>

### Retail payment systems

Retail payment systems in the euro area handle mainly payments that are made by individuals and businesses, with a relatively low value and high volume overall.

In the first half of 2023, 30 retail payment systems within the euro area processed around 29.8 billion transactions with a combined value of €23.6 trillion. Instant credit transfers accounted for 11% of the total number and for 3% of the total value of credit transfer transactions.

A high degree of concentration can be observed in euro area retail payment systems. The three largest systems (STEP2-T<sup>8</sup>, CORE in France and RPS in Germany) processed 62% of the volume

---

<sup>6</sup> Due to national reporting specificities, the number of POS terminals is affected by double reporting in some euro area countries. As such, a big increase compared with the data for reference year 2021 is observed. This will be further investigated; corresponding figures may be revised.

<sup>7</sup> Some of the payment systems in this press release are systemically important payment systems at euro area level. More information can be found on the [ECB's website](#).

<sup>8</sup> STEP2 is a pan-European automated clearing house for retail payments in euro operated by EBA CLEARING.

### European Central Bank

Directorate General Communications  
Sonnenmannstrasse 20, 60314 Frankfurt am Main, Germany  
Tel.: +49 69 1344 7455, e-mail: [media@ecb.europa.eu](mailto:media@ecb.europa.eu), website: [www.ecb.europa.eu](http://www.ecb.europa.eu)

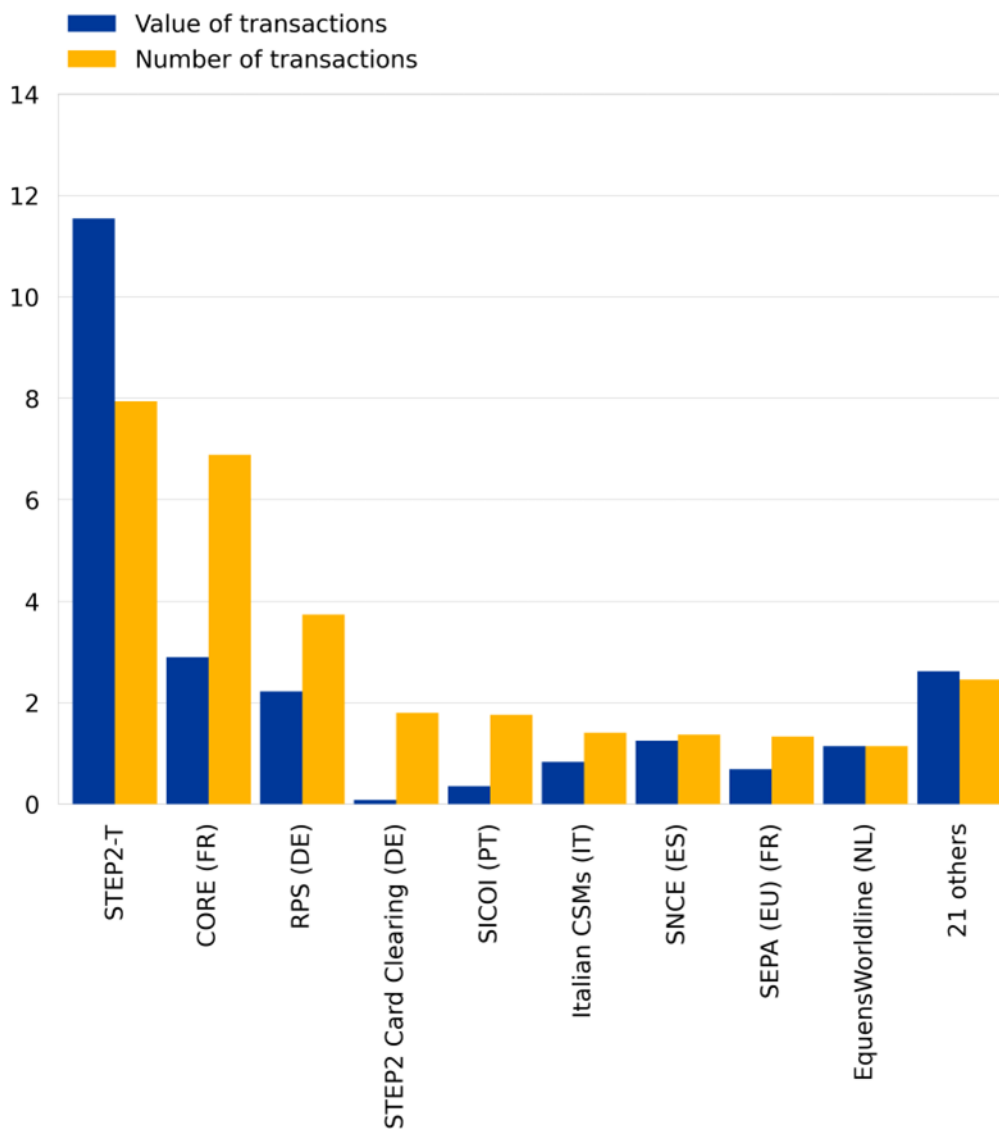
and 71% of the value of all transactions processed by euro area retail payment systems in the first half of 2023.

Chart 2 shows the number and value of transactions processed by the main retail payment systems in the first half of 2023.

### Chart 2

#### Retail payment systems in the euro area in the first half of 2023

(value of transactions in EUR trillions and number of transactions in billions)



Source: ECB.

[Data on retail payment systems](#)

#### European Central Bank

Directorate General Communications  
Sonnenmannstrasse 20, 60314 Frankfurt am Main, Germany  
Tel.: +49 69 1344 7455, e-mail: [media@ecb.europa.eu](mailto:media@ecb.europa.eu), website: [www.ecb.europa.eu](http://www.ecb.europa.eu)

Reproduction is permitted provided that the source is acknowledged.

## Large-value payment systems

Large-value payment systems are designed primarily to process large-value and/or high-priority payments made between system participants for their own account or on behalf of their customers.

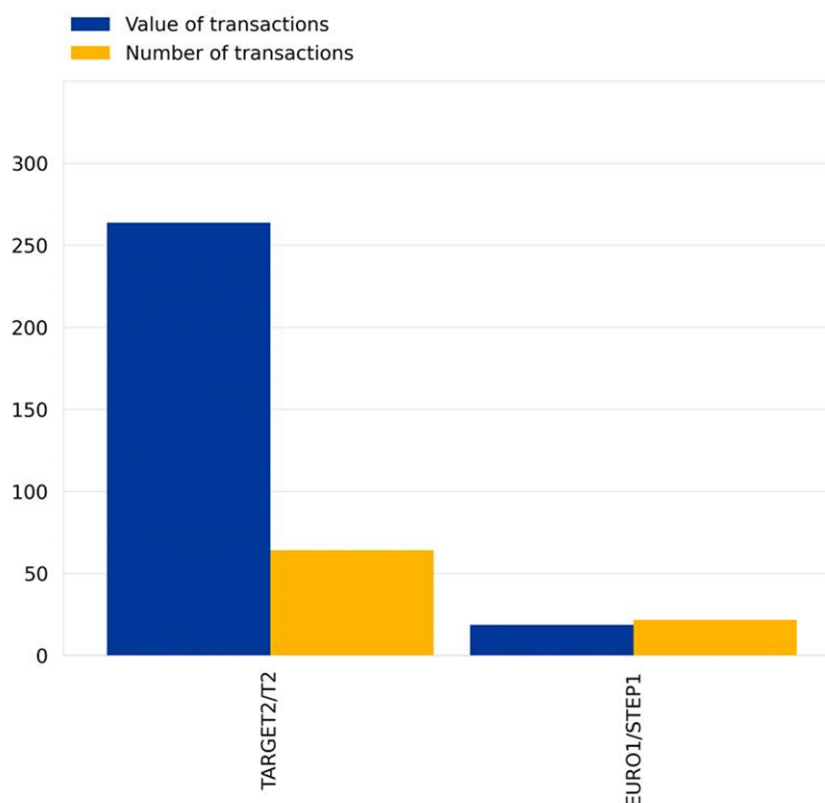
In the first half of 2023, large-value payment systems settled 85.9 million payments with a total value of €282.7 trillion in euro payments, with TARGET2/T2 and EURO1/STEP1 being the two main systems.<sup>9</sup>

Chart 3 shows the number and value of transactions processed by the main large-value payment systems in the first half of 2023.

### Chart 3

#### Main large-value payment systems in the euro area in the first half of 2023

(value of transactions in EUR trillions and number of transactions in billions)



Source: ECB.

#### [Data on large-value payment systems](#)

<sup>9</sup> TARGET2 was the second-generation Trans-European Automated Real-time Gross settlement Express Transfer system. It was operated by the Eurosystem and settled payments in euro in central bank money until March 2023, when it was replaced by the new system, T2. EURO1/STEP1 is an EU-wide multilateral net large-value payment system for euro payments operated by EBA CLEARING. Payments are processed in EURO1 throughout the day and final balances are settled at the end of the day in TARGET2.

#### European Central Bank

Directorate General Communications  
Sonnemannstrasse 20, 60314 Frankfurt am Main, Germany  
Tel.: +49 69 1344 7455, e-mail: [media@ecb.europa.eu](mailto:media@ecb.europa.eu), website: [www.ecb.europa.eu](http://www.ecb.europa.eu)

Reproduction is permitted provided that the source is acknowledged.

## Notes:

- > The full set of payment statistics can be downloaded from the [ECB Data Portal](#) (EDP). The EDP also includes [interactive dashboards](#) supporting data visualization. Detailed methodological information, including a list of all data definitions, is available under “Payment services and large-value and retail payment systems” in the "[Statistics](#)" section of the ECB's website.
- > The methodological and reporting framework for payments statistics has been enhanced to take progressive developments in the payments market and related changes in the legal framework in Europe into account. The enhanced reporting requirements, which came into effect on 1 January 2022, are set out in Regulation ECB/2020/59 amending Regulation ECB/2013/43 on payments statistics and in Guideline ECB/2021/13 on reporting requirements on payments statistics. In addition, the Manual on payments statistics reporting is available on the [ECB's website](#).
- > Hyperlinks in the main body of the press release and in annex tables lead to data that may change with subsequent releases as a result of revisions. Figures shown in annex tables are a snapshot of the data at the time of the current release. Unless otherwise indicated, statistics referring to the euro area cover the EU Member States that had adopted the euro at the time to which the data relate.