

Press release

2 November 2023

ECB publishes consolidated banking data for end-June 2023

- [The aggregate of total assets of EU-headquartered credit institutions](#) declined from €31.89 trillion in June 2022 to €31.32 trillion in June 2023, a decrease of 1.80%
- During the same period, [EU credit institutions' aggregate non-performing loans ratio](#)¹ remained unchanged year on year to stand at 1.88% in June 2023
- [EU credit institutions' aggregate return on equity](#)² was 5.20% in June 2023 and their [Common Equity Tier 1 ratio](#)³ was 15.80%

¹ Defined as the ratio of non-performing loans to total loans. Cash balances at central banks and other demand deposits are included.

² Defined as the ratio of total profit (loss) for the first six months of 2023 (non-annualised) to total equity. Profitability indicators are not annualised.

³ Defined as the ratio of Common Equity Tier 1 capital to total risk exposure.

European Central Bank

Directorate General Communications

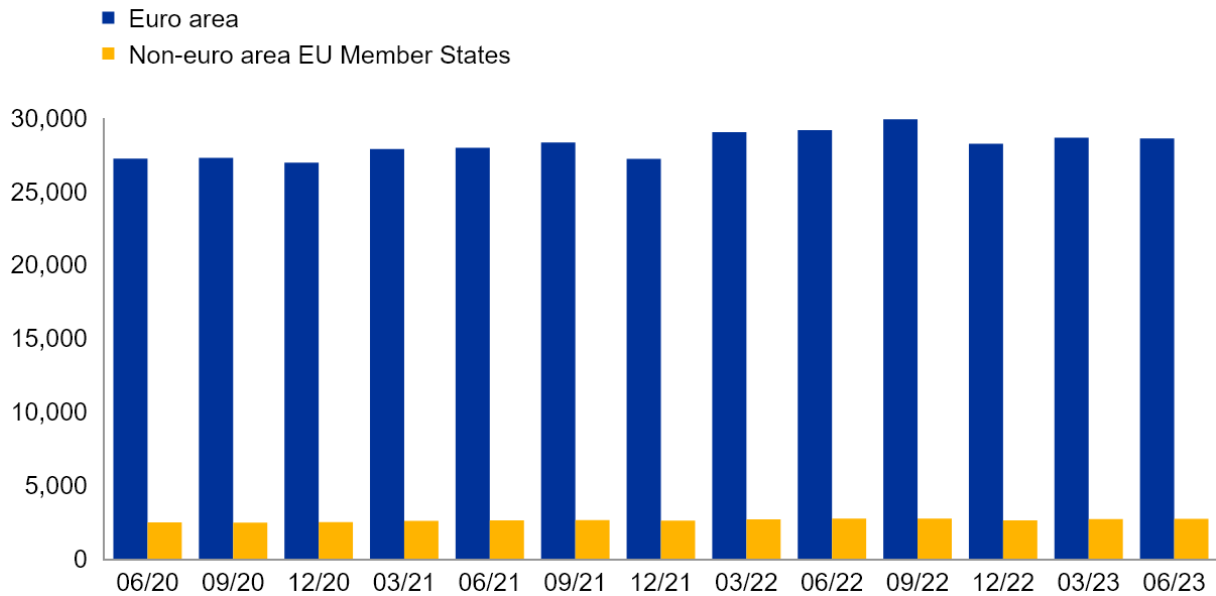
Sonnemannstrasse 20, 60314 Frankfurt am Main, Germany

Tel.: +49 69 1344 7455, e-mail: media@ecb.europa.eu, website: www.ecb.europa.eu

Chart 1

Total assets of credit institutions headquartered in the EU

(EUR billions)



Source: ECB

Note: Data for all reference periods relate to the EU27. As of 2023 Croatia is included in the Euro area countries. The total assets for end-June 2023 for Croatia amounted to 9.0 EUR billions.

[Data on the aggregate of total assets of credit institutions headquartered in the EU](#)

European Central Bank

Directorate General Communications

Sonnemannstrasse 20, 60314 Frankfurt am Main, Germany

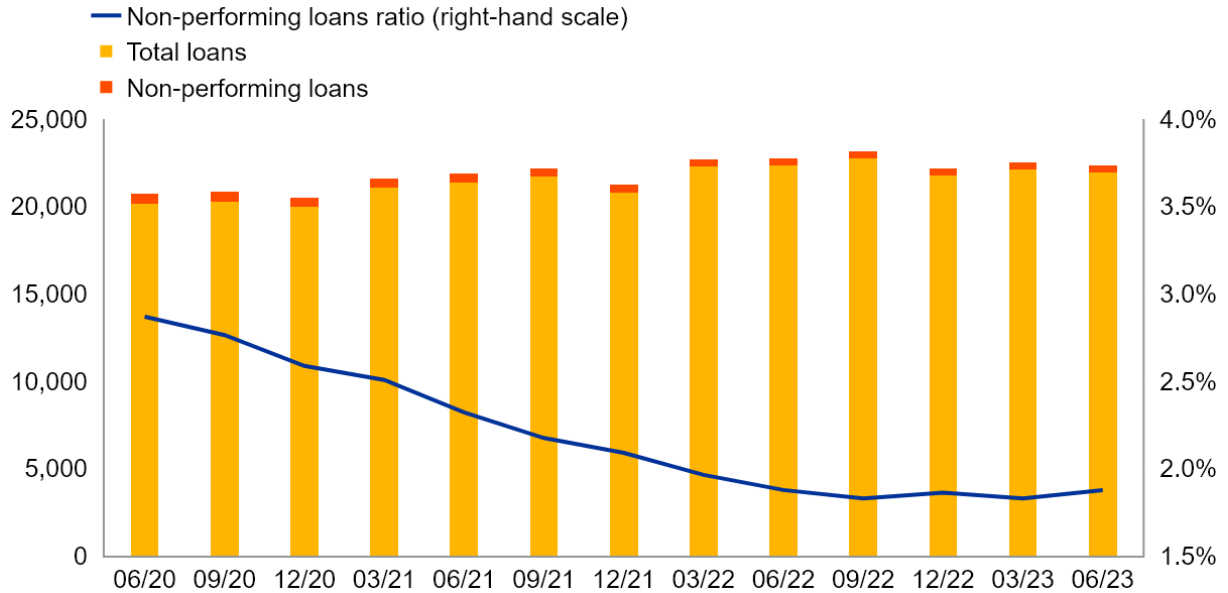
Tel.: +49 69 1344 7455, e-mail: media@ecb.europa.eu, website: www.ecb.europa.eu

Reproduction is permitted provided that the source is acknowledged.

Chart 2

Non-performing loans ratio of credit institutions headquartered in the EU

(EUR billions; percentages)



Source: ECB

Note: Data for all reference periods relate to the EU27.

[Data on the aggregate non-performing loans ratio of credit institutions headquartered in the EU](#)

European Central Bank

Directorate General Communications

Sonnemannstrasse 20, 60314 Frankfurt am Main, Germany

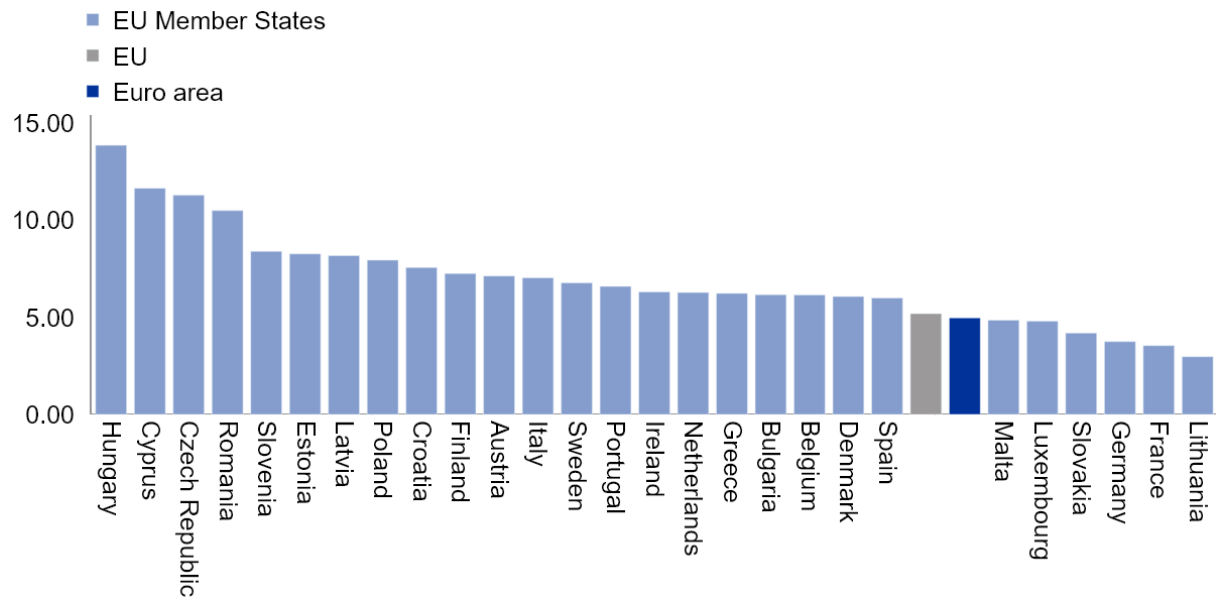
Tel.: +49 69 1344 7455, e-mail: media@ecb.europa.eu, website: www.ecb.europa.eu

Reproduction is permitted provided that the source is acknowledged.

Chart 3

Return on equity of credit institutions headquartered in the EU in June 2023

(percentages)



Source: ECB

Note: Data for all reference periods relate to the EU27. As of 2023 Croatia is included in the Euro area countries. Return on equity is defined as the ratio of total profit (loss) for the first six months of 2023 (non-annualised) to total equity. The observation value for Lithuania temporarily repeats the one for 2023Q1, and will be revised.

[Data on the aggregate return on equity of credit institutions headquartered in the EU](#)

European Central Bank

Directorate General Communications

Sonnemannstrasse 20, 60314 Frankfurt am Main, Germany

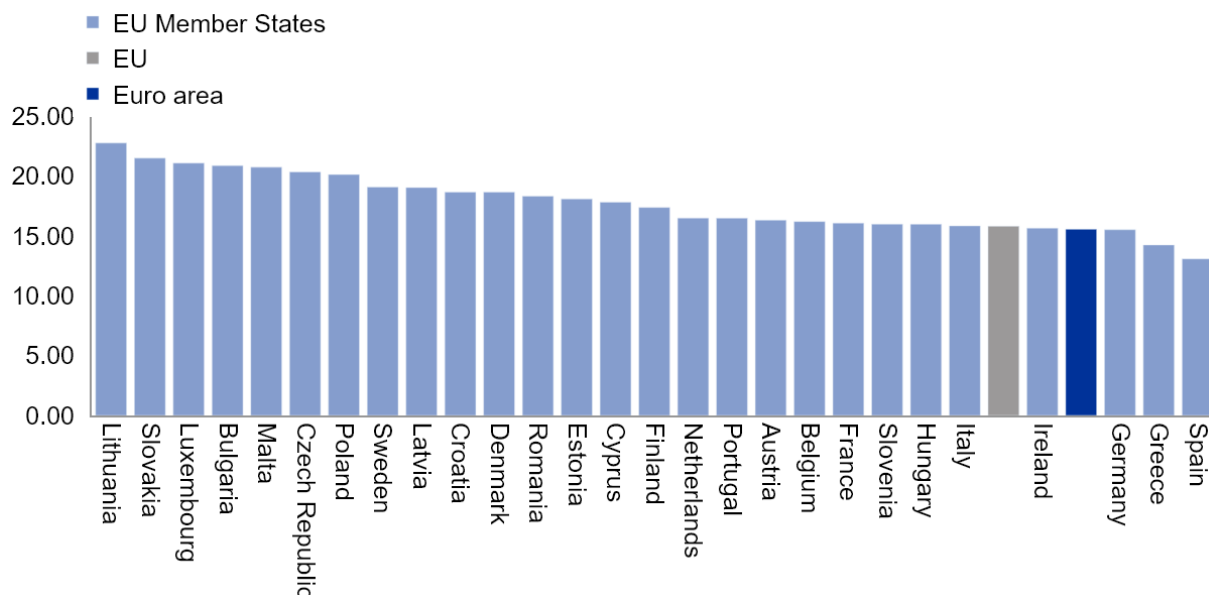
Tel.: +49 69 1344 7455, e-mail: media@ecb.europa.eu, website: www.ecb.europa.eu

Reproduction is permitted provided that the source is acknowledged.

Chart 4

Common Equity Tier 1 ratio of credit institutions headquartered in the EU in June 2023

(percentages)



Source: ECB

Note: Data for all reference periods relate to the EU27. As of 2023 Croatia is included in the Euro area countries. The observation value for Lithuania temporarily repeats the one for 2023Q1, and will be revised.

[Data on the aggregate Common Equity Tier 1 ratio of credit institutions headquartered in the EU](#)

The European Central Bank (ECB) has published consolidated banking data as at end-June 2023, a dataset for the EU banking system compiled on a group consolidated basis.

The quarterly data provide information required to analyse the EU banking sector and comprise a subset of the information that is available in the year-end dataset. The data cover 315 [banking groups](#) and 2354 [stand-alone credit institutions](#) operating in the EU (including foreign subsidiaries and branches), accounting for nearly 100% of the EU banking sector's balance sheet. They include an extensive range of indicators on profitability and efficiency, balance sheet composition, liquidity and funding, asset quality, asset encumbrance, capital adequacy and solvency. Aggregates and indicators are published for the full sample.

Reporters generally apply International Financial Reporting Standards and the European Banking Authority's Implementing Technical Standards on Supervisory Reporting. However, some small and medium-sized reporters may apply national accounting standards. Accordingly, aggregates and indicators may include some data that are based on national accounting standards, depending on the availability of the underlying items.

European Central Bank

Directorate General Communications

Sonnemannstrasse 20, 60314 Frankfurt am Main, Germany

Tel.: +49 69 1344 7455, e-mail: media@ecb.europa.eu, website: www.ecb.europa.eu

Reproduction is permitted provided that the source is acknowledged.

In addition to data as at end-June 2023, the published figures also include **a few revisions to past data**.

For media queries, please contact [Philippe Rispal](#), tel.: +49 69 1344 5482.

Notes

- These consolidated banking data are available in the [ECB Data Portal](#).
- More information about the methodology used to compile the data is available on the [ECB's website](#).

Hyperlinks in the main body of the press release lead to data that may change with subsequent releases as a result of revisions.