


DATA PUBLISHED ON  
BANKNOTE COUNTERFEITING  
IN THE MAIN CURRENCIES  
Banknote Analysis Unit (NAC)

2024

Jorge Amago, Silvia Ereña, Diego Hernández



**DATA PUBLISHED ON BANKNOTE COUNTERFEITING  
IN THE MAIN CURRENCIES**  
**Banknote Analysis Unit (NAC)**

This report sets out a summary of the public information available, obtained from official sources, on banknote counterfeiting in the world's main currencies. The first part of the report shows the updated information regarding the last complete year. The second part also takes the preceding years (since 2015) into account, with a view to highlighting trends in terms of the volume of counterfeiting. Lastly, in one single chart, the countries are compared in terms of the rise or decline in counterfeiting over the last year with respect to previous years.

The methodology and criteria used to prepare the report were as follows:

- The information was searched online. In general terms, such information is published on a central bank or issuing authority website, or in the respective annual reports. Otherwise, it can be found on the website of another body tasked with combating counterfeiting (the police or other government agencies).
  - The term “main currencies” refers to the 30 most exchanged currencies in the world, based on 2022 data from the Bank of International Settlements (1). Table 1 contains a list of the currencies.
  - Wherever possible, the information published on counterfeit banknotes detected in circulation has been used (i.e. without taking into account data on police seizures before entering into circulation).
  - With a view to gaining a more comprehensive overview of the level of currency counterfeiting, where the data could be found, 2 different indicators were selected:
    - **Indicator 1:** The number of counterfeit banknotes detected during one year per million genuine banknotes in circulation, referred to as “parts per million” or “ppm”. The number of banknotes in circulation is generally recorded at the end of the year in question or as an average of the number of banknotes in circulation throughout the year.
- Where the ppm has not been published and wherever possible, this indicator has been calculated by the author of the report based on the number of counterfeit banknotes detected during a year and the number of banknotes in circulation that same year. The values are written in italics.
- **Indicator 2:** The number of banknotes detected during one year per 10,000 inhabitants in the country in question.

This indicator has been calculated by the author of the report based on the number of counterfeit banknotes detected for one year and the population data published by the United Nations (2). The number of inhabitants used for the euro area is 350.36 million (3).

You can access all the information gathered by clicking on the links throughout this report.

# 1 Latest data

Table 1  
Latest counterfeiting data

| Country                                         | Currency code | Period                                                                          | Conditions                            | Number of counterfeit banknotes | Parts per million | Number of counterfeit banknotes/10,000 inhabitants |
|-------------------------------------------------|---------------|---------------------------------------------------------------------------------|---------------------------------------|---------------------------------|-------------------|----------------------------------------------------|
| Australia                                       | AUD           | 2023                                                                            | In circulation                        | 13,257                          | 6.55              | 4.98                                               |
| Brazil                                          | BRL           | 2023                                                                            | In circulation, excl. seizures        | 326,075                         | 42.63             | 15.07                                              |
| Canada                                          | CAD           | 2023                                                                            | In circulation                        | 21,000                          | 7.0               | 5.24                                               |
| Chile                                           | CLP           | The Banco Central de Chile does not publish counterfeiting data.                |                                       |                                 |                   |                                                    |
| China                                           | CNY           | It was not possible to obtain information.                                      |                                       |                                 |                   |                                                    |
| South Korea                                     | KRW           | 2023                                                                            | Not specified                         | 184                             | 0.03              | 0.04                                               |
| Denmark                                         | DKK           | 2023                                                                            | In circulation                        | 2,163                           | 8.70              | 3.64                                               |
| United States                                   | USD           | Neither the Federal Reserve nor the Secret Service publish counterfeiting data. |                                       |                                 |                   |                                                    |
| Euro area                                       | EUR           | 2023                                                                            | In circulation                        | 467,000                         | 16                | 13.33                                              |
| The Philippines                                 | PHP           | 2023                                                                            | In circulation                        | 59,080                          | 12.20             | 5.04                                               |
| Hong Kong                                       | HKD           | No information published.                                                       |                                       |                                 |                   |                                                    |
| Hungary                                         | HUF           | 2023                                                                            | In circulation                        | 450                             | 0.68              | 0.47                                               |
| India                                           | INR           | 01/04/2023 - 31/03/2024                                                         | Banks and Reserve Bank of India       | 222,639                         | 1.52              | 1.56                                               |
| Indonesia                                       | IDR           | 2023                                                                            | In circulation                        | 159,749                         | 5.0               | 5.76                                               |
| Israel                                          | ILS           | It was not possible to obtain information.                                      |                                       |                                 |                   |                                                    |
| Japan                                           | JPY           | 2023                                                                            | Not specified                         | 681                             | 0.04              | 0.05                                               |
| Mexico                                          | MXN           | 2023                                                                            | In circulation                        | 284,614                         | 34.60             | 22.16                                              |
| Norway                                          | NOK           | 2023                                                                            | In circulation + prior to circulation | 1,201                           | 10.43             | 2.18                                               |
| New Zealand                                     | NZD           | 01/07/2023 - 30/06/2024                                                         | Not specified                         | ?                               | 14.34             | ?                                                  |
| Poland                                          | PLN           | 2023                                                                            | In circulation                        | 3,869                           | 1.30              | 1.05                                               |
| United Kingdom                                  | GBP           | 2023                                                                            | In circulation                        | 116,000                         | 25.05             | 16.97                                              |
| Czech Republic                                  | CZK           | 2023                                                                            | In circulation                        | 2,135                           | 4.0               | 1.96                                               |
| Russia                                          | RUB           | 2023                                                                            | In circulation                        | 11,965                          | 2.0               | 0.83                                               |
| Singapore                                       | SGD           | The Monetary Authority of Singapore does not publish counterfeiting data.       |                                       |                                 |                   |                                                    |
| South Africa                                    | ZAR           | 2023 / 2024                                                                     | Not specified                         | ?                               | 4.03              | ?                                                  |
| Sweden                                          | SEK           | 2023                                                                            | Not specified                         | 2,179                           | 8.51              | 2.07                                               |
| Switzerland                                     | CHF           | 2023                                                                            | Not specified                         | 4,802                           | 7.87              | 4.61                                               |
| Thailand. No recent data available (26/11/2024) | THB           | 2020                                                                            | In circulation, seized by the police  | 6,680                           | 1.10              | 0.80                                               |
| Taiwan                                          | TWD           | It was not possible to obtain information.                                      |                                       |                                 |                   |                                                    |
| Türkiye                                         | TRY           | No information published.                                                       |                                       |                                 |                   |                                                    |

SOURCE: Data published and own calculations.

Table 2

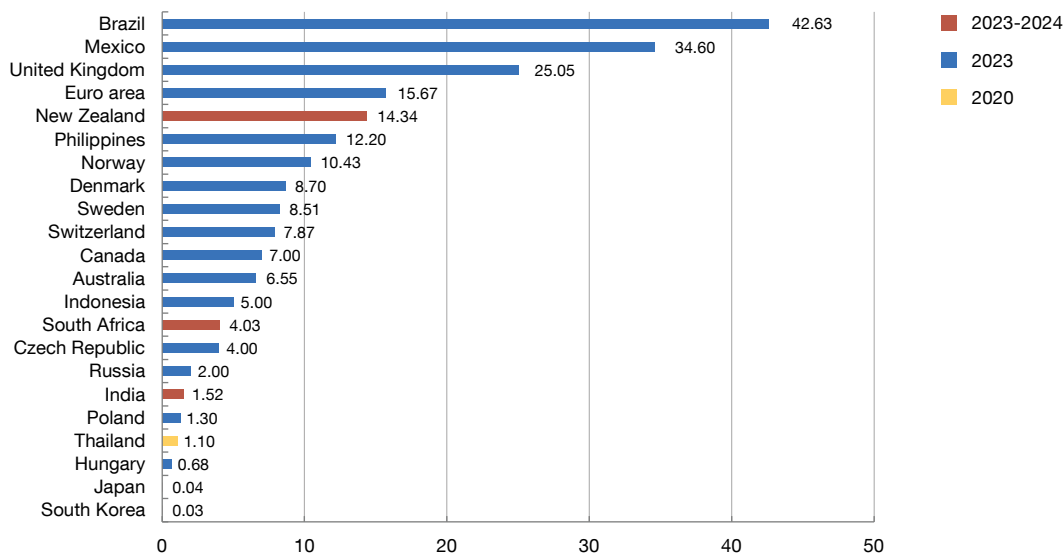
**References (date of access: 26/11/2024)**

|                 |                                                                                                                                                                                                                                                                                                                                       |
|-----------------|---------------------------------------------------------------------------------------------------------------------------------------------------------------------------------------------------------------------------------------------------------------------------------------------------------------------------------------|
| Australia       | <a href="https://www.rba.gov.au/statistics/tables/">https://www.rba.gov.au/statistics/tables/</a>                                                                                                                                                                                                                                     |
| Brazil          | <a href="https://www.bcb.gov.br/content/estatisticas/mecirestfalsas/EstatisticaFalsificacao%20-%20UF%20X%20Denominacao_internet_2023.pdf">https://www.bcb.gov.br/content/estatisticas/mecirestfalsas/EstatisticaFalsificacao%20-%20UF%20X%20Denominacao_internet_2023.pdf</a>                                                         |
|                 | <a href="https://www3.bcb.gov.br/mec-circulante/?wicket:interface=:1:::">https://www3.bcb.gov.br/mec-circulante/?wicket:interface=:1:::</a>                                                                                                                                                                                           |
| Canada          | <a href="https://www.bankofcanada.ca/wp-content/uploads/2024/05/annual-report-2023.pdf">https://www.bankofcanada.ca/wp-content/uploads/2024/05/annual-report-2023.pdf</a>                                                                                                                                                             |
|                 | <a href="https://www.rcmp-grc.gc.ca/fsis-ssji/statistics-statistiques-eng.htm">https://www.rcmp-grc.gc.ca/fsis-ssji/statistics-statistiques-eng.htm</a>                                                                                                                                                                               |
| Chile           | Comunicación privada con el Banco Central de Chile el 02/10/2020                                                                                                                                                                                                                                                                      |
| China           | -                                                                                                                                                                                                                                                                                                                                     |
| South Korea     | <a href="https://www.bok.or.kr/eng/bbs/E0000740/view.do?menuNo=400221&amp;nttId=10085650">https://www.bok.or.kr/eng/bbs/E0000740/view.do?menuNo=400221&amp;nttId=10085650</a>                                                                                                                                                         |
| Denmark         | <a href="https://www.nationalbanken.dk/en/news-and-knowledge/publications-and-speeches/report/2024/annual-report-2023">https://www.nationalbanken.dk/en/news-and-knowledge/publications-and-speeches/report/2024/annual-report-2023</a>                                                                                               |
| United States   | Private communication with the Federal Reserve Board on 20/01/2022                                                                                                                                                                                                                                                                    |
| Euro area       | <a href="https://www.ecb.europa.eu/press/pr/date/2024/html/ecb.pr240129~fb28ab2918.en.html">https://www.ecb.europa.eu/press/pr/date/2024/html/ecb.pr240129~fb28ab2918.en.html</a>                                                                                                                                                     |
|                 | <a href="https://www.ecb.europa.eu/press/annual-reports-financial-statements/annual/html/ecb.ar2023~d033c21ac2.en.html">https://www.ecb.europa.eu/press/annual-reports-financial-statements/annual/html/ecb.ar2023~d033c21ac2.en.html</a>                                                                                             |
| The Philippines | <a href="https://www.bsp.gov.ph/Media_And_Research/Annual%20Report/AnnRep_2023.pdf">https://www.bsp.gov.ph/Media_And_Research/Annual%20Report/AnnRep_2023.pdf</a>                                                                                                                                                                     |
| Hong Kong       | Private communication with the Hong Kong Police Force on 20/07/2021                                                                                                                                                                                                                                                                   |
| Hungary         | <a href="https://www.mnb.hu/letoltes/mnb-annual-report-2023-final.pdf">https://www.mnb.hu/letoltes/mnb-annual-report-2023-final.pdf</a>                                                                                                                                                                                               |
| India           | <a href="https://www.rbi.org.in/Scripts/AnnualReportPublications.aspx?Id=1408">https://www.rbi.org.in/Scripts/AnnualReportPublications.aspx?Id=1408</a>                                                                                                                                                                               |
| Indonesia       | <a href="https://www.bi.go.id/id/statistik/ekonomi-keuangan/spip/Documents/TABEL_3e.pdf">https://www.bi.go.id/id/statistik/ekonomi-keuangan/spip/Documents/TABEL_3e.pdf</a>                                                                                                                                                           |
| Israel          | -                                                                                                                                                                                                                                                                                                                                     |
| Japan           | <a href="https://www.npa.go.jp/bureau/criminal/souni/gizou/gizou.pdf">https://www.npa.go.jp/bureau/criminal/souni/gizou/gizou.pdf</a>                                                                                                                                                                                                 |
|                 | <a href="https://www.boj.or.jp/en/announcements/education/oshiete/money/c06.htm/">https://www.boj.or.jp/en/announcements/education/oshiete/money/c06.htm/</a>                                                                                                                                                                         |
| Mexico          | <a href="https://www.banxico.org.mx/SielInternet/consultarDirectorioInternetAction.do?sector=11&amp;accion=consultarCuadroAnalitico&amp;idCuadro=CA617&amp;locale=es">https://www.banxico.org.mx/SielInternet/consultarDirectorioInternetAction.do?sector=11&amp;accion=consultarCuadroAnalitico&amp;idCuadro=CA617&amp;locale=es</a> |
| Norway          | <a href="https://www.norges-bank.no/globalassets/upload/statistikk/sedler_mynter/arsrapport-setlar-og-myntar-2023.pdf?v=03052024131508">https://www.norges-bank.no/globalassets/upload/statistikk/sedler_mynter/arsrapport-setlar-og-myntar-2023.pdf?v=03052024131508</a>                                                             |
|                 | <a href="https://www.norges-bank.no/contentassets/58084da4e3f44803a8c3f692f2f7bb9c/nb_annualreport_2023.pdf?v=26022024180435">https://www.norges-bank.no/contentassets/58084da4e3f44803a8c3f692f2f7bb9c/nb_annualreport_2023.pdf?v=26022024180435</a>                                                                                 |
| New Zealand     | <a href="https://www.rbnz.govt.nz/-/media/project/sites/rbnz/files/publications/annual-reports/annual-report-2024.pdf">https://www.rbnz.govt.nz/-/media/project/sites/rbnz/files/publications/annual-reports/annual-report-2024.pdf</a>                                                                                               |
| Poland          | <a href="https://nbp.pl/wp-content/uploads/2024/11/Raport_Roczny_2023.pdf">https://nbp.pl/wp-content/uploads/2024/11/Raport_Roczny_2023.pdf</a>                                                                                                                                                                                       |
| United Kingdom  | <a href="https://www.bankofengland.co.uk/statistics/banknote">https://www.bankofengland.co.uk/statistics/banknote</a>                                                                                                                                                                                                                 |
| Czech Republic  | <a href="https://www.cnb.cz/en/banknotes-and-coins/currency-circulation/structure-of-currency/">https://www.cnb.cz/en/banknotes-and-coins/currency-circulation/structure-of-currency/</a>                                                                                                                                             |
|                 | <a href="https://www.cnb.cz/en/cnb-news/press-releases/CNB-Be-vigilant-for-counterfeit-money/">https://www.cnb.cz/en/cnb-news/press-releases/CNB-Be-vigilant-for-counterfeit-money/</a>                                                                                                                                               |
| Russia          | <a href="http://www.cbr.ru/statistics/cash_circulation/den_zn/2021/">http://www.cbr.ru/statistics/cash_circulation/den_zn/2021/</a>                                                                                                                                                                                                   |
| Singapore       | Private communication with the Monetary Authority of Singapore on 09/02/2022                                                                                                                                                                                                                                                          |
| South Africa    | <a href="https://www.resbank.co.za/content/dam/sarb/publications/reports/annual-reports/2024/SARB%20Annual%20Report%20202324.pdf">https://www.resbank.co.za/content/dam/sarb/publications/reports/annual-reports/2024/SARB%20Annual%20Report%20202324.pdf</a>                                                                         |
| Sweden          | <a href="https://www.riksbank.se/en-gb/statistics/statistics-on-payments-banknotes-and-coins/notes-and-coins/">https://www.riksbank.se/en-gb/statistics/statistics-on-payments-banknotes-and-coins/notes-and-coins/</a>                                                                                                               |
| Switzerland     | <a href="https://www.snb.ch/en/publications/communication/annual-report/annrep_2023_komplett">https://www.snb.ch/en/publications/communication/annual-report/annrep_2023_komplett</a>                                                                                                                                                 |
| Thailand        | <a href="https://www.bot.or.th/English/ResearchAndPublications/Report/DocLib_AnnualEconReport/AnnualReport2020_En.pdf">https://www.bot.or.th/English/ResearchAndPublications/Report/DocLib_AnnualEconReport/AnnualReport2020_En.pdf</a>                                                                                               |
| Taiwan          | -                                                                                                                                                                                                                                                                                                                                     |
| Türkiye         | Private communication with the Central Bank of the Republic of Türkiye on 14/02/2022                                                                                                                                                                                                                                                  |

The following charts show the Table 1 data for each of the 2 indicators.

Chart 1

**Number of counterfeit banknotes detected per million banknotes in circulation (ppm)**

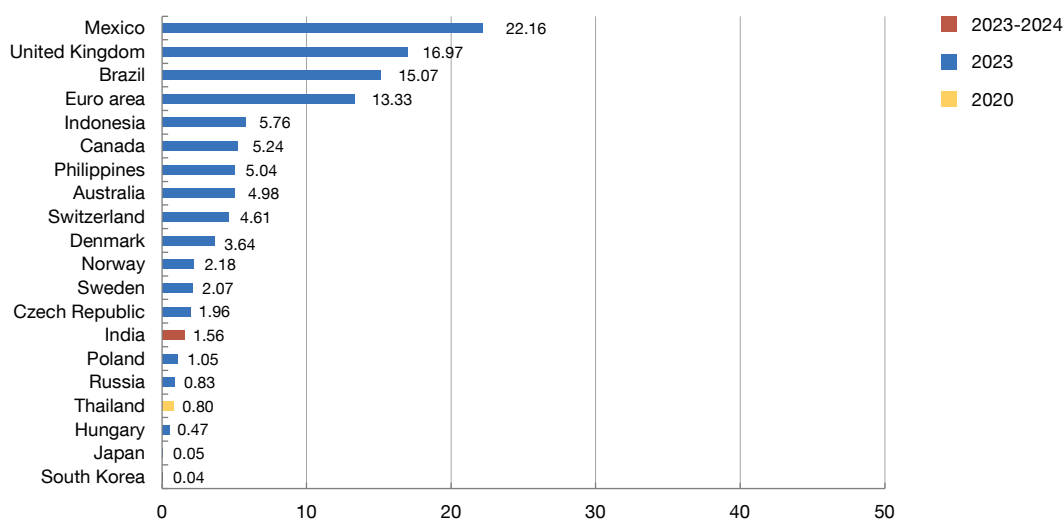


**SOURCE:** Data published and own calculations.

**NOTE:** No data for Chile, China, Hong Kong, Israel, Singapore, Taiwan, Türkiye and United States.

Chart 2

**Number of counterfeit banknotes detected per 10,000 inhabitants**



**SOURCE:** Data published and own calculations.

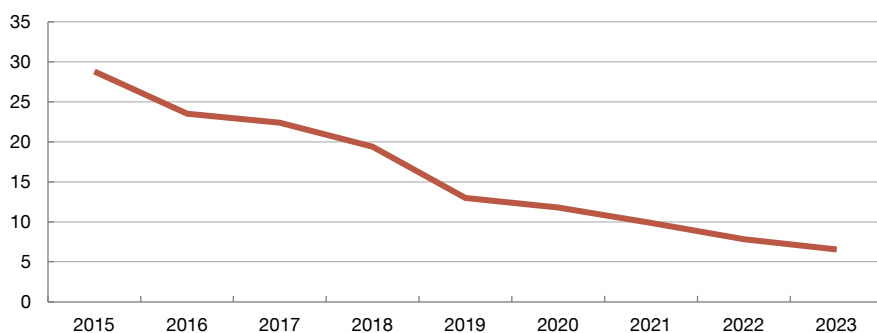
**NOTE:** No data: Chile, China, Hong Kong, Israel, New Zealand, Singapore, South Africa, Taiwan, Türkiye and United States.

## 2 Trends

### Australia (AUD)

Chart 3

Number of counterfeit banknotes detected in circulation since 2015 (ppm)

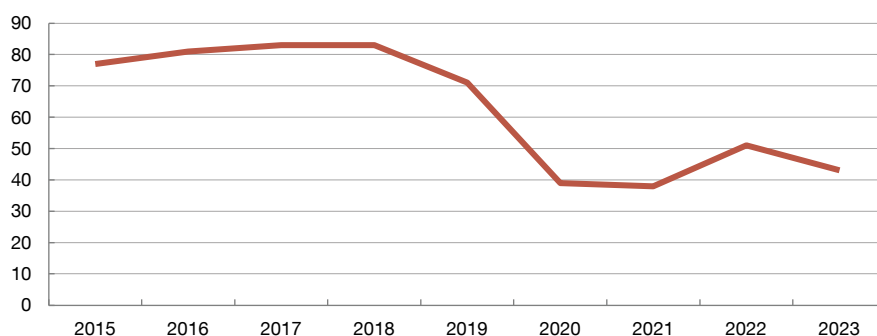


**SOURCES:** Reserve Bank of Australia, last consulted on 26.11.2024 (<https://www.rba.gov.au/statistics/tables/>) and own calculations.

### Brazil (BRL)

Chart 4

Number of counterfeit banknotes detected in circulation since 2015 (ppm)

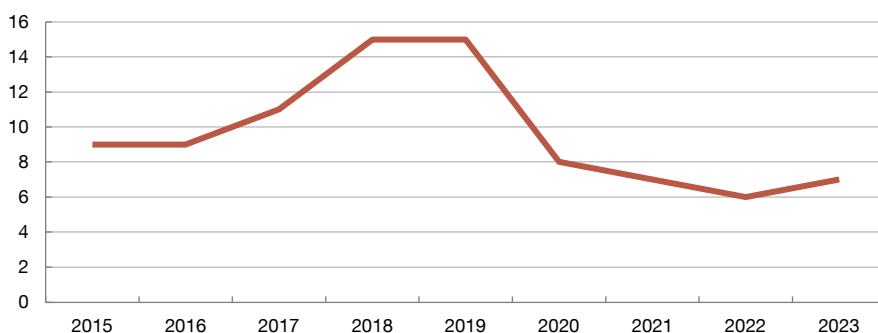


**SOURCES:** Own calculations and Banco Central do Brasil, last consulted on 26.11.2024:  
<https://www3.bcb.gov.br/mec-circulante/?wicket:interface=:0:::>  
<https://www.bcb.gov.br/estatisticas/mecirestfalsas>

## Canada (CAD)

Chart 5

Number of counterfeit banknotes detected in circulation since 2015 (ppm)



SOURCE: Bank of Canada, last consulted on 26.11.2024:

<https://www.bankofcanada.ca/wp-content/uploads/2024/05/annual-report-2023.pdf>

<https://www.bankofcanada.ca/wp-content/uploads/2023/04/Annual-Report-2022-Bank-of-Canada.pdf>

<https://www.bankofcanada.ca/wp-content/uploads/2022/02/annual-report-2021.pdf>

<https://www.bankofcanada.ca/wp-content/uploads/2021/04/Annual-Report-2020-Bank-of-Canada.pdf>

<https://www.bankofcanada.ca/wp-content/uploads/2020/03/AR-2019-EN.pdf>

<https://www.bankofcanada.ca/wp-content/uploads/2019/03/annualreport2018.pdf>

<https://www.bankofcanada.ca/wp-content/uploads/2018/03/annualreport2017.pdf>

<https://www.bankofcanada.ca/wp-content/uploads/2017/03/annualreport2016.pdf>

<https://www.bankofcanada.ca/wp-content/uploads/2016/03/annualreport2015.pdf>

## Chile (CLP)

No information was found (on 02/10/2020, the Banco Central de Chile confirmed that it does not publish this information).

## China (CNY)

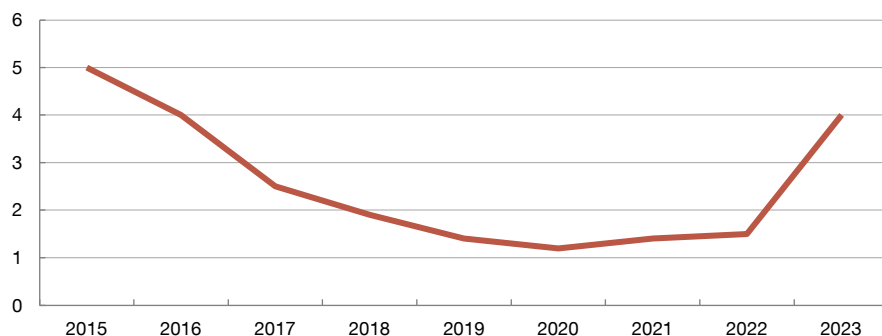
No information was found.



## South Korea (KRW)

Chart 6

Number of counterfeit banknotes detected in circulation since 2015 (ppm)



SOURCES: Own calculations and Bank of Korea, last consulted on 26.11.2024:

<https://www.bok.or.kr/eng/bbs/E0000740/view.do?nttlId=10085650&searchCnd=1&searchKwd=&depth2=400065&depth3=400221&depth=400221&pageUnit=10&pageIndex=1&programType=newsDataEng&menuNo=400221&oldMenuNo=400221>

<https://www.bok.or.kr/eng/bbs/E0000740/view.do?nttlId=10078310&searchCnd=1&searchKwd=&depth2=400065&depth3=400221&depth=400221&pageUnit=10&pageIndex=1&programType=newsDataEng&menuNo=400221&oldMenuNo=400221>

<https://www.bok.or.kr/eng/bbs/E0000740/view.do?nttlId=10071574&searchCnd=1&searchKwd=&depth2=400065&depth3=400221&depth=400221&pageUnit=10&pageIndex=1&programType=newsDataEng&menuNo=400221&oldMenuNo=400221>

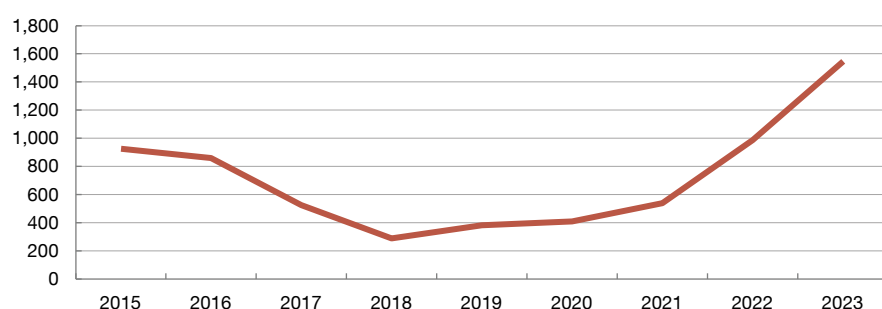
<https://www.bok.or.kr/eng/singl/newsDataEng/list.do?>

[pageIndex=&targetDepth=3&menuNo=400221&syncMenuChekKey=1&searchCnd=1&searchKwd=&depth2=400065&depth3=400221&date=&sdate=&edate=&sort=1&pageUnit=10](https://www.bok.or.kr/eng/singl/newsDataEng/list.do?targetDepth=3&menuNo=400221&syncMenuChekKey=1&searchCnd=1&searchKwd=&depth2=400065&depth3=400221&date=&sdate=&edate=&sort=1&pageUnit=10)

## Denmark (DKK)

Chart 7

Number of counterfeit banknotes detected in circulation since 2015 (units)



SOURCE: National Bank of Denmark, last consulted on 26.11.2024:

<https://www.nationalbanken.dk/media/rvdh0co5/annual-report-2023.pdf>

<https://www.nationalbanken.dk/media/hthn1gpk/annual-report-2022.pdf>

<https://www.nationalbanken.dk/en/publications/Documents/2022/03/2022-03-16%20Annual%20report%202021.pdf>

<https://www.nationalbanken.dk/en/news-and-knowledge/publications-and-speeches/archive-publications/2021/annual-report-2020>

<https://www.nationalbanken.dk/en/publications/Documents/2020/03/Annual%20Report%202019.pdf>

[https://www.nationalbanken.dk/en/publications/Documents/2019/03/Danmarks\\_Nationalbank\\_Annual\\_Report\\_2018.pdf](https://www.nationalbanken.dk/en/publications/Documents/2019/03/Danmarks_Nationalbank_Annual_Report_2018.pdf)

<https://www.nationalbanken.dk/en/publications/Documents/2018/03/DN%20Annual%20Report2017.pdf>

<https://www.nationalbanken.dk/en/publications/Documents/2017/03/DN%20Annual%20Report2016.pdf>

<https://www.nationalbanken.dk/en/news-and-knowledge/publications-and-speeches/archive-publications/2016/report-and-accounts-2015>

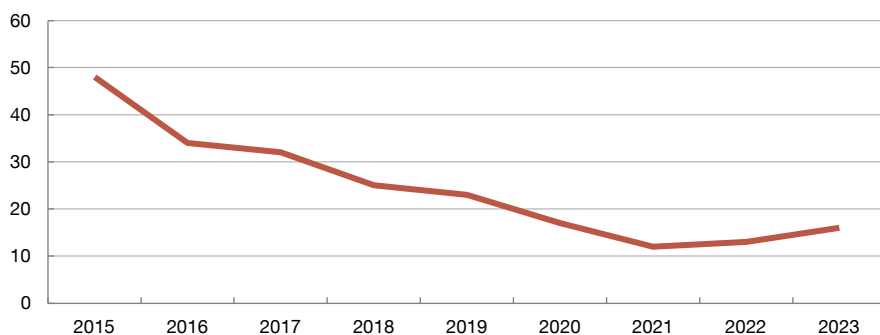
## United States (USD)

No information was found (on 20/01/2022, the Federal Reserve Board confirmed that neither it nor the US Secret Service publish this information).

## Euro area (EUR)

Chart 8

**Number of counterfeit banknotes detected in circulation since 2015 (ppm)**



**SOURCE:** European Central Bank, last consulted on 26.11.2024:  
<https://www.ecb.europa.eu/press/pr/date/2024/html/ecb.pr240129~fb28ab2918.en.html>

## The Philippines (PHP)

Information is not published annually.

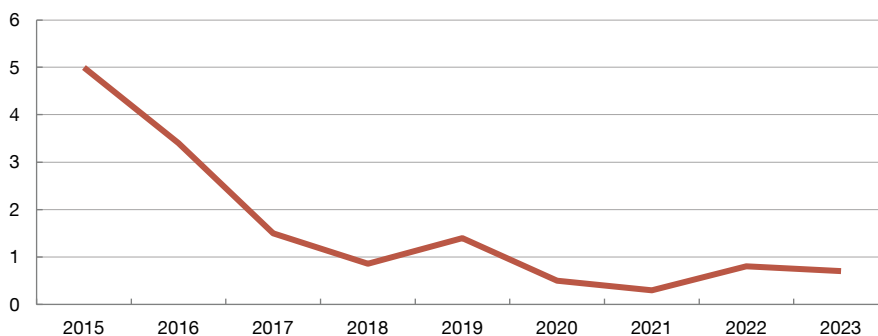
## Hong Kong (HKD)

No information was found.

## Hungary (HUF)

Chart 9

Number of counterfeit banknotes detected in circulation since 2015 (ppm)



**SOURCE:** Magyar Nemzeti Bank (central bank of Hungary), consulted on 26.11.2024:

<https://www.mnb.hu/letoltes/mnb-annual-report-2023-final.pdf>

<https://www.mnb.hu/letoltes/mnb-annual-report-2022-final.pdf>

<https://www.mnb.hu/letoltes/mnb-annual-report-2021-digitalis-vegleges.pdf>

<https://www.mnb.hu/letoltes/eves-jelentes-2020-eng-0625.pdf>

<https://www.mnb.hu/letoltes/mnb-annual-report-2019-final.pdf>

<https://www.mnb.hu/letoltes/mnb-annual-report-2018.pdf>

<https://www.mnb.hu/letoltes/mnb-annual-report-2017-digitalis.pdf>

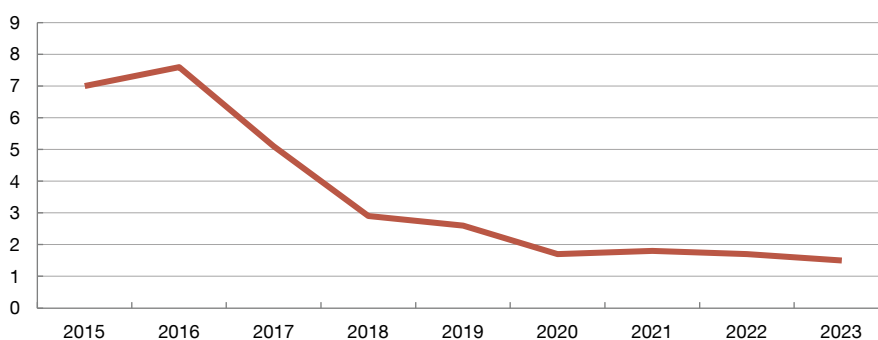
<https://www.mnb.hu/letoltes/mnb-annual-report-2016.pdf>

<https://www.mnb.hu/letoltes/mnb-annual-report-2015.pdf>

## India (INR)

Chart 10

Number of counterfeit banknotes detected in circulation since 2015 (ppm)



**SOURCES:** Own calculations and Reserve Bank of India, last consulted on 26.11.2024:

<https://www.rbi.org.in/scripts/AnnualReportPublications.aspx?Id=1408#>

[https://rbidocs.rbi.org.in/rdocs/AnnualReport/PDFs/0RBIAR202021\\_F49F9833694E84C16AAD01BE48F53F6A2.PDF](https://rbidocs.rbi.org.in/rdocs/AnnualReport/PDFs/0RBIAR202021_F49F9833694E84C16AAD01BE48F53F6A2.PDF)

<https://rbidocs.rbi.org.in/rdocs/AnnualReport/PDFs/6VIIIICURRENCYMANAGEMENT3DFA6AC63CBE4C4EB66E634B9E6279BF.PDF>

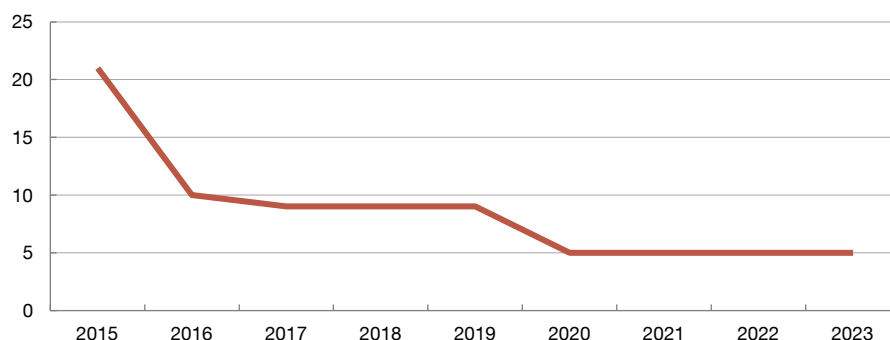
<https://www.rbi.org.in/Scripts/AnnualReportPublications.aspx?Id=1235>

**NOTE:** The data do not include banknotes detected by the police. Years from 1 April to 31 March.

## Indonesia (IDR)

Chart 11

### Number of counterfeit banknotes detected in circulation since 2015 (ppm)



**SOURCE:** Bank Indonesia (central bank of Indonesia), last consulted on 26.11.2024:

[https://www.bi.go.id/id/statistik/ekonomi-keuangan/spip/Documents/TABEL\\_3e.pdf](https://www.bi.go.id/id/statistik/ekonomi-keuangan/spip/Documents/TABEL_3e.pdf)

<https://www.bi.go.id/en/search.aspx#k=counterfeit>

**NOTE:** An e-mail was sent to Bank Indonesia requesting counterfeiting data (26.11.2024). They replied on 2.12.2024 indicating where to find such data.

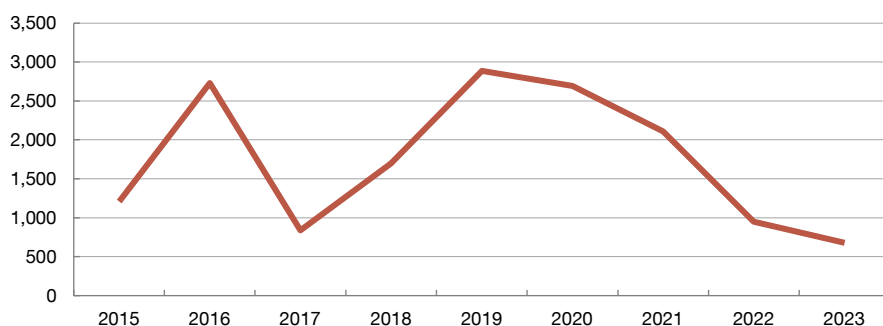
## Israel (ILS)

No information was found.

## Japan (JPY)

Chart 12

### Number of counterfeit banknotes detected in circulation since 2015 (units)



**SOURCE:** National Police Agency, consulted on 26.11.2024:

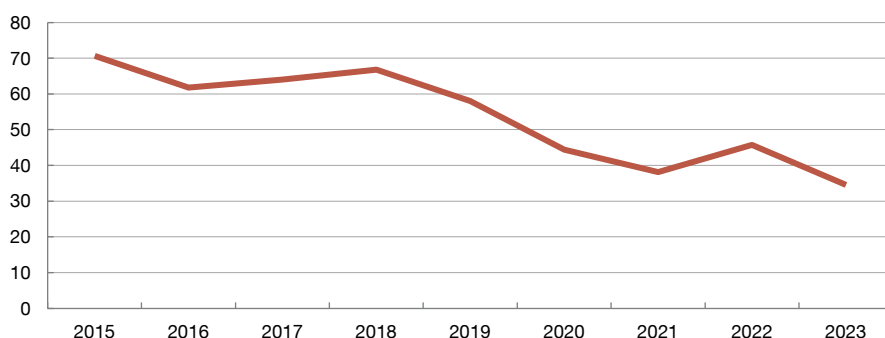
<https://www.npa.go.jp/bureau/criminal/souni/gizou/gizou.pdf>

**NOTE:** Data reported by the National Police Agency. On 5.10.2020, the Bank of Japan confirmed that it does not publish counterfeiting data.

## Mexico (MXN)

Chart 13

Number of counterfeit banknotes detected in circulation since 2015 (ppm)



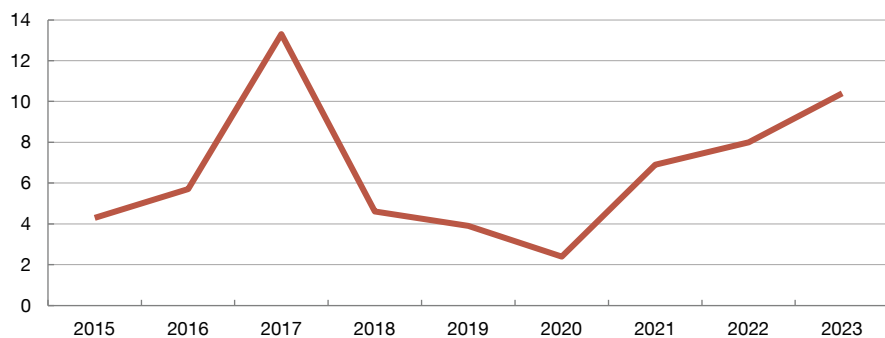
SOURCE: Banco de México, last consulted on 26.11.2024:

<https://www.banxico.org.mx/SielInternet/consultarDirectorioInternetAction.do?sector=11&accion=consultarCuadroAnalitico&idCuadro=CA617&locale=es>

## Norway (NOK)

Chart 14

Number of counterfeit banknotes detected in circulation since 2015 (ppm)



SOURCE: Own calculations and Norges Bank (central bank of Norway), last consulted on 26.11.2024:

[https://www.norges-bank.no/globalassets/upload/statistikk/sedler\\_mynter/arsrapport-setlar-og-myntar-2023.pdf?v=03052024131508](https://www.norges-bank.no/globalassets/upload/statistikk/sedler_mynter/arsrapport-setlar-og-myntar-2023.pdf?v=03052024131508)

[https://www.norges-bank.no/globalassets/upload/statistikk/sedler\\_mynter/setlar\\_og\\_myntar\\_arsrapport\\_20222.pdf?v=21042023104344](https://www.norges-bank.no/globalassets/upload/statistikk/sedler_mynter/setlar_og_myntar_arsrapport_20222.pdf?v=21042023104344)

[https://www.norges-bank.no/globalassets/upload/statistikk/sedler\\_mynter/setlar-og-myntar-arsrapport-2021.pdf?v=04/20/2022135531&ft=.pdf](https://www.norges-bank.no/globalassets/upload/statistikk/sedler_mynter/setlar-og-myntar-arsrapport-2021.pdf?v=04/20/2022135531&ft=.pdf)

[https://www.norges-bank.no/globalassets/upload/statistikk/sedler\\_mynter/arsrapport-sedler-og-mynter-2020.pdf?v=04/08/2021150232&ft=.pdf](https://www.norges-bank.no/globalassets/upload/statistikk/sedler_mynter/arsrapport-sedler-og-mynter-2020.pdf?v=04/08/2021150232&ft=.pdf)

[https://static.norges-bank.no/globalassets/upload/statistikk/sedler\\_mynter/arsrapport\\_sedlerogmynt\\_2019.pdf?v=06/23/2020182142&ft=.pdf](https://static.norges-bank.no/globalassets/upload/statistikk/sedler_mynter/arsrapport_sedlerogmynt_2019.pdf?v=06/23/2020182142&ft=.pdf)

[https://www.norges-bank.no/globalassets/upload/statistikk/sedler\\_mynter/sedler\\_og\\_mynt\\_rapport\\_2018.pdf?v=04/10/2019092406&ft=.pdf](https://www.norges-bank.no/globalassets/upload/statistikk/sedler_mynter/sedler_og_mynt_rapport_2018.pdf?v=04/10/2019092406&ft=.pdf)

[https://www.norges-bank.no/globalassets/upload/statistikk/sedler\\_mynter/sedler\\_og\\_mynt\\_rapport\\_2017.pdf?v=05/03/2018091610&ft=.pdf](https://www.norges-bank.no/globalassets/upload/statistikk/sedler_mynter/sedler_og_mynt_rapport_2017.pdf?v=05/03/2018091610&ft=.pdf)

[https://www.norges-bank.no/globalassets/upload/statistikk/sedler\\_mynter/sedler\\_og\\_mynt\\_rapport\\_2016.pdf?v=05/12/2017080448&ft=.pdf&v=05/12/2017080448&ft=.pdf](https://www.norges-bank.no/globalassets/upload/statistikk/sedler_mynter/sedler_og_mynt_rapport_2016.pdf?v=05/12/2017080448&ft=.pdf&v=05/12/2017080448&ft=.pdf)

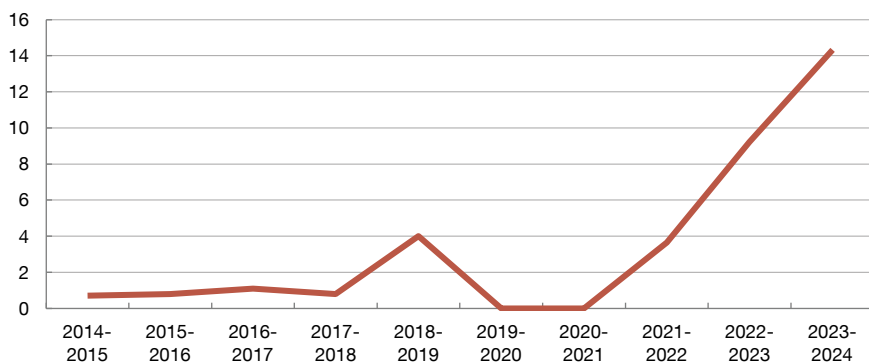
[https://www.norges-bank.no/globalassets/upload/statistikk/sedler\\_mynter/sedler\\_og-mynt\\_rapport\\_2015.pdf?v=03/09/2017122529&ft=.pdf](https://www.norges-bank.no/globalassets/upload/statistikk/sedler_mynter/sedler_og-mynt_rapport_2015.pdf?v=03/09/2017122529&ft=.pdf)

NOTE: The data for 2015 and 2016 include banknotes detected prior to circulation.

## New Zealand (NZD)

Chart 15

### Number of counterfeit banknotes detected in circulation since 2015 (ppm)



**SOURCE:** Reserve Bank of New Zealand, last consulted on 26.11.2024:

<https://www.rbnz.govt.nz/-/media/project/sites/rbnz/files/publications/annual-reports/annual-report-2024.pdf>

<https://www.rbnz.govt.nz/-/media/project/sites/rbnz/files/publications/annual-reports/annual-report-2023.pdf>

<https://www.rbnz.govt.nz/-/media/project/sites/rbnz/files/publications/annual-reports/annual-report-2022.pdf>

<https://www.rbnz.govt.nz/-/media/project/sites/rbnz/files/publications/annual-reports/annual-report-2021.pdf>

<https://www.rbnz.govt.nz/-/media/project/sites/rbnz/files/publications/annual-reports/annual-report-2020.pdf>

<https://www.rbnz.govt.nz/-/media/project/sites/rbnz/files/publications/annual-reports/annual-report-2019.pdf>

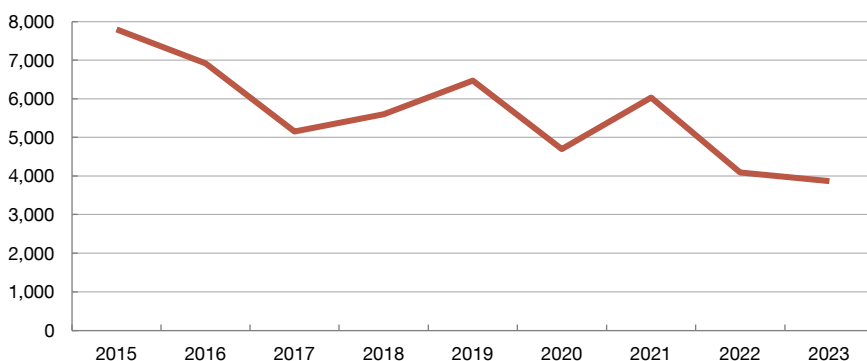
<https://www.rbnz.govt.nz/-/media/project/sites/rbnz/files/publications/annual-reports/annual-report-2018.pdf>

**NOTE:** Years from 1 July to 30 June. No data from 2018-2019 to 2020-2021 have been found. Sources from 2018-2019 and prior years are no longer available.

## Poland (PLN)

Chart 16

### Number of counterfeit banknotes detected in circulation since 2015 (units)



**SOURCE:** National Bank of Poland, last consulted on 26.11.2024:

[https://nbp.pl/wp-content/uploads/2024/11/Raport\\_Roczny\\_2023.pdf](https://nbp.pl/wp-content/uploads/2024/11/Raport_Roczny_2023.pdf)

[https://nbp.pl/wp-content/uploads/2023/10/Raport-roczny-2022-EN-\\_16\\_10.pdf](https://nbp.pl/wp-content/uploads/2023/10/Raport-roczny-2022-EN-_16_10.pdf)

[https://nbp.pl/wp-content/uploads/2023/01/rocznik2021\\_en.pdf](https://nbp.pl/wp-content/uploads/2023/01/rocznik2021_en.pdf)

[https://nbp.pl/wp-content/uploads/2023/01/rocznik2020\\_en.pdf](https://nbp.pl/wp-content/uploads/2023/01/rocznik2020_en.pdf)

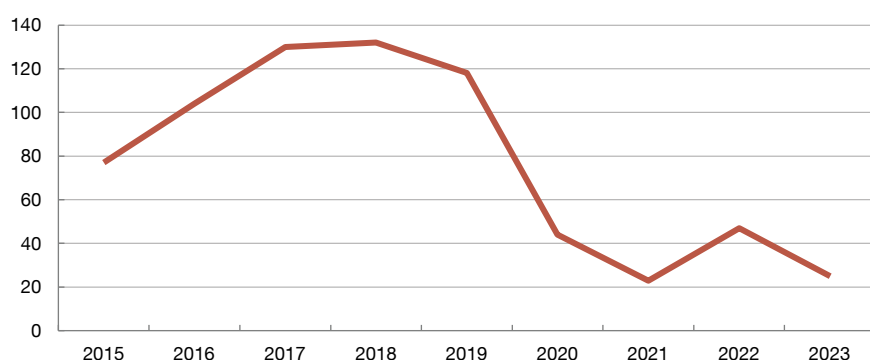
[https://nbp.pl/wp-content/uploads/2023/01/rocznik2019\\_en.pdf](https://nbp.pl/wp-content/uploads/2023/01/rocznik2019_en.pdf)

[https://nbp.pl/wp-content/uploads/2023/01/rocznik2018\\_en.pdf](https://nbp.pl/wp-content/uploads/2023/01/rocznik2018_en.pdf)

## United Kingdom (GBP)

Chart 17

Number of counterfeit banknotes detected in circulation since 2015 (ppm)

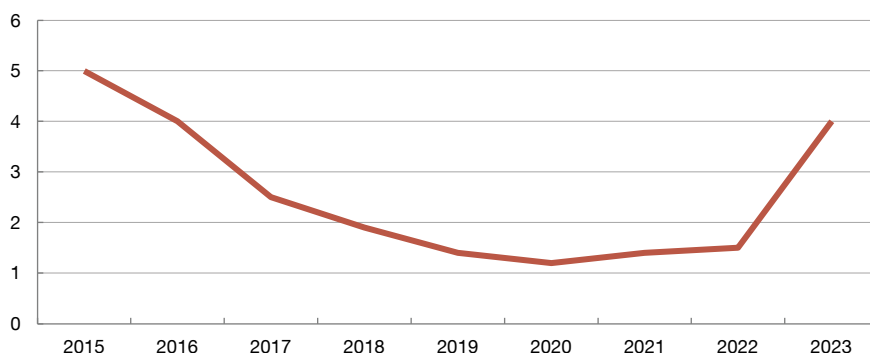


**SOURCES:** Own calculations and Bank of England, last consulted on 26.11.2024:  
<https://www.bankofengland.co.uk/statistics/banknote>

## Czech Republic (CZK)

Chart 18

Number of counterfeit banknotes detected in circulation since 2015 (ppm)

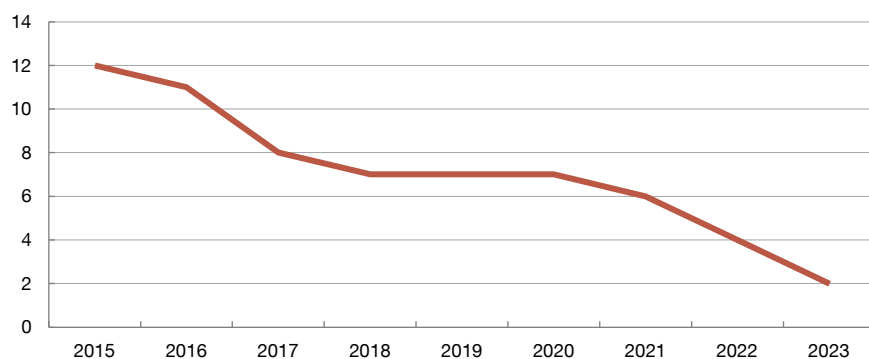


**SOURCES:** Own calculations and Czech National Bank, consulted on 26.11.2024:  
<https://www.cnb.cz/en/banknotes-and-coins/currency-circulation/structure-of-currency/>  
<https://www.cnb.cz/en/cnb-news/press-releases/CNB-Be-vigilant-for-counterfeit-money/>  
<https://www.cnb.cz/en/cnb-news/press-releases/Number-of-counterfeit-banknotes-fell-markedly-counterfeiters-most-often-produce-the-thousand-koruna-note/>  
<https://www.cnb.cz/en/banknotes-and-coins/currency-circulation/structure-of-currency/>  
<https://www.cnb.cz/en/cnb-news/press-releases/Number-of-counterfeit-notes-increases-but-Czech-currency-is-still-difficult-to-counterfeit/>  
<https://www.cnb.cz/en/cnb-news/press-releases/Number-of-counterfeit-notes-and-coins-falls-again/>  
[https://www.cnb.cz/export/sites/cnb/en/about\\_cnb/.galleries/performance/annual\\_reports/download/vz\\_2020\\_en.pdf](https://www.cnb.cz/export/sites/cnb/en/about_cnb/.galleries/performance/annual_reports/download/vz_2020_en.pdf)  
<https://www.cnb.cz/en/cnb-news/press-releases/Number-of-counterfeit-banknotes-remains-low/>  
[https://www.cnb.cz/export/sites/cnb/en/about\\_cnb/.galleries/performance/annual\\_reports/download/vz\\_2019\\_en.pdf](https://www.cnb.cz/export/sites/cnb/en/about_cnb/.galleries/performance/annual_reports/download/vz_2019_en.pdf)  
<https://www.cnb.cz/en/cnb-news/press-releases/Number-of-counterfeit-banknotes-dropped-again-last-year/>  
[https://www.cnb.cz/export/sites/cnb/en/about\\_cnb/.galleries/performance/annual\\_reports/download/vz\\_2018\\_en.pdf](https://www.cnb.cz/export/sites/cnb/en/about_cnb/.galleries/performance/annual_reports/download/vz_2018_en.pdf)  
<https://www.cnb.cz/en/cnb-news/press-releases/Number-of-counterfeit-banknotes-dropped-again-last-year-00001/>  
[https://www.cnb.cz/export/sites/cnb/en/about\\_cnb/.galleries/performance/annual\\_reports/download/vz\\_2017\\_en.pdf](https://www.cnb.cz/export/sites/cnb/en/about_cnb/.galleries/performance/annual_reports/download/vz_2017_en.pdf)  
<https://www.cnb.cz/en/cnb-news/press-releases/The-number-of-counterfeit-banknotes-fell-last-year-00001/>  
[https://www.cnb.cz/export/sites/cnb/en/about\\_cnb/.galleries/performance/annual\\_reports/download/vz\\_2016\\_en.pdf](https://www.cnb.cz/export/sites/cnb/en/about_cnb/.galleries/performance/annual_reports/download/vz_2016_en.pdf)  
<https://www.cnb.cz/en/cnb-news/press-releases/CZK-1000-and-CZK-500-notes-are-the-most-counterfeited-denominations/>  
[https://www.cnb.cz/export/sites/cnb/en/about\\_cnb/.galleries/performance/annual\\_reports/download/vz\\_2015\\_en.pdf](https://www.cnb.cz/export/sites/cnb/en/about_cnb/.galleries/performance/annual_reports/download/vz_2015_en.pdf)

## Russia (RUB)

Chart 19

Number of counterfeit banknotes detected in circulation since 2015 (ppm)



**SOURCE:** Central Bank of Russia, last consulted on 26.11.2024:  
[https://cbr.ru/collection/collection/file/49164/ar\\_2023\\_e.pdf](https://cbr.ru/collection/collection/file/49164/ar_2023_e.pdf)  
[https://www.cbr.ru/Collection/Collection/File/46299/ar\\_2022\\_e.pdf](https://www.cbr.ru/Collection/Collection/File/46299/ar_2022_e.pdf)  
[http://www.cbr.ru/statistics/cash\\_circulation/den\\_zn/2021/](http://www.cbr.ru/statistics/cash_circulation/den_zn/2021/)

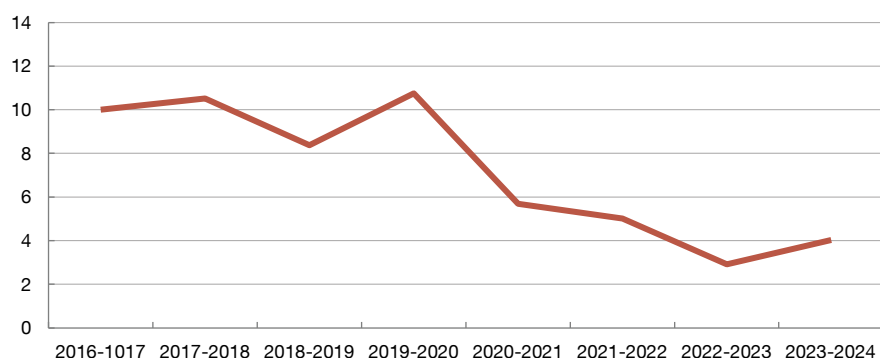
## Singapore (SGD)

No information was found (on 09/02/2022, the Monetary Authority of Singapore confirmed that it does not publish this information).

## South Africa (ZAR)

Chart 20

Number of counterfeit banknotes detected in circulation since 2016 (ppm)



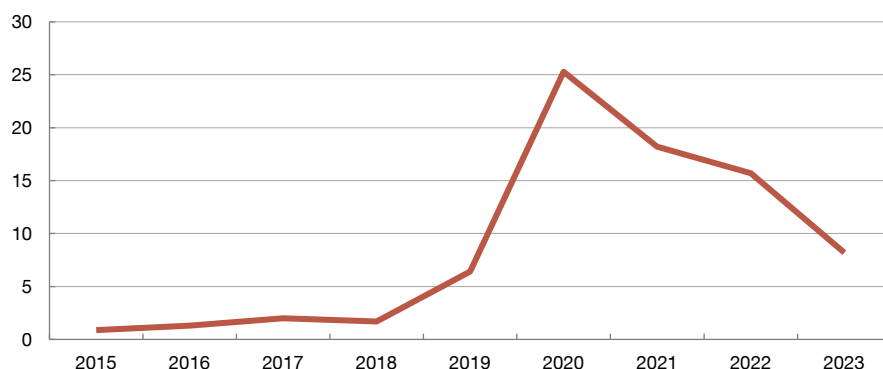
**SOURCE:** South African Reserve Bank, consulted on 26.11.2024:  
<https://www.resbank.co.za/content/dam/sarb/publications/reports/annual-reports/2024/SARB%20Annual%20Report%20202324.pdf>  
<https://www.resbank.co.za/content/dam/sarb/publications/reports/annual-reports/2023/SARB%20Annual%20Report%202022-23.pdf>  
<https://www.resbank.co.za/content/dam/sarb/publications/reports/annual-reports/2022/Annual-Report-2021-22.pdf>  
[https://www.resbank.co.za/content/dam/sarb/publications/reports/annual-reports/2021/South\\_African\\_Reserve-Bank\\_Annual\\_Report\\_2020\\_21.pdf](https://www.resbank.co.za/content/dam/sarb/publications/reports/annual-reports/2021/South_African_Reserve-Bank_Annual_Report_2020_21.pdf)  
<https://resbank.onlinereport.co.za/2019/documents/Annual-report-2018-19.pdf>  
**NOTE:** Years from 1 April to 31 March.



## Sweden (SEK)

Chart 21

### Number of counterfeit banknotes detected in circulation since 2015 (ppm)



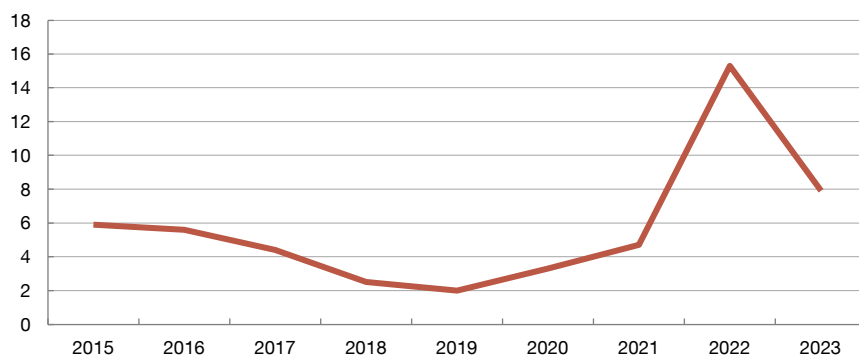
**SOURCES:** Own calculations and Sveriges Riskbank (Sweden's central bank), consulted on 26.11.2024:  
<https://www.riksbank.se/en-gb/statistics/statistics-on-payments-banknotes-and-coins/notes-and-coins/>

**NOTE:** Since there are no data available for 2023 on the number of banknotes in circulation, the number for 2022 has been used.

## Switzerland (CHF)

Chart 22

### Number of counterfeit banknotes detected in circulation since 2015 (ppm)



**SOURCES:** Own calculations and Swiss National Bank, consulted on 26.11.2024:

[https://www.snb.ch/en/publications/communication/annual-report/annrep\\_2023\\_komplett](https://www.snb.ch/en/publications/communication/annual-report/annrep_2023_komplett), [https://www.snb.ch/en/publications/communication/annualreport/annrep\\_2022\\_komplett](https://www.snb.ch/en/publications/communication/annualreport/annrep_2022_komplett)

[https://www.snb.ch/en/mmr/reference/annrep\\_2021\\_komplett/source/annrep\\_2021\\_komplett.en.pdf](https://www.snb.ch/en/mmr/reference/annrep_2021_komplett/source/annrep_2021_komplett.en.pdf)

[https://www.snb.ch/en/mmr/reference/annrep\\_2020\\_komplett/source/annrep\\_2020\\_komplett.en.pdf](https://www.snb.ch/en/mmr/reference/annrep_2020_komplett/source/annrep_2020_komplett.en.pdf)

[https://www.snb.ch/en/mmr/reference/annrep\\_2019\\_komplett/source/annrep\\_2019\\_komplett.en.pdf](https://www.snb.ch/en/mmr/reference/annrep_2019_komplett/source/annrep_2019_komplett.en.pdf)

[https://www.snb.ch/en/mmr/reference/annrep\\_2018\\_komplett/source/annrep\\_2018\\_komplett.en.pdf](https://www.snb.ch/en/mmr/reference/annrep_2018_komplett/source/annrep_2018_komplett.en.pdf)

[https://www.snb.ch/en/mmr/reference/annrep\\_2017\\_komplett/source/annrep\\_2017\\_komplett.en.pdf](https://www.snb.ch/en/mmr/reference/annrep_2017_komplett/source/annrep_2017_komplett.en.pdf)

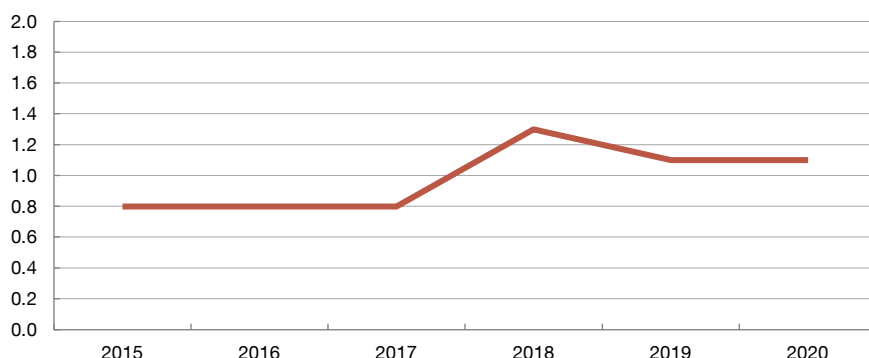
[https://www.snb.ch/en/mmr/reference/annrep\\_2016\\_komplett/source/annrep\\_2016\\_komplett.en.pdf](https://www.snb.ch/en/mmr/reference/annrep_2016_komplett/source/annrep_2016_komplett.en.pdf)

[https://www.snb.ch/en/mmr/reference/annrep\\_2015\\_komplett/source/annrep\\_2015\\_komplett.en.pdf](https://www.snb.ch/en/mmr/reference/annrep_2015_komplett/source/annrep_2015_komplett.en.pdf)

## Thailand (THB)

Chart 23

Number of counterfeit banknotes detected in circulation since 2015 (ppm)



SOURCE: Bank of Thailand, consulted on 26.11.2024:

[https://www.bot.or.th/content/dam/bot/documents/en/research-and-publications/reports/annual-report/AnnualReport2020\\_En.pdf](https://www.bot.or.th/content/dam/bot/documents/en/research-and-publications/reports/annual-report/AnnualReport2020_En.pdf)

[https://www.bot.or.th/content/dam/bot/documents/en/research-and-publications/reports/annual-report/AnnualReport\\_2019ENG.pdf](https://www.bot.or.th/content/dam/bot/documents/en/research-and-publications/reports/annual-report/AnnualReport_2019ENG.pdf)

[https://www.bot.or.th/content/dam/bot/documents/en/research-and-publications/reports/annual-report/AnnualReport\\_2018ENG.pdf](https://www.bot.or.th/content/dam/bot/documents/en/research-and-publications/reports/annual-report/AnnualReport_2018ENG.pdf)

[https://www.bot.or.th/content/dam/bot/documents/en/research-and-publications/reports/annual-report/AnnualReport\\_2017ENG.pdf](https://www.bot.or.th/content/dam/bot/documents/en/research-and-publications/reports/annual-report/AnnualReport_2017ENG.pdf)

[https://www.bot.or.th/content/dam/bot/documents/en/research-and-publications/reports/annual-report/BOTAnnualReport\\_2016.pdf](https://www.bot.or.th/content/dam/bot/documents/en/research-and-publications/reports/annual-report/BOTAnnualReport_2016.pdf)

<https://www.bot.or.th/content/dam/bot/documents/en/research-and-publications/reports/annual-report/AnnualReport2015.pdf>

NOTE: There are no data for the Bank of Thailand from 2021 on. The prior years' sources mentioned are no longer available.

## Taiwan (TWD)

No information was found.

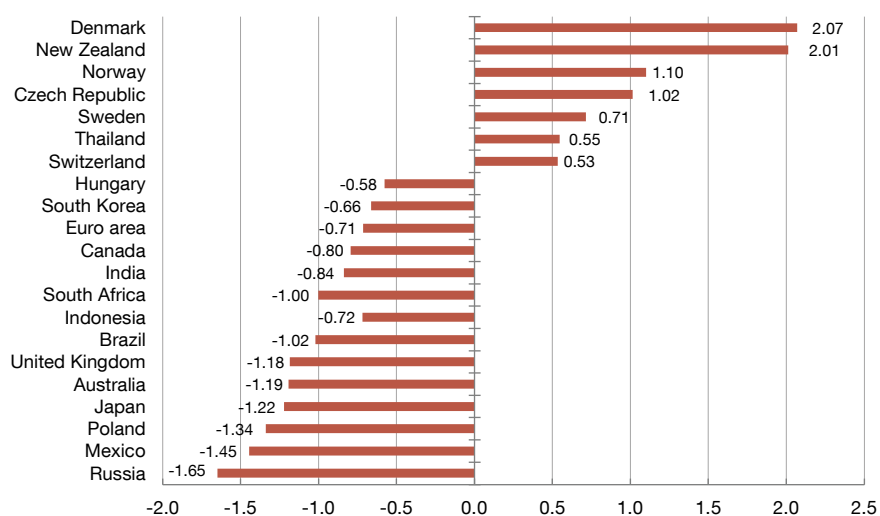
## Türkiye (TRY)

No information was found (on 14/02/2022, the Central Bank of the Republic of Türkiye confirmed that it does not publish this information).

Chart 24 shows how the ppm or number of counterfeit banknotes detected (depending on the data available for each country) have varied over the last year (for which data are available) with respect to the average of all years since 2015. The counterfeiting value for the last year in each country has been normalised. Thus, the countries with a score of more than 0 are above their average (in the last year) and vice versa. The chart allows for a comparison of the countries in relative terms by showing those in which banknote counterfeiting has risen or declined the most

Chart 24

### Variation in banknote counterfeiting over the last year with respect to the average of previous years



**SOURCE:** Own calculations.

**NOTE:** No data for Chile, China, Hong Kong, Israel, Philippines, Singapore, Taiwan, Türkiye and the United States.

## References

(Including the page number in the case of reports and the date of the last visit in the case of websites)

1. [https://www.bis.org/statistics/rpfx22\\_fx.pdf](https://www.bis.org/statistics/rpfx22_fx.pdf) (p.12).
2. <https://data.worldbank.org/indicator/SP.POP.TOTL> (21/11/2024).
3. <https://datos.bancomundial.org/region/zona-del-euro> (2024).

## ISO 4217 codes of the currencies mentioned in this report:

AUD: Australian dollar  
BRL: Brazilian real  
CAD: Canadian dollar  
CHF: Swiss franc  
CLP: Chilean peso  
CNY: Chinese yuan  
CZK: Czech koruna  
DKK: Danish krone  
EUR: Euro  
GBP: Pound sterling (United Kingdom)  
HKD: Hong Kong dollar  
HUF: Forint (Hungary)  
IDR: Indonesian rupiah  
ILS: New Israeli shekel  
INR: Indian rupee  
JPY: Yen (Japan)  
KRW: Won (South Korea)  
MXN: Mexican peso  
NOK: Norwegian krone  
NZD: New Zealand dollar  
PHP: Philippine peso  
PLN: Zloty (Poland)  
RUB: Russian ruble  
SEK: Swedish krona  
SGD: Singapore dollar  
THB: Baht (Thailand)  
TRY: Turkish lira  
TWD: Taiwanese dollar  
USD: US dollar  
ZAR: Rand (South Africa)