

Directorate General Economics, Statistics and Research

22.07.2019

ES/2019/02

Central Balance Sheet Data Office Microdata (MCB)

BELab User's Guide

Statistics Department

ÍNDICE

- 1 Introduction **1**
- 2 Source of the data **1**
- 3 Years available **2**
- 4 Updating of the data **2**
- 5 Information exit formats from MCB **2**
- Annex 1. Information blocks **4**
- Annex 2. List of variables by information block **5**
- Annex 3. Identification data **7**

1 Introduction

The Banco de España data laboratory (BELab) pilot project has a database of non-financial corporations or Central Balance Sheet Data Office (CBSO) microdata (MCB). Access can be had to these microdata through an application developed by the Banco de España to make access easier for researchers. The key characteristics are:

- a) Mass access to the CBI (Integrated CBSO Survey) database.
- b) Use and selection of variables by researchers themselves, without the CBSO having to intervene.
- c) Obtainment of over 100 variables per firm per year, uniformly formulated.
- d) Time series since 1995.
- e) Around 900,000 firms a year (for the latest years of the series), of which around 600,000 firms per year have passed CBSO quality standards. Researchers may select both blocks (quality yes/no) according to the type of study they are conducting.
- f) Exit data in Excel and Strata format.

2 Source of the data

The data offered in BELab are drawn from the CBI database, which in turn draws on the direct and voluntary collaboration of reporting firms (historically known as the CBA database, or CBSO Annual Survey) and on the obligatory filings of annual accounts in Mercantile Registries (the CBB database).

The application allows two different information blocks to be selected: 1) firms that **meet** CBSO quality standards, or 2) all firms, whether they **meet** CBSO quality standards **or not**. In turn, within these two blocks, only firms that have consistent staff may be selected. This option is recommended if studies on employment are to be conducted. Researchers whose project is selected in BELab may request details on the quality filters used by the CBSO.

EXPORTADOR DE MICRODATOS - Entorno PROD


Asistente para la generación de microdatos

Seleccione el origen de datos (Paso 1 de 6)

Fuente colaboración voluntaria (CBA) + Fuente Registros Mercantiles (CBB). **Cumplen** estándares de calidad CB

Solo personal coherente

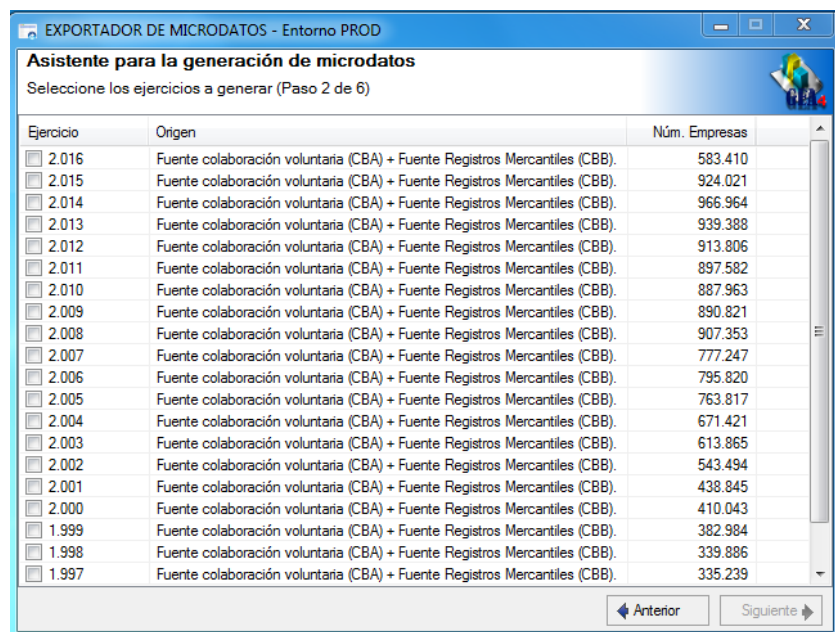
Fuente colaboración voluntaria (CBA) + Fuente Registros Mercantiles (CBB). **Cumplen o no** estándares de calidad CB

 Esta aplicación permite el acceso a datos de empresas individuales disponibles en la Central de Balances para su uso por los analistas del Banco de España en el desarrollo de los trabajos que tienen encomendados. La información tiene carácter confidencial y deberá ser utilizada para uso interno.

Anterior Siguiente

3 Years available

Annual data since 1995 are available. In the initial years the number of firms is smaller owing to the fact that those in the CDB database largely replied on paper and many of these questionnaires could not be processed owing to a lack of capacity.



Ejercicio	Origen	Núm. Empresas
<input type="checkbox"/> 2.016	Fuente colaboración voluntaria (CBA) + Fuente Registros Mercantiles (CBB).	583.410
<input type="checkbox"/> 2.015	Fuente colaboración voluntaria (CBA) + Fuente Registros Mercantiles (CBB).	924.021
<input type="checkbox"/> 2.014	Fuente colaboración voluntaria (CBA) + Fuente Registros Mercantiles (CBB).	966.964
<input type="checkbox"/> 2.013	Fuente colaboración voluntaria (CBA) + Fuente Registros Mercantiles (CBB).	939.388
<input type="checkbox"/> 2.012	Fuente colaboración voluntaria (CBA) + Fuente Registros Mercantiles (CBB).	913.806
<input type="checkbox"/> 2.011	Fuente colaboración voluntaria (CBA) + Fuente Registros Mercantiles (CBB).	897.582
<input type="checkbox"/> 2.010	Fuente colaboración voluntaria (CBA) + Fuente Registros Mercantiles (CBB).	887.963
<input type="checkbox"/> 2.009	Fuente colaboración voluntaria (CBA) + Fuente Registros Mercantiles (CBB).	890.821
<input type="checkbox"/> 2.008	Fuente colaboración voluntaria (CBA) + Fuente Registros Mercantiles (CBB).	907.353
<input type="checkbox"/> 2.007	Fuente colaboración voluntaria (CBA) + Fuente Registros Mercantiles (CBB).	777.247
<input type="checkbox"/> 2.006	Fuente colaboración voluntaria (CBA) + Fuente Registros Mercantiles (CBB).	795.820
<input type="checkbox"/> 2.005	Fuente colaboración voluntaria (CBA) + Fuente Registros Mercantiles (CBB).	763.817
<input type="checkbox"/> 2.004	Fuente colaboración voluntaria (CBA) + Fuente Registros Mercantiles (CBB).	671.421
<input type="checkbox"/> 2.003	Fuente colaboración voluntaria (CBA) + Fuente Registros Mercantiles (CBB).	613.865
<input type="checkbox"/> 2.002	Fuente colaboración voluntaria (CBA) + Fuente Registros Mercantiles (CBB).	543.494
<input type="checkbox"/> 2.001	Fuente colaboración voluntaria (CBA) + Fuente Registros Mercantiles (CBB).	438.845
<input type="checkbox"/> 2.000	Fuente colaboración voluntaria (CBA) + Fuente Registros Mercantiles (CBB).	410.043
<input type="checkbox"/> 1.999	Fuente colaboración voluntaria (CBA) + Fuente Registros Mercantiles (CBB).	382.984
<input type="checkbox"/> 1.998	Fuente colaboración voluntaria (CBA) + Fuente Registros Mercantiles (CBB).	339.886
<input type="checkbox"/> 1.997	Fuente colaboración voluntaria (CBA) + Fuente Registros Mercantiles (CBB).	335.239

4 Updating of the data

Information is updated following the schedule below:

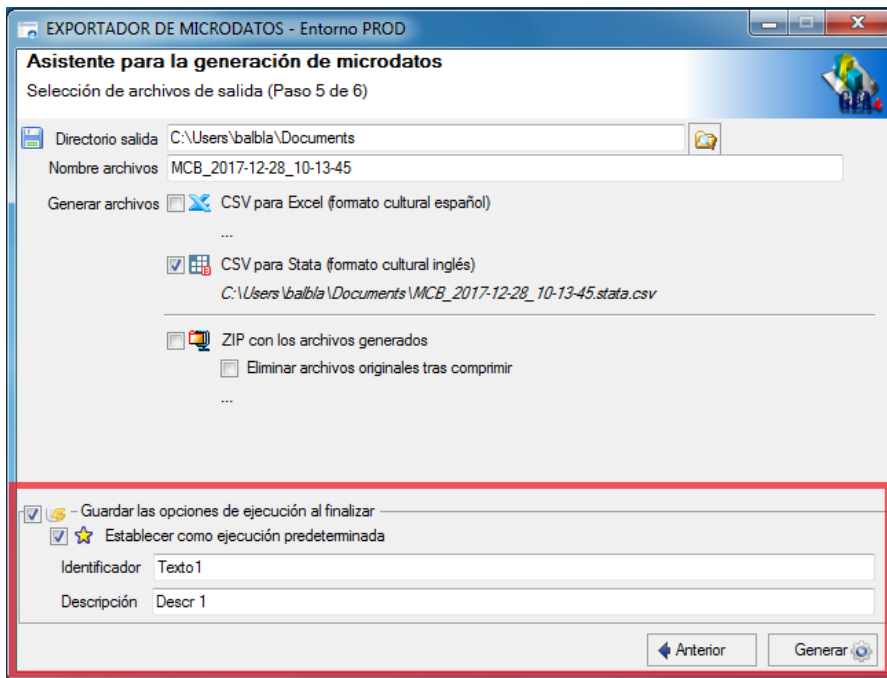
- In November of year N the year N-1 is uploaded for the first time and year N-2 is updated for the last time;
- in March of N+1 and June N+1, the year N-1 is updated.

5 Information exit formats from MCB

The information can be generated in Excel and/or in Stata. Compressed files can also be generated.

The data distinguish between when the variable takes the value zero from when that variable is missing (blank).

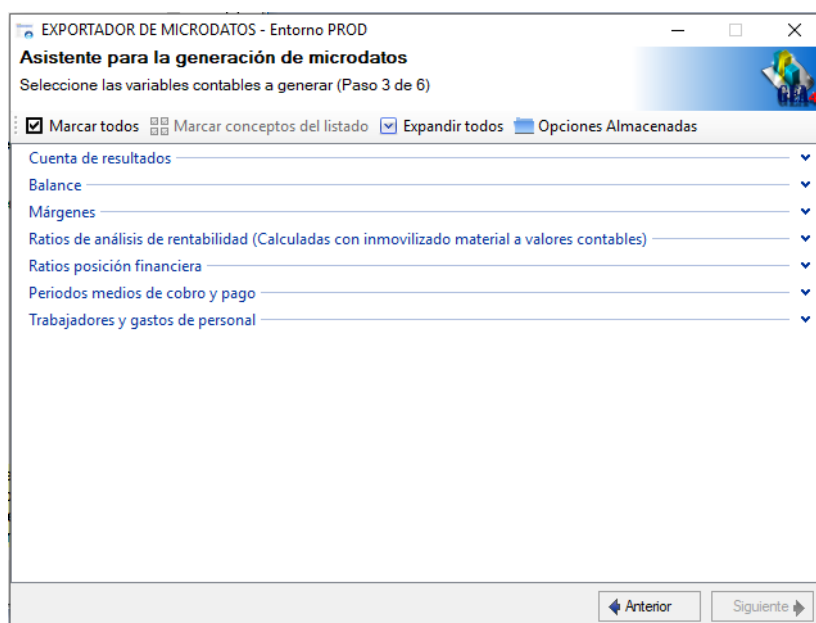
There is a possibility of saving the list of selected variables in a request and establishing that list as a predetermined one for use in future requests. This option is very useful when the same variables are used.



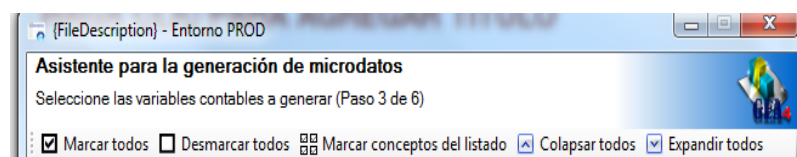
Annex 1. Information blocks

Listed below are the information blocks to which users may have access. Variables that are amounts are presented in thousands of euro. Annex 2 includes the variables that are in each block.

- ✓ Profit and loss account
- ✓ Balance sheet
- ✓ Margins
- ✓ Profitability analysis ratios (calculated with tangible assets at book values)
- ✓ Financial position ratios
- ✓ Average collection and payment periods
- ✓ Staff and personnel costs



The application has boxes where users can tick (“Mark all” box) or untick (“Unmark all” box) all the variables of all the blocks, or tick all the variables of a single previously selected block (“Mark list items” box). Also, all the blocks can be expanded to see all the variables or to collapse them.



Annex 2. List of variables by information block

Profit and loss account

1. VALUE OF OUTPUT (subsidies included)
 1. Net amount of turnover
 2. Variation in finished and in-progress goods stocks level
 3. Tasks performed by the company for assets
 4. Other operating income unclassified
 2. INPUTS (taxes included)
 1. Net purchases and work performed by other companies
 2. (-) Variation in goods and raw materials stocks level
 3. Other operating costs
 - S.1. GROSS VALUE ADDED AT FACTOR COST (1 - 2)
 3. PERSONNEL COSTS
 - S.2. GROSS OPERATING PROFIT (S.1 - 3)
 4. NET FINANCIAL REVENUE
 1. Financial revenue
 1. Dividends
 2. Other financial revenue
 3. Unclassified
 2. Financial costs
 5. NET DEPRECIATION, IMPAIRMENT AND OPERATING PROVISIONS
 - S.3. ORDINARY NET PROFIT (S.2 + 4 - 5)
 6. IMPAIRMENT AND GAINS (LOSSES) ON DISPOSALS
 1. Gains (losses) on disposals and non-recoverable losses
 1. In tangible and intangible fixed assets
 2. In financial instruments
 3. Unclassified
 2. Impairment losses (reversals)
 1. In tangible and intangible fixed assets
 2. In financial instruments
 3. Unclassified
 3. Unclassified
 7. CHANGES IN FAIR VALUE AND OTHER GAINS (LOSSES)
 8. CORPORATE INCOME TAXES
 - S.4. PROFIT (LOSS) FOR THE YEAR (S.3 + 6 + 7 - 8)
 1. Proposed distribution of profit
 2. Retained earnings
- Memorandum item: Output adjustment of distribution and real estate corporations

Balance sheet

- I. NON-CURRENT ASSETS
 1. Intangible assets
 2. Tangible fixed assets and investment property
 1. Tangible fixed assets
 2. Investment property
 3. Long-term financial investment
 1. In group companies and associates
 2. Other long-term financial investments
 3. Unclassified
 - II. CURRENT ASSETS
 1. Non-current assets held for sale
 2. Inventories
 3. Trade and other receivables
 1. Trade debtors
 2. Other accounts receivable
 4. Short-term financial investments
 1. In group companies and associates
 2. Other short-term financial investments
 3. Unclassified
 5. Cash and cash equivalents
 6. Prepayments
- ASSETS (I+II) = LIABILITIES (III a VI)
- III. EQUITY
 1. Own funds
 1. Net paid-up capital
 2. Reserves and share premium
 3. Other equity instruments
 2. Valuation adjustments
 3. Grants, donations and legacies received
 - IV. NON-CURRENT LIABILITIES
 1. Special debts
 2. Long-term external funds

1. Long-term funds from financial institutions
 2. Other long-term external funds
 1. Long-term securities other than shares
 2. Other long-term external resources
- V. CURRENT LIABILITIES
1. Liabilities linked to non-current assets held for sale
 2. Short-term interest-bearing external funds
 1. Short-term funds from financial institutions
 2. Other short-term interest-bearing external funds
 1. Short-term securities other than shares
 2. Other short-term interest-bearing external resources
 3. Other short-term interest-bearing external funds unclassified (short-form questionnaire)
 3. Short-term non-interest-bearing external funds
 1. Suppliers
 2. Other non-interest-bearing credits
 1. Other trade credits
 2. Other non-trade credits
 3. Other non-interest-bearing credits unclassified (short-form questionnaire)
 3. Accrued expenses
- VI. PROVISIONS

Margins

- Gross value added at factor cost / Output
- Gross operating profit / Output
- Gross operating profit / Gross value added at factor cost
- Profit for the year / Gross value added at factor cost

Profitability ratios (Calculated with tangible assets at book values)

- R.1 Ordinary return on investment (at book value) (final balance)
- R.2 Interest on borrowed funds and similar costs to interest-bearing borrowing (final balance)
- R.3 Ordinary return on equity (at book value) (final balance)
- R.4 Return on investment - cost debt (R.1 - R.2) (at book value) (final balance)

Ratios of financial position

- Debt ratio (interest-bearing borrowed funds to interest-bearing liabilities, at book value, final balance) (E.1)
- Debt ratio [external interest-bearing funds to (gross operating profit + financial revenue), final balance] (E.2))
- Debt ratio. Interest burden [interest on borrowed funds to (gross operating profit + financial revenue)]

Average payment and collection periods

- Average supplier payment periods (days)
- Average customer collection period (days)
- Net trade financing (days)
- Non-current trade receivables + Customers - Advances from customers
- Net turnover + Estimate of VAT charged to customers for domestic transactions
- Non-current trade creditors + Balance of suppliers - Advances to suppliers
- Supplies + Estimate of VAT borne by suppliers for domestic transactions

Employees and personnel costs

- A. AVERAGE NUMBER OF EMPLOYEES (units)
 1. Average number of permanent employees
 2. Average number of non-permanent employees
 3. Average number of employees unclassified
- B. PERSONNEL COSTS
 1. Wages and salaries
 2. Social Security costs
 3. Personnel costs unclassified
- C. PERSONNEL COSTS PER EMPLOYEE (euro) (B / A)

Annex 3. Identification data

On this screen, firms' identification variables are selected. Description follows of what each variable is, its length and the values it may take in the event that several are admitted.

<input type="checkbox"/>	Variable	Código
<input type="checkbox"/>	Identificador de Empresa	id
<input type="checkbox"/>	Ejercicio	any
<input type="checkbox"/>	NIF (periódico)	cif
<input type="checkbox"/>	Nombre Empresa	nom
<input type="checkbox"/>	Año de Constitución	anyco...
<input type="checkbox"/>	Sectorizada	revc
<input type="checkbox"/>	CNAE09 (periódico)	cnae09
<input type="checkbox"/>	Divisiones CNAE2009 (periódico)	sect09
<input type="checkbox"/>	Secciones CNAE2009 (periódico)	gsec09
<input type="checkbox"/>	Tipo de Cuestionario	cues
<input type="checkbox"/>	Tamaño Recomendación Europea	tamrec
<input type="checkbox"/>	Tamaño Estadístico	tamest
<input type="checkbox"/>	Indicador de propiedad	grup
<input type="checkbox"/>	Cotiza en bolsa	bols
<input type="checkbox"/>	Código Postal	codpos
<input type="checkbox"/>	Registro	regm
<input type="checkbox"/>	Fuente de datos (CBA/CBB)	fuen
<input type="checkbox"/>	Personal Coherente	peco
<input type="checkbox"/>	Estado (situación demográfica)	esta
<input type="checkbox"/>	NIF empresa vinculada (absorbente/escidente)	cab

Firm Identifier

This represents the internal numerical identifier associated with the Firm.

It has a length of 9 numerical positions.

It does not have a limited list of values.

Year

This represents the year associated with the information of this row in the data file.

It has a length of four numerical positions.

It does not have a limited list of values.

Tax identification number (NIF; periodic)

This represents the tax identification number (NIF) associated with the Firm.

It has a length of 9 alphanumeric positions.

It does not have a limited list of values.

Firm Name

This represents the company name associated with the Firm.

It has a length of 100 alphanumeric positions.

It does not have a limited list of values.

Year of Incorporation

This represents the year in which the Firm was incorporated.

It has a length of 4 numerical positions.

It does not have a limited list of values.

Sectorised

Indicator of whether the questionnaire has passed the Sectorised Test.

It only has representative values if the CBB database is involved, since in the CBA database all firms are sectorised and have a constant value 'S'.

It has a length of 1 alphanumerical position.

The only two values it can possibly take are 'S' (which would indicate that what is involved is a Questionnaire that has passed the Sectorised test) and 'N' (which would indicate that it is not a Questionnaire that has passed the Sectorised test).

CNAE09 (periodic)

4-digit Spanish INE National Classification of Economic Activities (CNAE 2009) code (sector).

It has a length of 4 alphanumerical positions.

It has a limited list of values.

CNAE2009 divisions (periodic)

CNAE 2009 division code.

It has a length of 2 numerical positions.

It has a limited list of values.

CNAE2009 sections (periodic)

CNAE 2009 section code.

It has a length of one alphanumerical position.

It has a limited list of values.

Type of Questionnaire

Identifier of Sub-type of Questionnaire

It has a length of one alphanumerical position.

It has a limited list of values:

<i>Type of Questionnaire</i>	<i>Description</i>
N	Normal
R	Short-form

Size per European Recommendation

Identifier of Size according to criteria of European Recommendation '2003/361/EC'

it has a length of 1 numerical position.

It has a limited list of values:

<i>European Recommendation Size</i>	<i>Description</i>
0	Not reported
1	Large
2	Medium
3	Small
4	Microfirm

Statistical Size

Identifier of Size calculated with statistical criteria.¹

It has a length of 1 numerical position.

It has a limited list of values:

<i>Statistical Size</i>	<i>Description</i>
0	Not reported
1	Large
2	Medium
3	Small
4	Microfirm

Indicator of ownership

identifier of public or private ownership of firms

It has a length of 1 numerical position.

It has a limited list of values:

<i>indicator of ownership</i>	<i>Description</i>
0	Not reported
1	Private
2	Public, unclassified
3	State (central government)-owned
4	Regional government-owned
5	Local government-owned

Listed on the stock market

Indicator of whether the firm is stock market-listed or not. If the firm is listed, this indicator codifies the type of market.

It has a length of 1 numerical position.

It has a limited list of values:

<i>Listed</i>	<i>Description</i>
0	Unlisted
1	Listed for Ring Trading
2	Listed on Continuous Market
3	Listed on Ibex35
5	Only listed abroad
6	MAB (Alternative Stock Market)
7	Listing suspended
8	Not traded

Postcode

Postcode Identifier associated with the Firm's registered office.

It has a length of 5 numerical positions.

It does not have a limited list of values.

¹ As opposed to the Size per the Recommendation, in the Statistical Size the criterion of the firm's dependence, i.e. its belonging or not to a corporate group, is not taken into account, as is neither the criterion of two consecutive years' permanence at the same size in order to be able to change size. Only quantitative criteria are considered.

Registry

Field that identifies the headquarters of the Mercantile Registry with which the Questionnaire was filed. It only contains representative values if the CBB database is involved, since this does not apply for the CBA database and takes a constant value '0'.

It has a length of 2 numerical positions.

It has a limited list of values.

Data source (CBA/CBB)

Identifier of Data Source.

It shows values other than zero for the CBB database, while for the CBA database it presents a constant value '0'.

Consistent Staff

Indicator of whether the Questionnaire has passed the Consistent Staff Test.

It only contains representative values if the CBB database is involved, since this does not apply for the CBA database and takes a constant value 'S'.

It has a length of 1 alphanumerical position.

It has a limited list of values:

<i>Consistent Staff</i>	<i>Description</i>
S	Yes
N	No

Status (demographic situation)

This represents the Status associated with the Firm

It has a length of 1 numerical position.

It has a limited list of values:

<i>Status (demographic situation)</i>	<i>Description</i>
0	Comparable
1	Incomplete
2	Newly created
3	Without activity
5	Low

Tax identification number related company (absorbing/hived-off company)

This represents the tax identification number (NIF) associated with the absorbing or hived-off Firm (representative of the Related Group) to which the Firm belongs. This information will be blank if the Firm associated with the Questionnaire does not belong to a Related Group.

It has a length of 9 alphanumerical positions.

It does not have a limited list of values or associated master table.

Date of filing of insolvency status

Represents the date (year/month/day format) on which the firm's insolvency status was filed. This figure takes the value '0' if the Firm associated with the Questionnaire does not file for Insolvency.

It has a length of 8 numerical positions.

It does not have a limited list of values or an associated master table.

Deregistering of insolvency status

Represents the date (year/month/day format) on which the firm's insolvency status was deregistered. This figure takes the value '0' if the Firm associated with the Questionnaire does not file for Insolvency.

It has a length of 8 numerical positions.

It does not have a limited list of values or an associated master table.

Compliance with CBSO quality standards (quality)

Reports on whether the firm complies or not with CBSO-defined quality standards, including the standard of reliable units.

It has a limited list of values:

<i>Quality</i>	<i>Description</i>
S	Does comply
N	Fails to comply

Reliable units (fiab)

Available only for CBB database. Reports on whether the firm, in the CBSO's opinión, presents its data with reliable units.

It has a limited list of values:

<i>Units</i>	<i>Description</i>
S	Yes, they are reliable
N	No, they are not reliable

Tax identification number (NIF) latest controlling firm (nif_dom)

This represents the identifier alphanumerical code of the latest controlling firm of the Corporate Group to which the Firm belongs. This figure takes the value '0' if the Firm does not belong to a Corporate Group.

It has a length of 9 alphanumerical positions. If the latest controlling parent is foreign, an alphanumerical code whose first four positions are X999 is shown.

It does not have a limited list of values or an associated master table.