



EUROPEAN CENTRAL BANK

EUROSYSTEM

## Press Release

18 May 2021

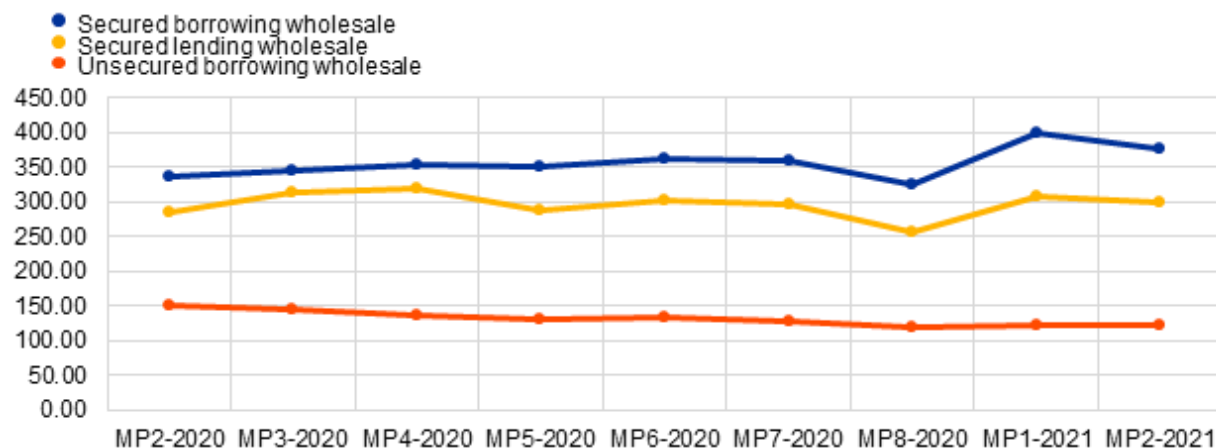
# Euro money market statistics: Second maintenance period 2021

- [Daily average borrowing turnover in the unsecured segment](#) increased from €121 billion in the first maintenance period of 2021 to €123 billion in the second maintenance period of 2021
- [Weighted average overnight rate on borrowing transactions in the unsecured segment](#) remained stable at -0.55% for the wholesale sector and at -0.57% for the interbank sector
- [Daily average borrowing turnover in the secured segment](#) decreased from €400 billion to €376 billion, with a [weighted average overnight rate](#) of -0.56%

### Chart 1

Daily average nominal borrowing and lending turnover in the secured and unsecured markets by maintenance period (MP)

(EUR billion)



[Data for daily average nominal borrowing and lending turnover in the secured and unsecured markets](#)

### European Central Bank

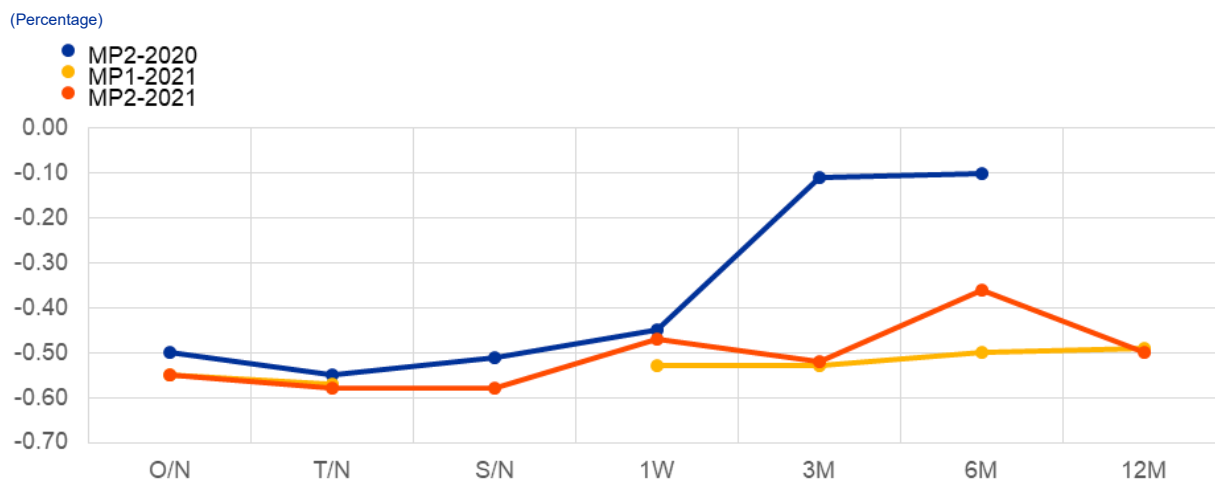
Directorate General Communications, Global Media Relations Division  
Sonnemannstrasse 20, 60314 Frankfurt am Main, Germany  
Tel.: +49 69 1344 7455, e-mail: [media@ecb.europa.eu](mailto:media@ecb.europa.eu), website: [www.ecb.europa.eu](http://www.ecb.europa.eu)

Reproduction is permitted provided that the source is acknowledged.

## Unsecured market

### Chart 2

Weighted average rate for wholesale sector borrowing in the unsecured segment by tenor and maintenance period



#### [Data for weighted average rate for unsecured wholesale sector borrowing](#)

In the second maintenance period of 2021, which started on 17 March 2021 and ended on 27 April 2021, the borrowing turnover in the unsecured segment averaged €123 billion per day. The total borrowing turnover for the period as a whole was €3,432 billion. Borrowing from credit institutions, i.e. on the interbank market, represented a turnover of €309 billion, i.e. 9% of the total borrowing turnover, and lending to credit institutions amounted to €175 billion. Overnight borrowing transactions represented 64% of the total borrowing nominal amount. The weighted average overnight rate for borrowing transactions was -0.57% for the interbank sector and -0.55% for the wholesale sector, the same as in the previous maintenance period.

#### European Central Bank

Directorate General Communications, Global Media Relations Division

Sonnemannstrasse 20, 60314 Frankfurt am Main, Germany

Tel.: +49 69 1344 7455, e-mail: [media@ecb.europa.eu](mailto:media@ecb.europa.eu), website: [www.ecb.europa.eu](http://www.ecb.europa.eu)

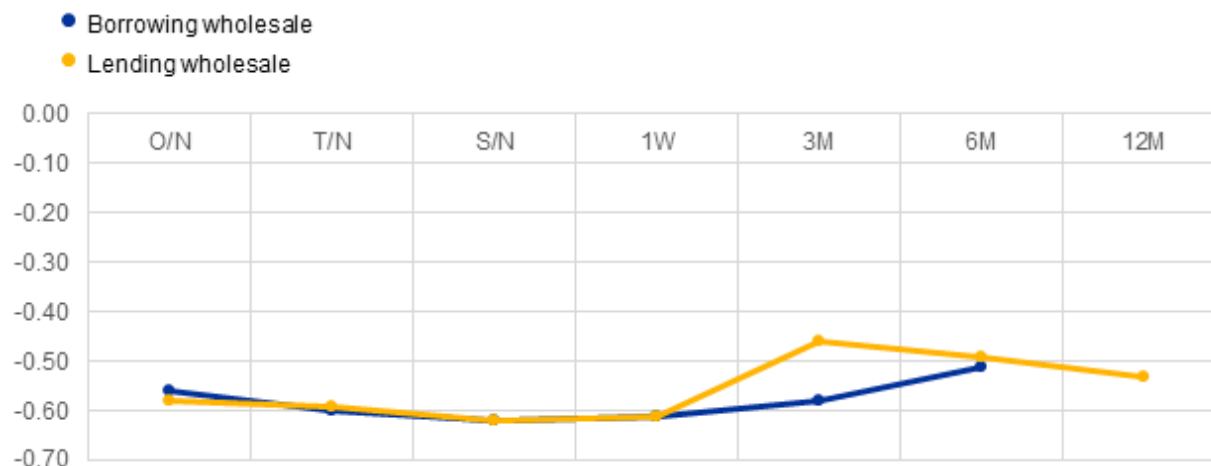
Reproduction is permitted provided that the source is acknowledged.

## Secured market

**Chart 3**

Weighted average rate for wholesale sector borrowing and lending in the secured segment by tenor

(Percentage)



### [Data for weighted average rate for secured wholesale sector borrowing and lending](#)

In the second maintenance period of 2021, the borrowing turnover in the secured segment averaged €376 billion per day, while the total borrowing turnover for the period as a whole was €10,541 billion. Cash lending represented a turnover of €8,378 billion and the daily average amounted to €299 billion. Most of the turnover was concentrated in tenors ranging from overnight to up to one week, with overnight transactions representing around 24% of the total nominal amount on both the borrowing and the lending side. The weighted average overnight rate for borrowing and lending transactions was, respectively, -0.56% and -0.58% for the wholesale sector, compared with -0.52% and -0.56% in the previous maintenance period.

#### European Central Bank

Directorate General Communications, Global Media Relations Division

Sonnemannstrasse 20, 60314 Frankfurt am Main, Germany

Tel.: +49 69 1344 7455, e-mail: [media@ecb.europa.eu](mailto:media@ecb.europa.eu), website: [www.ecb.europa.eu](http://www.ecb.europa.eu)

Reproduction is permitted provided that the source is acknowledged.

**Table 1**

## Euro money market statistics

	Turnover (EUR billion)				Average rate O/N (Percentage)	
	Daily average		Total		MP 1 2021	MP 2 2021
	MP 1 2021	MP 2 2021	MP 1 2021	MP 2 2021		
Borrowing, w wholesale	121	123	4,236	3,432	-0.55	-0.55
Unsecured Of which, interbank	10	11	365	309	-0.57	-0.57
Lending, interbank	6	6	214	175	-0.43	-0.42
Secured Borrowing, w wholesale	400	376	13,988	10,541	-0.52	-0.56
Lending, w wholesale	309	299	10,827	8,378	-0.56	-0.58

For media queries, please contact [Philippe Rispal](#), tel.: +49 69 1344 5482.

**Notes**

- The money market statistics are available in the [ECB's Statistical Data Warehouse](#).
- The Eurosystem collects transaction-by-transaction information from the 48 largest euro area banks in terms of banks' total main balance sheet assets, broken down by their borrowing from and lending to other counterparties. Unsecured transactions include all trades concluded via deposits, call accounts or short-term securities with financial corporations (except central banks where the transaction is not for investment purposes), general government as well as with non-financial corporations classified as "wholesale" under the Basel III LCR framework. Secured transactions cover all fixed-term and open-basis repurchase agreements and transactions entered into under those agreements, including tri-party repo transactions, denominated in euro with a maturity of up to one year, between the reporting agent and financial corporations (except central banks where the transaction is not for investment purposes), general government as well as non-financial corporations classified as wholesale under the Basel III liquidity coverage ratio framework. As of the first maintenance period of 2019, the wholesale sector covers all counterparties in the sectors listed above. More information on the methodology applied, including the list of reporting agents, is available in the statistics section of the [ECB's website](#).
- The weighted average rate is calculated as the arithmetic mean of the rates weighted by the respective nominal amount over the maintenance period on all days on which TARGET2, the Trans-European Automated Real-time Gross settlement Express Transfer system, is open.
- Borrowing refers to transactions in which the reporting bank receives euro-denominated funds, irrespective of whether the transaction was initiated by the reporting bank or its counterpart.
- Lending refers to transactions in which the reporting bank provides euro-denominated funds, irrespective of whether the transaction was initiated by the reporting bank or its counterpart.
- The tenors O/N, T/N, S/N, 1W, 3M, 6M and 12M refer to, respectively, overnight, tomorrow/next, spot/next, one week, three months, six months and twelve months.
- The missing values for tenors in some of the reserve maintenance periods may be due to confidentiality requirements.

**European Central Bank**

Directorate General Communications, Global Media Relations Division

Sonnemannstrasse 20, 60314 Frankfurt am Main, Germany

Tel.: +49 69 1344 7455, e-mail: [media@ecb.europa.eu](mailto:media@ecb.europa.eu), website: [www.ecb.europa.eu](http://www.ecb.europa.eu)

Reproduction is permitted provided that the source is acknowledged.

**Press release / 18 May 2021**

Euro money market statistics: second maintenance period 2021

- In addition to the developments in the latest maintenance period, this press release incorporates minor revisions to the data for previous periods.
- Data are published 15 working days after the end of each maintenance period. The [release calendar](#) and the [indicative calendars for the Eurosystem's reserve maintenance periods](#) are available on the ECB's website.
- The next press release on euro money market statistics will be published on 6 July 2021.

**European Central Bank**

Directorate General Communications, Global Media Relations Division  
Sonnemannstrasse 20, 60314 Frankfurt am Main, Germany

Tel.: +49 69 1344 7455, e-mail: [media@ecb.europa.eu](mailto:media@ecb.europa.eu), website: [www.ecb.europa.eu](http://www.ecb.europa.eu)

Reproduction is permitted provided that the source is acknowledged.