

Press release

27 February 2020

Monetary developments in the euro area: January 2020

- Annual growth rate of broad [monetary aggregate M3](#) increased to 5.2% in January 2020 from 4.9% in December 2019 (revised from 5.0%)
- Annual growth rate of narrower [monetary aggregate M1](#), comprising currency in circulation and overnight deposits, stood at 7.9% in January, compared with 8.0% in December
- Annual growth rate of [adjusted loans to households](#) stood at 3.7% in January, compared with 3.6% in December
- Annual growth rate of [adjusted loans to non-financial corporations](#) stood at 3.2% in January, unchanged from previous month

Components of the broad monetary aggregate M3

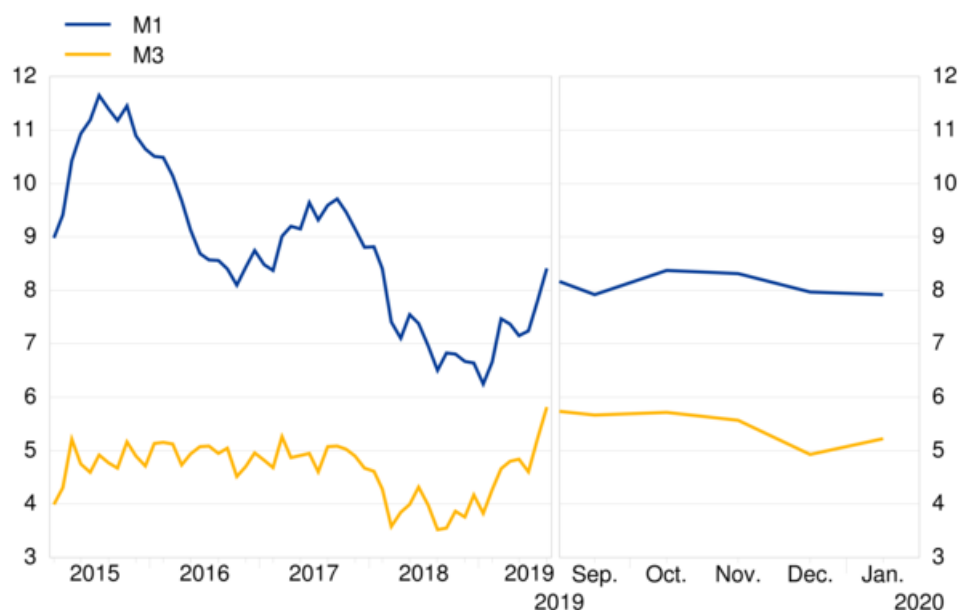
The annual growth rate of the broad monetary aggregate M3 increased to 5.2% in January 2020 from 4.9% in December 2019, averaging 5.2% in the three months up to January. The [components of M3](#) showed the following developments. The annual growth rate of the narrower aggregate M1, which comprises currency in circulation and overnight deposits, stood at 7.9% in January, compared with 8.0% in December. The annual growth rate of short-term deposits other than overnight deposits (M2-M1) decreased to -0.2% in January from 0.1% in December. The annual growth rate of marketable instruments (M3-M2) was -0.4% in January, compared with -7.9% in December.

European Central Bank

Directorate General Communications, Global Media Relations Division
Sonnemannstrasse 20, 60314 Frankfurt am Main, Germany
Tel.: +49 69 1344 7455, e-mail: media@ecb.europa.eu, website: www.ecb.europa.eu

Chart 1 Monetary aggregates

(annual growth rates)



[Data for monetary aggregates](#)

Looking at the [components' contributions to the annual growth rate of M3](#), the narrower aggregate M1 contributed 5.3 percentage points (as in the previous month), short-term deposits other than overnight deposits (M2-M1) contributed -0.1 percentage point (down from 0.0 percentage point) and marketable instruments (M3-M2) contributed 0.0 percentage point (up from -0.4 percentage point).

From the perspective of the holding sectors of [deposits in M3](#), the annual growth rate of deposits placed by households decreased to 5.7% in January from 5.9% in December, while the annual growth rate of deposits placed by non-financial corporations decreased to 6.1% in January from 6.3% in December. Finally, the annual growth rate of deposits placed by non-monetary financial corporations (excluding insurance corporations and pension funds) increased to 3.3% in January from 2.9% in December.

Counterparts of the broad monetary aggregate M3

As a reflection of changes in the items on the monetary financial institution (MFI) consolidated balance sheet other than M3 ([counterparts of M3](#)), the annual growth rate of M3 in January 2020 can be broken down as follows: credit to the private sector contributed 3.7 percentage points (as in the previous month), net external assets contributed 2.8 percentage points (as in the previous month), longer-term

European Central Bank

Directorate General Communications, Global Media Relations Division
Sonnemannstrasse 20, 60314 Frankfurt am Main, Germany
Tel.: +49 69 1344 7455, e-mail: media@ecb.europa.eu, website: www.ecb.europa.eu

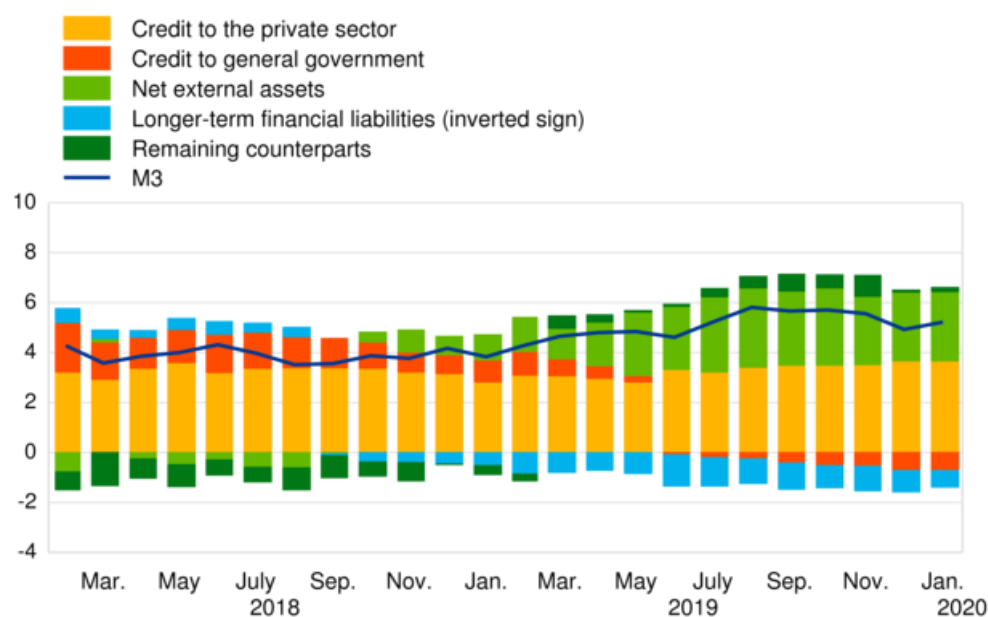
Reproduction is permitted provided that the source is acknowledged.

financial liabilities contributed -0.7 percentage point (up from -0.9 percentage point), credit to general government contributed -0.7 percentage point (as in the previous month), and the remaining counterparts of M3 contributed 0.2 percentage point (up from 0.1 percentage point).

Chart 2

Contribution of the M3 counterparts to the annual growth rate of M3

(percentage points)



[Data for contribution of the M3 counterparts to the annual growth rate of M3](#)

Credit to euro area residents

As regards the dynamics of credit, the annual growth rate of total [credit to euro area residents](#) stood at 2.0% in January 2020, unchanged from the previous month. The annual growth rate of [credit to general government](#) stood at -1.9% in January, and the annual growth rate of [credit to the private sector](#) stood at 3.4% in January, both unchanged from the previous month.

The annual growth rate of [adjusted loans to the private sector](#) (i.e. adjusted for loan sales, securitisation and notional cash pooling) stood at 3.8% in January, compared with 3.7% in December. Among the borrowing sectors, the annual growth rate of [adjusted loans to households](#) stood at 3.7% in January, compared with 3.6% in December, while the annual growth rate of [adjusted loans to non-financial corporations](#) stood at 3.2% in January, unchanged from the previous month.

European Central Bank

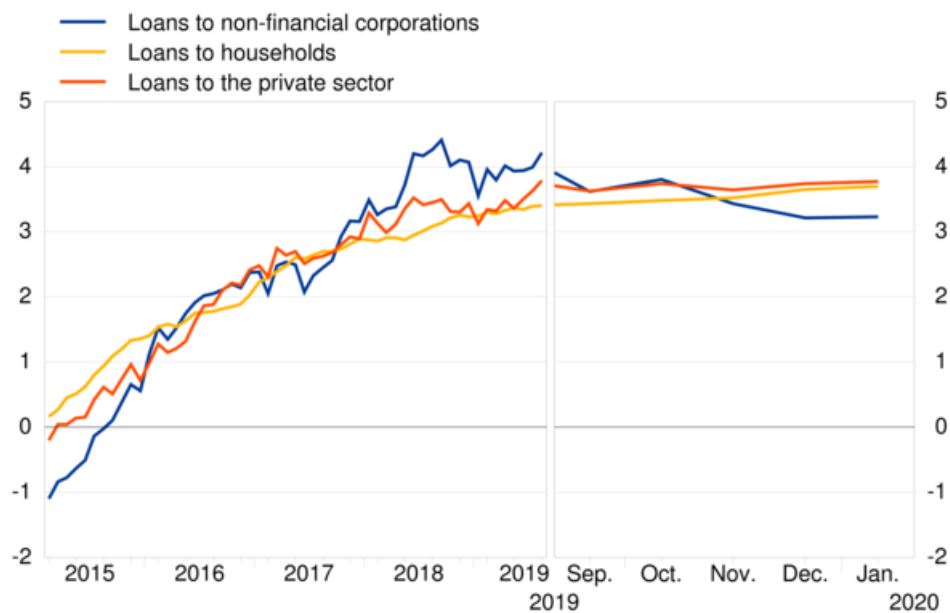
Directorate General Communications, Global Media Relations Division
Sonnemannstrasse 20, 60314 Frankfurt am Main, Germany
Tel.: +49 69 1344 7455, e-mail: media@ecb.europa.eu, website: www.ecb.europa.eu

Reproduction is permitted provided that the source is acknowledged.

Chart 3

Adjusted loans to the private sector

(annual growth rates)



[Data for adjusted loans to the private sector](#)

Notes:

- Data in this press release are adjusted for seasonal and end-of-month calendar effects, unless stated otherwise.
- "Private sector" refers to euro area non-MFIs excluding general government.
- Hyperlinks in the main body of the press release and in annex tables lead to data that may change with subsequent releases as a result of revisions. Figures shown in annex tables are a snapshot of the data as at the time of the current release.

European Central Bank

Directorate General Communications, Global Media Relations Division
Sonnemannstrasse 20, 60314 Frankfurt am Main, Germany
Tel.: +49 69 1344 7455, e-mail: media@ecb.europa.eu, website: www.ecb.europa.eu

Reproduction is permitted provided that the source is acknowledged.