



EUROPEAN CENTRAL BANK

EUROSYSTEM

# PRESS RELEASE

2 April 2019

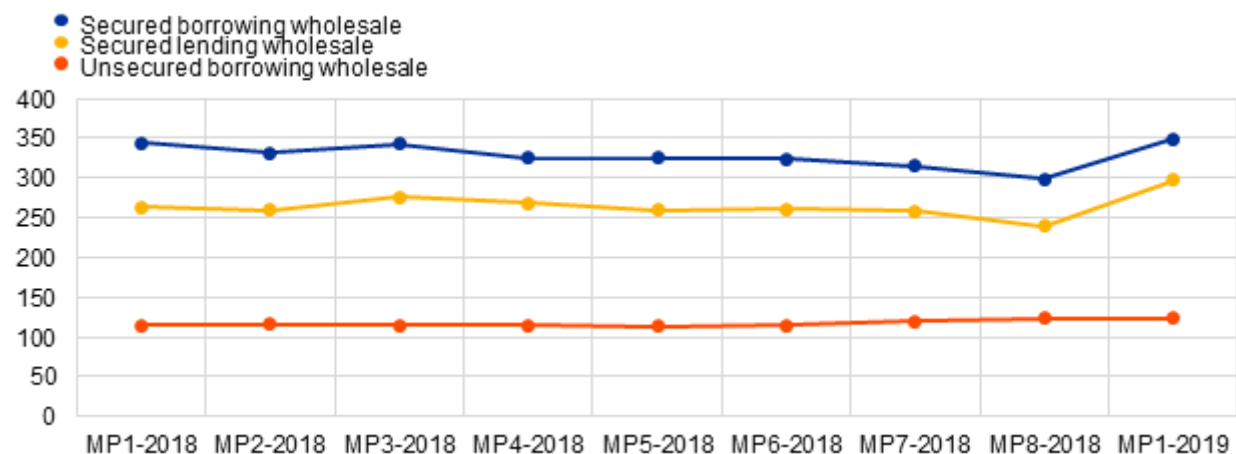
## Euro money market statistics: first maintenance period 2019

- [Daily average borrowing turnover in the unsecured segment](#) slightly increased from €123 billion in the eighth maintenance period of 2018 to €124 billion in the first maintenance period of 2019
- [Weighted average overnight rate on borrowing transactions in the unsecured segment](#) increased from -0.42% to -0.41% for the wholesale sector and decreased from -0.38% to -0.41% for the interbank sector
- [Daily average borrowing turnover in the secured segment](#) increased from €299 to €349 billion, with a [weighted average overnight rate](#) of -0.49%

### Chart 1

Daily average nominal borrowing and lending turnover in the secured and unsecured markets by maintenance period (MP)

(EUR billion)



[Data for daily average nominal borrowing and lending turnover in the secured and unsecured markets](#)

European Central Bank Directorate General Communications  
Global Media Relations Division, Sonnemannstrasse 20, 60314 Frankfurt am Main, Germany  
Tel.: +49 69 1344 7455, e-mail: [media@ecb.europa.eu](mailto:media@ecb.europa.eu), website: [www.ecb.europa.eu](http://www.ecb.europa.eu)

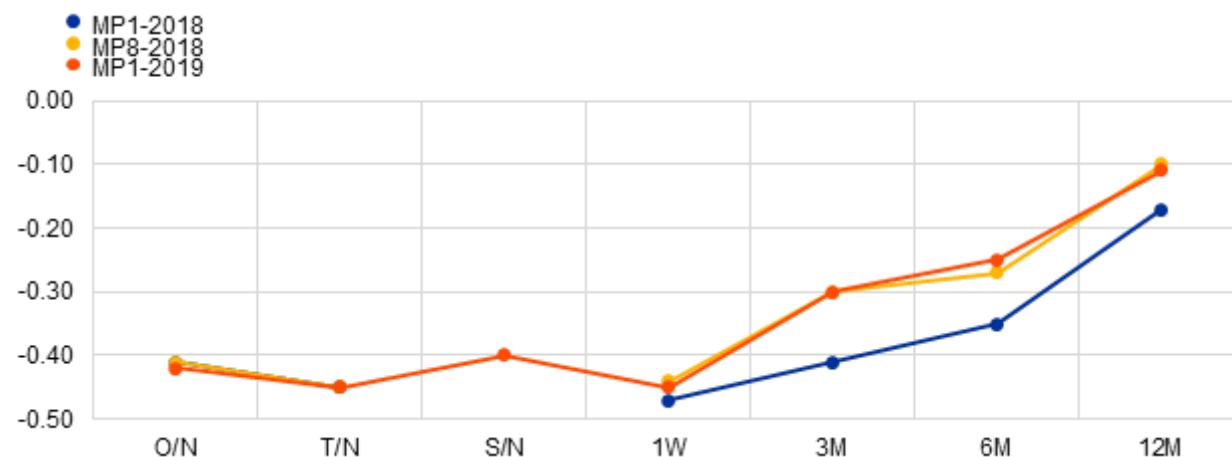
Reproduction is permitted provided that the source is acknowledged.

## Unsecured market

### Chart 2

Weighted average rate for wholesale sector borrowing in the unsecured segment by tenor and maintenance period

(Percentage)



[Data for weighted average rate for unsecured wholesale sector borrowing](#)

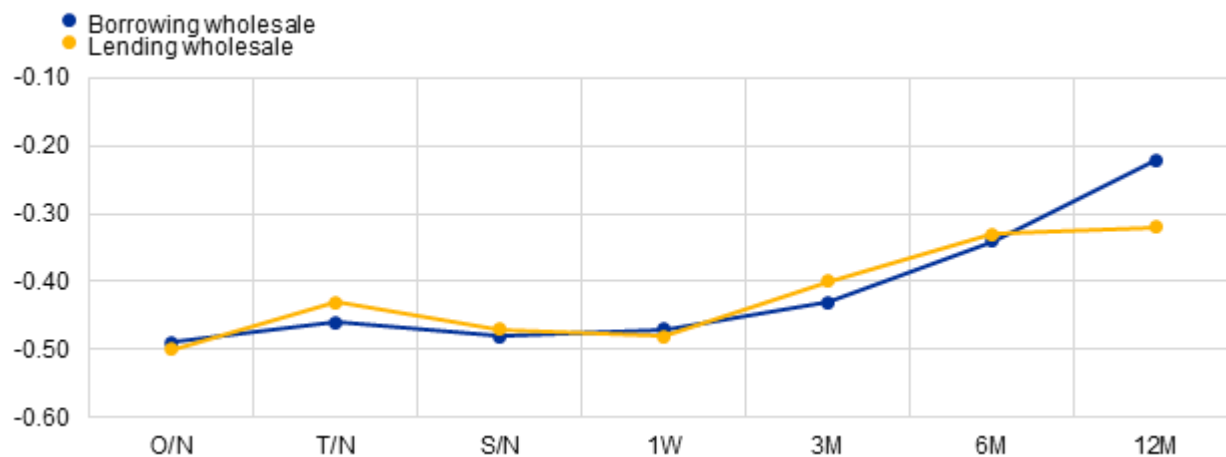
In the latest maintenance period, which started on 30 January 2019 and ended on 12 March 2019, the borrowing turnover in the unsecured segment averaged €124 billion per day. The total borrowing turnover for the period as a whole was €3,727 billion. Borrowing from credit institutions, i.e. on the interbank market, represented a turnover of €331 billion, i.e. 9% of the total borrowing turnover, and lending to other credit institutions amounted to €232 billion. Overnight borrowing transactions represented 49% of the total borrowing nominal amount. The weighted average overnight rate for borrowing transactions was -0.41% for both the interbank sector and for the wholesale sector, compared with -0.38% and -0.42% respectively in the previous maintenance period.

## Secured market

**Chart 3**

Weighted average rate for wholesale sector borrowing and lending in the secured segment by tenor

(Percentage)



[Data for weighted average rate for secured wholesale sector borrowing and lending](#)

In the latest maintenance period, the borrowing turnover in the secured segment averaged €349 billion per day, while the total borrowing turnover for the period as a whole was €10,475 billion. Cash lending represented a turnover of €8,922 billion and the daily average amounted to €297 billion. Most of the turnover was concentrated in tenors ranging from overnight to up to one week, with overnight transactions representing around 21% and 24% of the total nominal amount on the borrowing and lending side respectively. The weighted average overnight rate for borrowing and lending transactions was, respectively, -0.49% and -0.50% for the wholesale sector, compared with -0.51% and -0.56% respectively in the previous maintenance period.

**Table 1**

## Euro money market statistics

		Turnover (EUR billion)				Average rate O/N (Percentage)	
		Daily average		Total		MP 8 2018	MP 1 2019
		MP 8 2018	MP 1 2019	MP 8 2018	MP 1 2019		
Unsecured	Borrowing, w wholesale	123	124	3,325	3,727	-0.42	-0.41
	Of which, interbank	10	11	279	331	-0.38	-0.41
	Lending, interbank	9	8	239	232	-0.34	-0.37
Secured	Borrowing, w wholesale	299	349	8,082	10,475	-0.51	-0.49
	Lending, w wholesale	240	297	6,493	8,922	-0.56	-0.50

For media queries, please contact [Stefan Ruhkamp](#), tel.: +49 69 1344 5057.

**Notes**

- The money market statistics are available in the [ECB's Statistical Data Warehouse](#).
- The Eurosystem collects transaction-by-transaction information from the 50 largest euro area banks in terms of banks' total main balance sheet assets, broken down by their borrowing from and lending to other counterparties. Unsecured transactions include all trades concluded via deposits, call accounts or short-term securities with financial corporations (except central banks where the transaction is not for investment purposes), general government as well as with non-financial corporations classified as "wholesale" under the Basel III LCR framework. Secured transactions cover all fixed-term and open-basis repurchase agreements and transactions entered into under those agreements, including tri-party repo transactions, denominated in euro with a maturity of up to one year, between the reporting agent and financial corporations (except central banks where the transaction is not for investment purposes), general government as well as non-financial corporations classified as wholesale under the Basel III liquidity coverage ratio framework. As of the first maintenance period of 2019, the wholesale sector covers all counterparties in the sectors listed above. More information on the methodology applied, including the list of reporting agents, is available in the statistics section of the [ECB's website](#).
- The weighted average rate is calculated as the arithmetic mean of the rates weighted by the respective nominal amount over the maintenance period on all days on which TARGET2, the Trans-European Automated Real-time Gross settlement Express Transfer system, is open.
- Borrowing refers to transactions in which the reporting bank receives euro-denominated funds, irrespective of whether the transaction was initiated by the reporting bank or its counterpart.
- Lending refers to transactions in which the reporting bank provides euro-denominated funds, irrespective of whether the transaction was initiated by the reporting bank or its counterpart.
- The tenors O/N, T/N, S/N, 1W, 3M, 6M and 12M refer to, respectively, overnight, tomorrow/next, spot/next, one week, three months, six months and twelve months.
- The missing values for tenors in some of the reserve maintenance periods may be due to confidentiality requirements.

**European Central Bank** Directorate General Communications

Global Media Relations Division, Sonnemannstrasse 20, 60314 Frankfurt am Main, Germany

Tel.: +49 69 1344 7455, e-mail: [media@ecb.europa.eu](mailto:media@ecb.europa.eu), website: [www.ecb.europa.eu](http://www.ecb.europa.eu)

**Reproduction is permitted provided that the source is acknowledged.**

## PRESS RELEASE / 2 April 2019

Euro money market statistics: first maintenance period 2019

- In addition to the developments in the latest maintenance period, this press release incorporates minor revisions to the data for previous periods.
- Data are published 15 working days after the end of each maintenance period. The [release calendar](#) and the [indicative calendars for the Eurosystem's reserve maintenance periods](#) are available on the ECB's website.
- The next press release on euro money market statistics will be published on 10 May 2019.

**European Central Bank** Directorate General Communications  
Global Media Relations Division, Sonnemannstrasse 20, 60314 Frankfurt am Main, Germany  
Tel.: +49 69 1344 7455, e-mail: [media@ecb.europa.eu](mailto:media@ecb.europa.eu), website: [www.ecb.europa.eu](http://www.ecb.europa.eu)

**Reproduction is permitted provided that the source is acknowledged.**