

Press release

28 August 2019

Monetary developments in the euro area: July 2019

- Annual growth rate of broad [monetary aggregate M3](#) increased to 5.2% in July 2019 from 4.5% in June
- Annual growth rate of narrower [monetary aggregate M1](#), comprising currency in circulation and overnight deposits, increased to 7.8% in July from 7.2% in June
- Annual growth rate of [adjusted loans to households](#) stood at 3.4% in July, compared with 3.3% in June
- Annual growth rate of [adjusted loans to non-financial corporations](#) stood at 3.9% in July, unchanged from previous month

Components of the broad monetary aggregate M3

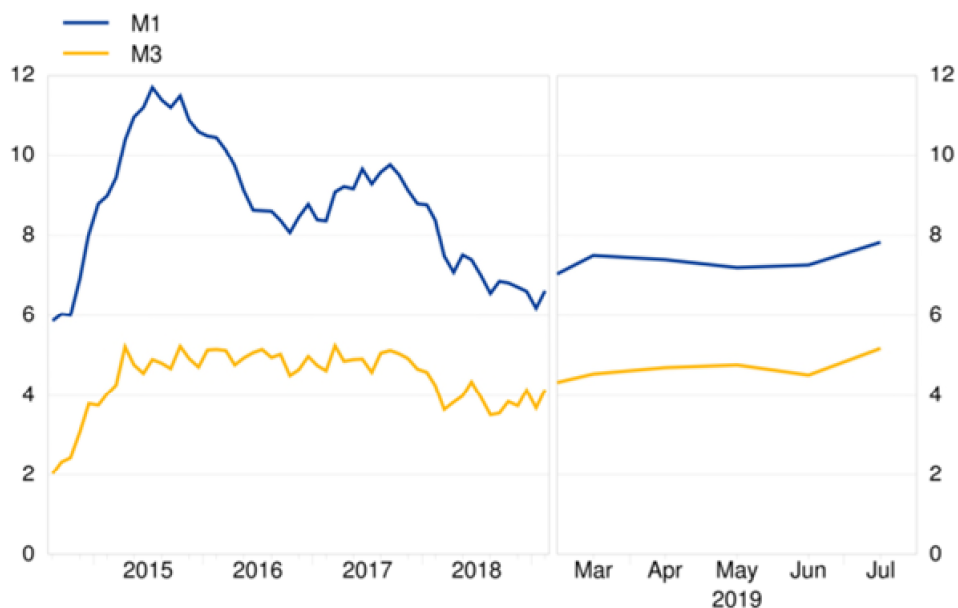
The annual growth rate of the broad monetary aggregate M3 increased to 5.2% in July 2019 from 4.5% in June, averaging 4.8% in the three months up to July. The [components of M3](#) showed the following developments. The annual growth rate of the narrower aggregate M1, which comprises currency in circulation and overnight deposits, increased to 7.8% in July from 7.2% in June. The annual growth rate of short-term deposits other than overnight deposits (M2-M1) increased to 0.1% in July from -0.1% in June. The annual growth rate of marketable instruments (M3-M2) was -1.2% in July, compared with -4.7% in June.

European Central Bank

Directorate General Communications, Global Media Relations Division
Sonnemannstrasse 20, 60314 Frankfurt am Main, Germany
Tel.: +49 69 1344 7455, e-mail: media@ecb.europa.eu, website: www.ecb.europa.eu

Chart 1 Monetary aggregates

(annual growth rates)



[Data for monetary aggregates](#)

Looking at the [components' contributions to the annual growth rate of M3](#), the narrower aggregate M1 contributed 5.2 percentage points (up from 4.8 percentage points in June), short-term deposits other than overnight deposits (M2-M1) contributed 0.0 percentage point (as in the previous month) and marketable instruments (M3-M2) contributed -0.1 percentage point (up from -0.3 percentage point).

From the perspective of the holding sectors of [deposits in M3](#), the annual growth rate of deposits placed by households increased to 6.1% in July from 5.8% in June, while the annual growth rate of deposits placed by non-financial corporations increased to 7.0% in July from 5.7% in June. Finally, the annual growth rate of deposits placed by non-monetary financial corporations (excluding insurance corporations and pension funds) was -0.2% in July, compared with -0.9% in June.

Counterparts of the broad monetary aggregate M3

As a reflection of changes in the items on the monetary financial institution (MFI) consolidated balance sheet other than M3 ([counterparts of M3](#)), the annual growth rate of M3 in July 2019 can be broken down as follows: credit to the private sector contributed 3.2 percentage points (down from 3.3 percentage points in June), net external assets contributed 2.9 percentage points (up from 2.4 percentage points),

European Central Bank

Directorate General Communications, Global Media Relations Division
Sonnemannstrasse 20, 60314 Frankfurt am Main, Germany
Tel.: +49 69 1344 7455, e-mail: media@ecb.europa.eu, website: www.ecb.europa.eu

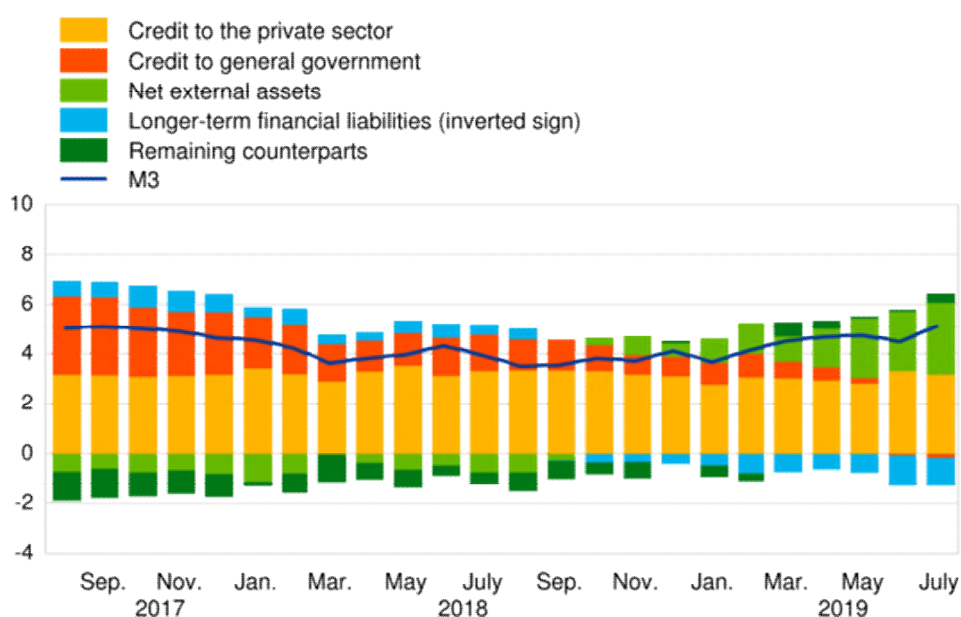
Reproduction is permitted provided that the source is acknowledged.

credit to general government contributed -0.2 percentage point (down from -0.1 percentage point), longer-term financial liabilities contributed -1.1 percentage points (up from -1.2 percentage points), and the remaining counterparts of M3 contributed 0.3 percentage point (up from 0.0 percentage point).

Chart 2

Contribution of the M3 counterparts to the annual growth rate of M3

(percentage points)



[Data for contribution of the M3 counterparts to the annual growth rate of M3](#)

Credit to euro area residents

As regards the dynamics of credit, the annual growth rate of total [credit to euro area residents](#) decreased to 2.0% in July 2019 from 2.2% in the previous month. The annual growth rate of [credit to general government](#) was -0.5% in July, compared with -0.2% in June, while the annual growth rate of [credit to the private sector](#) decreased to 2.9% in July from 3.1% in June.

The annual growth rate of [adjusted loans to the private sector](#) (i.e. adjusted for loan sales, securitisation and notional cash pooling) stood at 3.6% in July, compared with 3.5% in June. Among the borrowing sectors, the annual growth rate of [adjusted loans to households](#) stood at 3.4% in July, compared with 3.3% in June, while the annual growth rate of [adjusted loans to non-financial corporations](#) stood at 3.9% in July, unchanged from the previous month.

European Central Bank

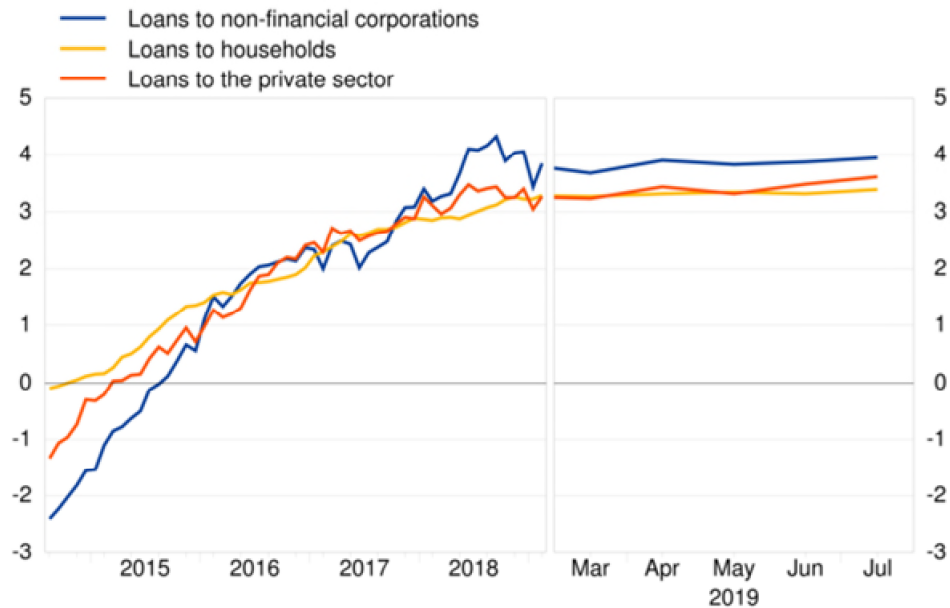
Directorate General Communications, Global Media Relations Division
Sonnenmannstrasse 20, 60314 Frankfurt am Main, Germany
Tel.: +49 69 1344 7455, e-mail: media@ecb.europa.eu, website: www.ecb.europa.eu

Reproduction is permitted provided that the source is acknowledged.

Chart 3

Adjusted loans to the private sector

(annual growth rates)



[Data for adjusted loans to the private sector](#)

Annex

[Table: Annex to the press release on monetary developments in the euro area](#)

Notes:

- Data in this press release are adjusted for seasonal and end-of-month calendar effects, unless stated otherwise.
- "Private sector" refers to euro area non-MFIs excluding general government.
- Hyperlinks in the main body of the press release and in annex tables lead to data that may change with subsequent releases as a result of revisions. Figures shown in annex tables are a snapshot of the data as at the time of the current release.

European Central Bank

Directorate General Communications, Global Media Relations Division
Sonnenmannstrasse 20, 60314 Frankfurt am Main, Germany
Tel.: +49 69 1344 7455, e-mail: media@ecb.europa.eu, website: www.ecb.europa.eu

Reproduction is permitted provided that the source is acknowledged.