

For improved analysis of financing and indebtedness



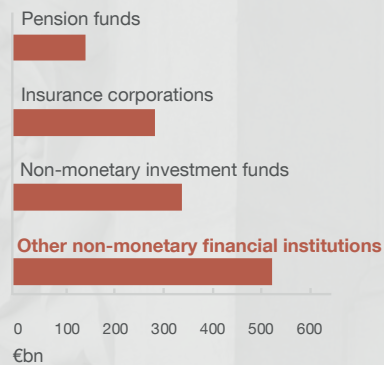
FINANCIAL SECTOR Financial assets 2022 Q2

€5,538 billion

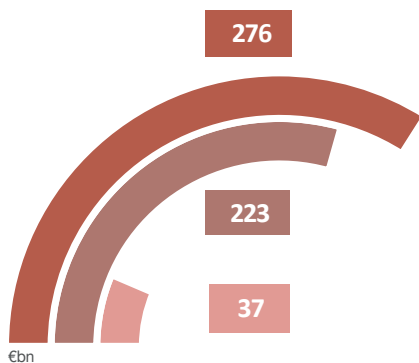
How are they distributed?



Which sectors are included in the non-monetary financial sector?



New breakdown

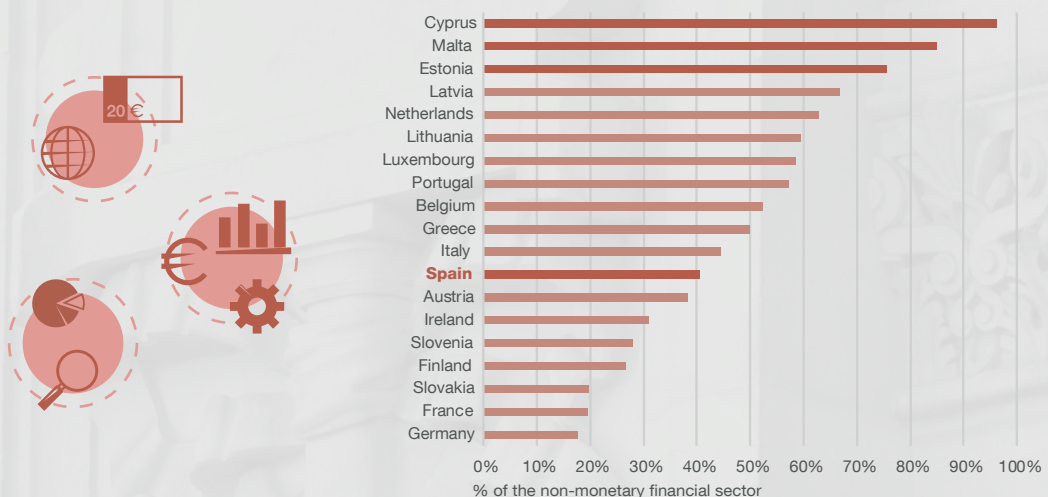


€bn

Their balance sheets and transactions by instrument can be found at the following [link](#).

Captive financial institutions and money lenders	Other financial intermediaries	Financial auxiliaries
<ul style="list-style-type: none"> Holdings Special purpose entities (SPEs) Financial vehicle corporations that issue securities and are subsidiaries of financial institutions 	<ul style="list-style-type: none"> Securities-dealer companies Securitisation financial vehicle corporations Listed real-estate investment companies Asset management companies 	<ul style="list-style-type: none"> Securities agencies Mutual guarantee companies Payment institutions Head offices of financial groups

How important are these sectors in the Eurosystem countries?



An initiative coordinated among the Eurosystem central banks, as set out in GUIDELINE (EU) 2021/827 of the European Central Bank of 29 April 2021 (ECB/2021/20).